

# Young Race 1 Distance 1720m

Monday, 12 January 2026

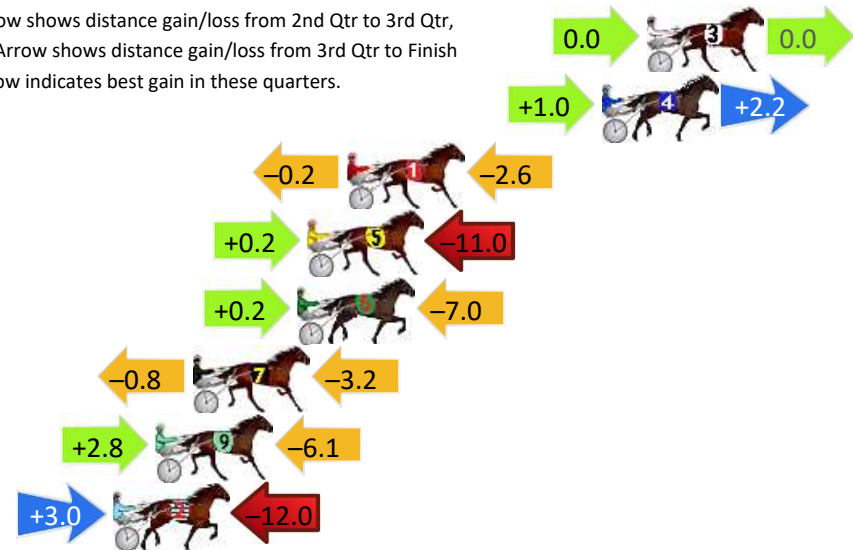
Gross Time: 2:06.40 MileRate: 1:58.30 LeadTime: 6.70s First Qtr: 30.80s Second Qtr: 31.00s Third Qtr: 29.30s Fourth Qtr: 28.60s

DATA TABLE: 800 / 400 Posi's are position from leader and (how wide the horse was at that position)

NoHorse	Plc	Mar	800 Posi	400 Posi	Time	3rd Qtr	4th Qt
3 SHAKEN SANDS	1	0.0m	0.0m (0)	0.0m (0)	2:06.40	29.30s	28.60s
4 OAK RIDGE	2	1.8m	5.0m (0)	4.0m (0)	2:06.54	29.23s	28.44s
1 SERGEANT STRINGER	3	12.0m	9.2m (0)	9.4m (0)	2:07.30	29.32s	28.78s
5 DEAD EYE TIKI	4	13.6m	2.8m (1)	2.6m (1)	2:07.42	29.30s	29.38s
6 MODERN SHEEN	5	14.0m	7.2m (1)	7.0m (1)	2:07.45	29.29s	29.10s
7 WESTERN BILL	6	18.2m	14.2m (0)	15.0m (0)	2:07.77	29.36s	28.83s
9 ANGELIC ATTITUDE	7	19.7m	16.4m (1)	13.6m (2)	2:07.88	29.10s	29.03s
2 FINANCIALLY STABLE	8	21.4m	12.4m (1)	9.4m (2)	2:08.01	29.09s	29.45s

## Finish Position and metres gained

First Arrow shows distance gain/loss from 2nd Qtr to 3rd Qtr,  
Second Arrow shows distance gain/loss from 3rd Qtr to Finish  
Blue arrow indicates best gain in these quarters.



800

Visual positions in race at 2nd Quarter



400

Visual positions in race at 3rd Quarter



Powered by



Harness Analyser

Sectional Analysis Software

Not just form | Free Trial

[www.facebook.com/PJHarnessRacing](http://www.facebook.com/PJHarnessRacing)



RISE Digital, Harness Racing Australia nor the provider accepts any responsibility for the completeness or accuracy of any of the information contained herein, and makes no representations about its suitability for any particular purpose. Users should make their own judgements about those matters and/or seek independent advice. You assume all risks associated with use of data provided on this page

# Young Race 2 Distance 1720m

Monday, 12 January 2026


Gross Time: 2:05.00 MileRate: 1:57.00 LeadTime: 6.50s First Qtr: 28.20s Second Qtr: 31.80s Third Qtr: 28.90s Fourth Qtr: 29.60s

DATA TABLE: 800 / 400 Posi's are position from leader and (how wide the horse was at that position)

No	Horse	Plc	Mar	800 Posi	400 Posi	Time	3rd Qtr	4th Qt
2	VIOLET JAY	1	0.0m	4.4m (0)	4.4m (0)	2:05.00	28.90s	29.28s
1	PENCIL ME IN	2	2.1m	8.8m (0)	8.4m (0)	2:05.16	28.88s	29.14s
4	HOLME BOY	3	4.1m	0.0m (0)	0.0m (0)	2:05.32	28.90s	29.90s
5	GO COLOUR MY WORLD	4	11.1m	17.6m (0)	17.2m (1)	2:05.86	28.88s	29.15s
3	GABBYS SPORTSTAR	5	14.3m	9.8m (1)	8.4m (2)	2:06.11	28.79s	30.03s
7	ZOLTON	6	14.4m	13.2m (0)	13.0m (0)	2:06.12	28.88s	29.70s
6	SPRING DELIGHT	7	16.8m	5.8m (1)	5.8m (1)	2:06.30	28.89s	30.41s
8	JESSIE LEE	8	16.9m	14.0m (1)	12.4m (1)	2:06.31	28.78s	29.93s
9	FULL OF SPICE	9	136.1m	20.0m (1)	50.0m (0)	2:15.56	31.01s	35.94s

## Finish Position and metres gained

First Arrow shows distance gain/loss from 2nd Qtr to 3rd Qtr,  
Second Arrow shows distance gain/loss from 3rd Qtr to Finish  
Blue arrow indicates best gain in these quarters.



800

Visual positions in race at 2nd Quarter



400

Visual positions in race at 3rd Quarter



Powered by



Harness Analyser

Sectional Analysis Software

Not just form | Free Trial

www.facebook.com/PJHarnessRacing



RISE Digital, Harness Racing Australia nor the provider accepts any responsibility for the completeness or accuracy of any of the information contained herein, and makes no representations about its suitability for any particular purpose. Users should make their own judgements about those matters and/or seek independent advice. You assume all risks associated with use of data provided on this page

# Young Race 3 Distance 1720m

Monday, 12 January 2026

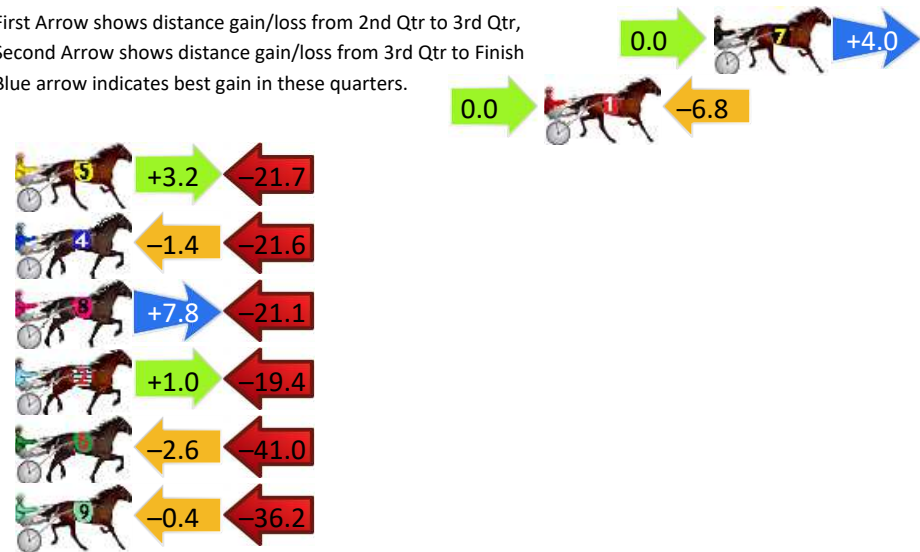
Gross Time: 2:02.60 MileRate: 1:54.70 LeadTime: 6.50s First Qtr: 28.20s Second Qtr: 29.20s Third Qtr: 28.50s Fourth Qtr: 30.20s

DATA TABLE: 800 / 400 Posi's are position from leader and (how wide the horse was at that position)

NoHorse	Plc	Mar	800 Posi	400 Posi	Time	3rd Qtr	4th Qt
7 SHE WHO DARES	1	0.0m	4.0m (0)	4.0m (0)	2:02.60	28.51s	29.90s
1 BUTTER CUP	2	6.8m	0.0m (0)	0.0m (0)	2:03.14	28.49s	30.71s
5 ALWAYSATTHEBEACH	3	30.1m	11.6m (1)	8.4m (3)	2:04.98	28.22s	31.83s
4 MAMMALS HEART	4	30.4m	7.4m (1)	8.8m (2)	2:05.00	28.56s	31.82s
8 SHES GOT A REASON	5	33.7m	20.4m (1)	12.6m (1)	2:05.26	27.89s	31.78s
2 PLAYING FOR KEEPS	6	34.4m	16.0m (1)	15.0m (2)	2:05.32	28.39s	31.66s
6 TWO BLUES BLING	7	46.4m	2.8m (1)	5.4m (1)	2:06.27	28.60s	33.28s
9 CANT HEAR YOU	8	47.2m	10.6m (0)	11.0m (0)	2:06.33	28.45s	32.92s

## Finish Position and metres gained

First Arrow shows distance gain/loss from 2nd Qtr to 3rd Qtr,  
Second Arrow shows distance gain/loss from 3rd Qtr to Finish  
Blue arrow indicates best gain in these quarters.



800

Visual positions in race at 2nd Quarter



400

Visual positions in race at 3rd Quarter



Powered by



Harness Analyser

Sectional Analysis Software

Not just form | Free Trial

[www.facebook.com/PJHarnessRacing](http://www.facebook.com/PJHarnessRacing)



RISE Digital, Harness Racing Australia nor the provider accepts any responsibility for the completeness or accuracy of any of the information contained herein, and makes no representations about its suitability for any particular purpose. Users should make their own judgements about those matters and/or seek independent advice. You assume all risks associated with use of data provided on this page

# Young Race 4 Distance 2100m

Monday, 12 January 2026

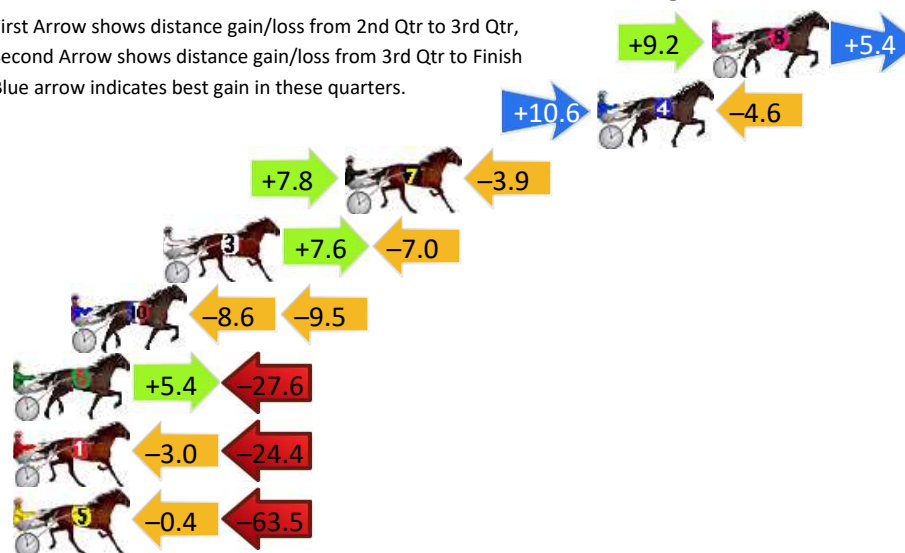
Gross Time: 2:39.30 MileRate: 2:02.10 LeadTime: 40.40s First Qtr: 30.50s Second Qtr: 30.00s Third Qtr: 30.00s Fourth Qtr: 28.40s

DATA TABLE: 800 / 400 Posi's are position from leader and (how wide the horse was at that position)

NoHorse	Plc	Mar	800 Posi	400 Posi	Time	3rd Qtr	4th Qt
8 SNEAK A PEEK	1	0.0m	14.6m (1)	5.4m (2)	2:39.30	29.32s	28.02s
4 THE HUSTLER	2	4.6m	10.6m (1)	0.0m (3)	2:39.64	29.24s	28.72s
7 THE EX HORSEIST	3	14.7m	18.6m (1)	10.8m (2)	2:40.40	29.44s	28.68s
3 MULLUM GUIDO	4	22.0m	22.6m (1)	15.0m (1)	2:40.94	29.46s	28.89s
10 NO ALIBI	5	25.7m	7.6m (0)	16.2m (0)	2:41.22	30.64s	29.07s
6 DONNIE MAC	6	29.0m	6.8m (1)	1.4m (2)	2:41.46	29.66s	30.35s
1 RAKADEAKS	7	31.0m	3.6m (0)	6.6m (0)	2:41.61	30.27s	30.12s
5 THANKS BE TO GOD	8	66.5m	2.6m (1)	3.0m (1)	2:44.26	30.16s	32.88s

## Finish Position and metres gained

First Arrow shows distance gain/loss from 2nd Qtr to 3rd Qtr,  
Second Arrow shows distance gain/loss from 3rd Qtr to Finish  
Blue arrow indicates best gain in these quarters.



800

Visual positions in race at 2nd Quarter



400

Visual positions in race at 3rd Quarter



Powered by



Harness Analyser

Sectional Analysis Software

Not just form | Free Trial

[www.facebook.com/PJHarnessRacing](http://www.facebook.com/PJHarnessRacing)



RISE Digital, Harness Racing Australia nor the provider accepts any responsibility for the completeness or accuracy of any of the information contained herein, and makes no representations about its suitability for any particular purpose. Users should make their own judgements about those matters and/or seek independent advice. You assume all risks associated with use of data provided on this page



# Young Race 5 Distance 1720m

Monday, 12 January 2026


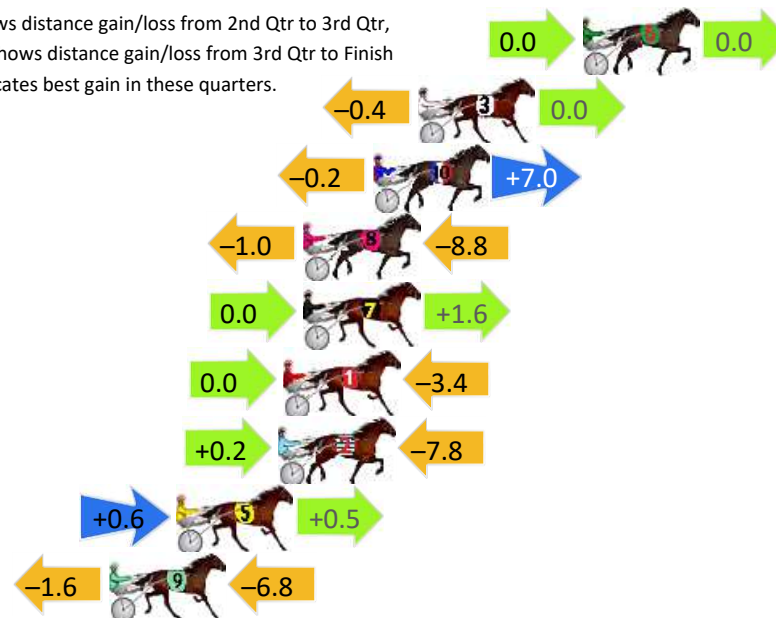
Gross Time: 2:05.70 MileRate: 1:57.60 LeadTime: 6.60s First Qtr: 28.10s Second Qtr: 31.70s Third Qtr: 29.90s Fourth Qtr: 29.40s

DATA TABLE: 800 / 400 Posi's are position from leader and (how wide the horse was at that position)

NoHorse	Plc	Mar	800 Posi	400 Posi	Time	3rd Qtr	4th Qt
6 GLENN FORD	1	0.0m	0.0m (0)	0.0m (0)	2:05.70	29.90s	29.40s
3 REASON TO LAUGH	2	6.6m	6.2m (1)	6.6m (1)	2:06.21	29.93s	29.40s
10 SPRINGFIELD DESIRE	3	8.4m	15.2m (1)	15.4m (2)	2:06.35	29.91s	28.89s
8 PADDY MACH	4	11.2m	1.4m (1)	2.4m (1)	2:06.56	29.98s	30.04s
7 JOHNNYS BLUE	5	11.2m	12.8m (0)	12.8m (0)	2:06.56	29.90s	29.28s
1 BETTERTHANTHEBOYZ	6	12.0m	8.6m (0)	8.6m (0)	2:06.63	29.90s	29.65s
2 MILLYANO	7	12.2m	4.6m (0)	4.4m (0)	2:06.64	29.89s	29.97s
5 STAR CONNECTION	8	16.3m	17.4m (0)	16.8m (0)	2:06.96	29.86s	29.36s
9 MAJOR HUSS	9	19.0m	10.6m (1)	12.2m (1)	2:07.16	30.02s	29.90s

## Finish Position and metres gained

First Arrow shows distance gain/loss from 2nd Qtr to 3rd Qtr,  
Second Arrow shows distance gain/loss from 3rd Qtr to Finish  
Blue arrow indicates best gain in these quarters.



800

Visual positions in race at 2nd Quarter



400

Visual positions in race at 3rd Quarter



Powered by



Harness Analyser

Sectional Analysis Software

Not just form | Free Trial

[www.facebook.com/PJHarnessRacing](http://www.facebook.com/PJHarnessRacing)



RISE Digital, Harness Racing Australia nor the provider accepts any responsibility for the completeness or accuracy of any of the information contained herein, and makes no representations about its suitability for any particular purpose. Users should make their own judgements about those matters and/or seek independent advice. You assume all risks associated with use of data provided on this page

# Young Race 6 Distance 1720m

Monday, 12 January 2026



Gross Time: 2:07.20 MileRate: 1:59.00 LeadTime: 6.00s First Qtr: 28.90s Second Qtr: 33.20s Third Qtr: 30.20s Fourth Qtr: 28.90s

DATA TABLE: 800 / 400 Posi's are position from leader and (how wide the horse was at that position)

NoHorse	Plc	Mar	800 Posi	400 Posi	Time	3rd Qtr	4th Qt
4 RIP JACKSON	1	0.0m	0.0m (0)	0.0m (0)	2:07.20	30.20s	28.90s
7 ROCKIN SWEET	2	3.8m	16.8m (1)	9.2m (2)	2:07.49	29.63s	28.51s
2 ROCK QUEEN	3	8.6m	4.0m (0)	5.0m (0)	2:07.85	30.28s	29.16s
8 FLEXI BET	4	9.1m	8.0m (0)	9.0m (0)	2:07.89	30.27s	28.91s
9 ILLUSTRATION	5	15.3m	12.2m (1)	5.6m (1)	2:08.36	29.73s	29.60s
1 TIGERS SPIRIT	6	32.0m	12.0m (0)	15.6m (0)	2:09.63	30.49s	30.08s
5 SIR VINCENT	7	32.4m	7.8m (1)	14.4m (2)	2:09.66	30.71s	30.19s
10 LETSTACOBOUTIT	8	36.5m	16.4m (0)	20.2m (0)	2:09.97	30.51s	30.07s
3 GOODTIME JAZZI	9	41.3m	21.0m (1)	19.0m (1)	2:10.33	30.09s	30.50s
6 BARKWAY THOMAS	10	57.5m	3.8m (1)	11.2m (1)	2:11.56	30.82s	32.23s

## Finish Position and metres gained

First Arrow shows distance gain/loss from 2nd Qtr to 3rd Qtr,  
Second Arrow shows distance gain/loss from 3rd Qtr to Finish  
Blue arrow indicates best gain in these quarters.



800

Visual positions in race at 2nd Quarter



400

Visual positions in race at 3rd Quarter



Powered by



Harness Analyser

Sectional Analysis Software

Not just form | Free Trial

[www.facebook.com/PJHarnessRacing](http://www.facebook.com/PJHarnessRacing)



RISE Digital, Harness Racing Australia nor the provider accepts any responsibility for the completeness or accuracy of any of the information contained herein, and makes no representations about its suitability for any particular purpose. Users should make their own judgements about those matters and/or seek independent advice. You assume all risks associated with use of data provided on this page

# Young Race 7 Distance 1720m

Monday, 12 January 2026

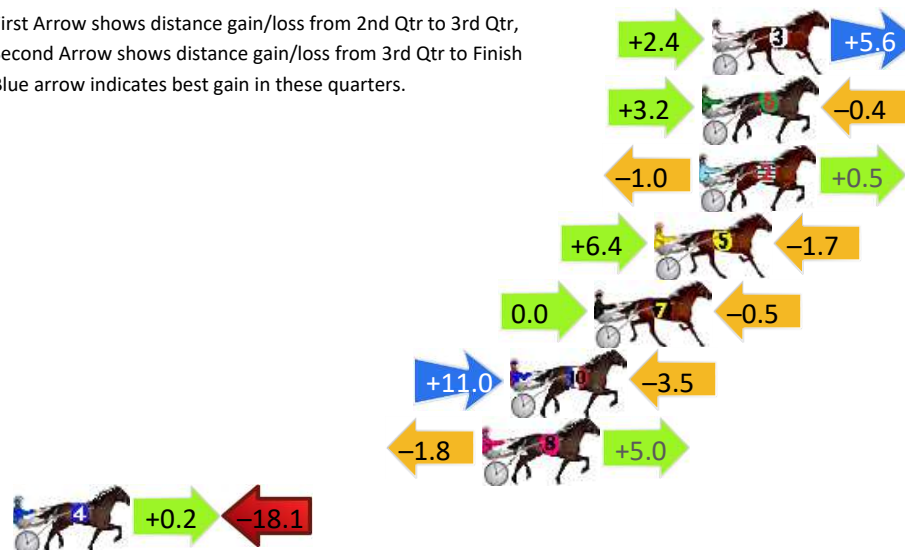
Gross Time: 2:08.60 MileRate: 2:00.30 LeadTime: 6.40s First Qtr: 28.70s Second Qtr: 32.40s Third Qtr: 31.40s Fourth Qtr: 29.70s

DATA TABLE: 800 / 400 Posi's are position from leader and (how wide the horse was at that position)

NoHorse	Plc	Mar	800 Posi	400 Posi	Time	3rd Qtr	4th Qt
3 YA RACIN BELLA	1	0.0m	8.0m (0)	5.6m (0)	2:08.60	31.21s	29.29s
6 MAGGIE MOTH	2	0.4m	3.2m (1)	0.0m (1)	2:08.63	31.16s	29.73s
2 BILLS SWAN SONG	3	0.5m	0.0m (0)	1.0m (0)	2:08.64	31.47s	29.66s
5 COOGEE	4	2.3m	7.0m (1)	0.6m (2)	2:08.78	30.92s	29.83s
7 LAST FLITE	5	4.7m	4.2m (0)	4.2m (1)	2:08.97	31.40s	29.74s
10 SHES DUNNA RUNNA	6	8.1m	15.6m (1)	4.6m (2)	2:09.23	30.57s	29.96s
8 RACING RAY	7	9.2m	12.4m (0)	14.2m (0)	2:09.32	31.53s	29.33s
4 IRISH SPEED	8	29.1m	11.2m (1)	11.0m (1)	2:10.86	31.42s	31.04s

## Finish Position and metres gained

First Arrow shows distance gain/loss from 2nd Qtr to 3rd Qtr,  
Second Arrow shows distance gain/loss from 3rd Qtr to Finish  
Blue arrow indicates best gain in these quarters.



800

Visual positions in race at 2nd Quarter



400

Visual positions in race at 3rd Quarter



Powered by



Harness Analyser

Sectional Analysis Software

Not just form | Free Trial

[www.facebook.com/PJHarnessRacing](http://www.facebook.com/PJHarnessRacing)



RISE Digital, Harness Racing Australia nor the provider accepts any responsibility for the completeness or accuracy of any of the information contained herein, and makes no representations about its suitability for any particular purpose. Users should make their own judgements about those matters and/or seek independent advice. You assume all risks associated with use of data provided on this page

# Young Race 8 Distance 1720m

Monday, 12 January 2026

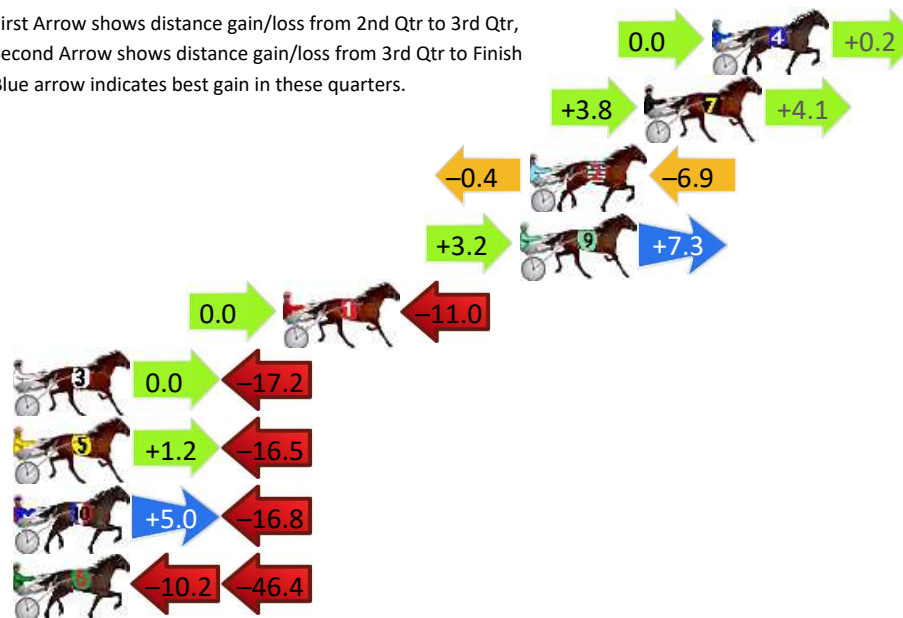
Gross Time: 2:06.20 MileRate: 1:58.00 LeadTime: 6.60s First Qtr: 28.30s Second Qtr: 31.00s Third Qtr: 30.00s Fourth Qtr: 30.30s

DATA TABLE: 800 / 400 Posi's are position from leader and (how wide the horse was at that position)

NoHorse	Plc	Mar	800 Posi	400 Posi	Time	3rd Qtr	4th Qt
4 PEAKSART	1	0.0m	0.2m (1)	0.2m (1)	2:06.20	30.00s	30.28s
7 BEACH ON FIRE	2	2.7m	10.6m (0)	6.8m (1)	2:06.41	29.72s	29.99s
2 I LIKA STYLE	3	7.3m	0.0m (0)	0.4m (0)	2:06.78	30.03s	30.82s
9 NOTTADOUBT	4	7.7m	18.2m (1)	15.0m (2)	2:06.81	29.76s	29.75s
1 ONE STUNIN MELODY	5	17.2m	6.2m (0)	6.2m (0)	2:07.56	30.00s	31.13s
3 BLUES TERROR	6	31.2m	14.0m (1)	14.0m (1)	2:08.67	29.99s	31.60s
5 I AM THE TORNADO	7	32.1m	16.8m (0)	15.6m (0)	2:08.75	29.90s	31.54s
10 ALICE ON THE BEACH	8	34.4m	22.6m (1)	17.6m (3)	2:08.93	29.62s	31.57s
6 SUNNYWITHACHANCE	9	66.2m	9.6m (1)	19.8m (1)	2:11.45	30.75s	33.80s

## Finish Position and metres gained

First Arrow shows distance gain/loss from 2nd Qtr to 3rd Qtr, Second Arrow shows distance gain/loss from 3rd Qtr to Finish  
Blue arrow indicates best gain in these quarters.



800

Visual positions in race at 2nd Quarter



400

Visual positions in race at 3rd Quarter



Powered by



Harness Analyser

Sectional Analysis Software

Not just form | Free Trial

www.facebook.com/PJHarnessRacing



RISE Digital, Harness Racing Australia nor the provider accepts any responsibility for the completeness or accuracy of any of the information contained herein, and makes no representations about its suitability for any particular purpose. Users should make their own judgements about those matters and/or seek independent advice. You assume all risks associated with use of data provided on this page