

Tamworth Race 1 Distance 1980m

Tuesday, 13 January 2026

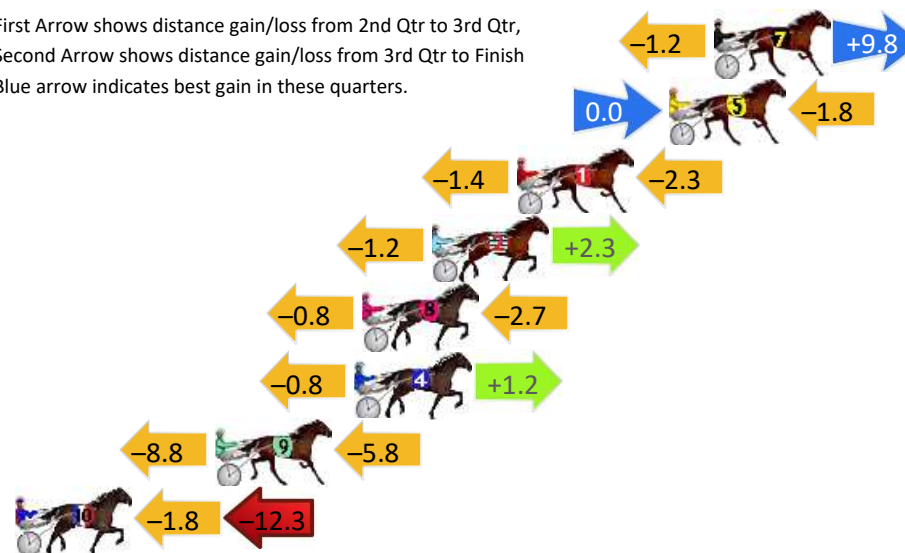
Gross Time: 2:24.10 MileRate: 1:57.10 LeadTime: 25.90s First Qtr: 30.80s Second Qtr: 28.80s Third Qtr: 29.00s Fourth Qtr: 29.60s

DATA TABLE: 800 / 400 Posi's are position from leader and (how wide the horse was at that position)


NoHorse	Plc	Mar	800 Posi	400 Posi	Time	3rd Qtr	4th Qt
7 MISS BAY KING COLE	1	0.0m	8.6m (0)	9.8m (1)	2:24.10	29.09s	28.88s
5 ROCK HAMMER	2	1.8m	0.0m (0)	0.0m (0)	2:24.24	29.00s	29.73s
1 NIGHT TO REMEMBER	3	7.9m	4.2m (0)	5.6m (0)	2:24.71	29.10s	29.77s
2 ESCALERA	4	11.3m	12.4m (0)	13.6m (0)	2:24.98	29.09s	29.43s
8 BUDDY PERFECT	5	14.1m	10.6m (1)	11.4m (2)	2:25.19	29.06s	29.80s
4 LENNY LINCOLN	6	14.4m	14.8m (1)	15.6m (2)	2:25.22	29.06s	29.51s
9 GROSESTAR	7	20.0m	5.4m (1)	14.2m (1)	2:25.65	29.64s	30.03s
10 CANADIAN LASS	8	31.9m	17.8m (2)	19.6m (1)	2:26.57	29.12s	30.51s

Finish Position and metres gained

First Arrow shows distance gain/loss from 2nd Qtr to 3rd Qtr,
Second Arrow shows distance gain/loss from 3rd Qtr to Finish
Blue arrow indicates best gain in these quarters.



Visual positions in race at 2nd Quarter



Visual positions in race at 3rd Quarter



Powered by



Harness Analyser

Sectional Analysis Software

Not just form | Free Trial

www.facebook.com/PJHarnessRacing



RISE Digital, Harness Racing Australia nor the provider accepts any responsibility for the completeness or accuracy of any of the information contained herein, and makes no representations about its suitability for any particular purpose. Users should make their own judgements about those matters and/or seek independent advice. You assume all risks associated with use of data provided on this page

Tamworth Race 2 Distance 1980m

Tuesday, 13 January 2026

Gross Time: 2:26.30

MileRate: 1:58.90

LeadTime: 26.60s

First Qtr: 30.00s

Second Qtr: 29.80s

Third Qtr: 29.40s


Fourth Qtr: 30.50s

DATA TABLE: 800 / 400 Posi's are position from leader and (how wide the horse was at that position)

NoHorse	Plc	Mar	800 Posi	400 Posi	Time	3rd Qtr	4th Qt
2 HEAVENLY SONG	1	0.0m	4.2m (0)	4.0m (0)	2:26.30	29.39s	30.20s
1 AGENT CALLAN	2	1.4m	0.0m (0)	0.0m (0)	2:26.41	29.40s	30.61s
6 MAJOR JAROD	3	10.5m	12.8m (0)	11.4m (0)	2:27.14	29.30s	30.43s
7 SUPERBON	4	19.9m	15.6m (1)	15.6m (2)	2:27.89	29.39s	30.83s
5 SAINT KARAMARA	5	25.0m	8.8m (0)	7.8m (1)	2:28.30	29.30s	31.80s
8 RIPPIN GOOD FEELIN	6	27.2m	10.8m (1)	9.4m (3)	2:28.47	29.27s	31.85s
4 SEVEN RIPPIN ACES	7	29.0m	2.6m (1)	3.0m (1)	2:28.61	29.39s	32.47s
3 KATASTROPHEE	8	34.4m	6.6m (1)	9.4m (2)	2:29.05	29.57s	32.40s


Finish Position and metres gained

First Arrow shows distance gain/loss from 2nd Qtr to 3rd Qtr,
Second Arrow shows distance gain/loss from 3rd Qtr to Finish
Blue arrow indicates best gain in these quarters.



800

Visual positions in race at 2nd Quarter



400

Visual positions in race at 3rd Quarter



Powered by



Harness Analyser

Sectional Analysis Software

Not just form | Free Trial

www.facebook.com/PJHarnessRacing



RISE Digital, Harness Racing Australia nor the provider accepts any responsibility for the completeness or accuracy of any of the information contained herein, and makes no representations about its suitability for any particular purpose. Users should make their own judgements about those matters and/or seek independent advice. You assume all risks associated with use of data provided on this page

Tamworth Race 3 Distance 1609m

Tuesday, 13 January 2026


Gross Time: 1:58.00 MileRate: 1:58.00 LeadTime: 0.00s First Qtr: 27.60s Second Qtr: 29.10s Third Qtr: 29.60s Fourth Qtr: 31.70s

DATA TABLE: 800 / 400 Posi's are position from leader and (how wide the horse was at that position)

No	Horse	Plc	Mar	800 Posi	400 Posi	Time	3rd Qtr	4th Qt
3	ANNIE CROCKER	1	0.0m	4.8m (1)	2.2m (2)	1:58.00	29.41s	31.53s
2	WHISKEY ROYALE	2	1.4m	4.0m (0)	3.8m (0)	1:58.12	29.59s	31.51s
7	DOUBLE THE HUNTER	3	2.0m	22.4m (1)	18.6m (2)	1:58.17	29.35s	30.39s
5	BRAVE BONDI	4	3.9m	0.8m (1)	0.8m (1)	1:58.32	29.59s	31.94s
4	ROSIE POLLEN	5	4.7m	0.0m (0)	0.0m (0)	1:58.39	29.59s	32.07s
6	THOMAS ROYAL	6	4.7m	13.4m (1)	13.0m (1)	1:58.39	29.59s	31.05s
1	JACKYS MARIA	7	5.9m	13.8m (0)	12.8m (0)	1:58.49	29.54s	31.16s
9	RAINBOW JET	8	8.4m	18.0m (1)	18.8m (1)	1:58.70	29.69s	30.88s
10	REDS GOOD TO GO	9	10.4m	22.4m (0)	18.8m (0)	1:58.86	29.35s	31.04s
8	ROCKET BOY	10	14.0m	8.8m (1)	7.2m (1)	1:59.16	29.46s	32.24s

Finish Position and metres gained

First Arrow shows distance gain/loss from 2nd Qtr to 3rd Qtr,
Second Arrow shows distance gain/loss from 3rd Qtr to Finish
Blue arrow indicates best gain in these quarters.



800

Visual positions in race at 2nd Quarter



400

Visual positions in race at 3rd Quarter



Powered by
PJ Harness Analyser

Sectional Analysis Software
Not just form | Free Trial

www.facebook.com/PJHarnessRacing



RISE Digital, Harness Racing Australia nor the provider accepts any responsibility for the completeness or accuracy of any of the information contained herein, and makes no representations about its suitability for any particular purpose. Users should make their own judgements about those matters and/or seek independent advice. You assume all risks associated with use of data provided on this page

Tamworth Race 4 Distance 1980m

Tuesday, 13 January 2026


Gross Time: 2:28.80 MileRate: 2:01.00 LeadTime: 26.70s First Qtr: 31.40s Second Qtr: 31.50s Third Qtr: 29.50s Fourth Qtr: 29.70s

DATA TABLE: 800 / 400 Posi's are position from leader and (how wide the horse was at that position)

No	Horse	Plc	Mar	800 Posi	400 Posi	Time	3rd Qtr	4th Qt
3	TASMANS DELIGHT	1	0.0m	0.0m (0)	0.0m (0)	2:28.80	29.50s	29.70s
8	OTIS RISING	2	1.9m	10.6m (1)	7.4m (2)	2:28.95	29.27s	29.29s
1	BELLRIVERGIRL	3	2.5m	4.0m (0)	4.0m (0)	2:28.99	29.50s	29.59s
5	HEAVENLY TURBO	4	6.4m	14.8m (1)	13.2m (1)	2:29.30	29.38s	29.20s
7	TINTINS TREASURE	5	10.3m	8.4m (0)	8.2m (0)	2:29.60	29.48s	29.86s
2	SPARKLING SUE	6	10.6m	6.4m (1)	6.8m (1)	2:29.63	29.53s	29.98s
6	OUTBACK QUEENIE	7	18.0m	12.6m (0)	13.2m (0)	2:30.20	29.54s	30.05s
4	BARRYS BROTHER	8	63.2m	2.4m (1)	2.6m (1)	2:33.72	29.50s	34.17s

Finish Position and metres gained

First Arrow shows distance gain/loss from 2nd Qtr to 3rd Qtr,
Second Arrow shows distance gain/loss from 3rd Qtr to Finish
Blue arrow indicates best gain in these quarters.



800

Visual positions in race at 2nd Quarter



400

Visual positions in race at 3rd Quarter



Powered by



Harness Analyser

Sectional Analysis Software

Not just form | Free Trial

www.facebook.com/PJHarnessRacing



RISE Digital, Harness Racing Australia nor the provider accepts any responsibility for the completeness or accuracy of any of the information contained herein, and makes no representations about its suitability for any particular purpose. Users should make their own judgements about those matters and/or seek independent advice. You assume all risks associated with use of data provided on this page

Tamworth Race 5 Distance 1980m

Tuesday, 13 January 2026

Gross Time: 2:26.00 MileRate: 1:58.60 LeadTime: 25.30s First Qtr: 30.50s Second Qtr: 29.50s Third Qtr: 29.40s Fourth Qtr: 31.30s

DATA TABLE: 800 / 400 Posi's are position from leader and (how wide the horse was at that position)

NoHorse	Plc	Mar	800 Posi	400 Posi	Time	3rd Qtr	4th Qt
4 BETTORS MOON	1	0.0m	4.8m (0)	4.2m (1)	2:26.00	29.36s	30.97s
10 METALLICA MAN	2	1.7m	0.0m (1)	0.0m (1)	2:26.14	29.40s	31.43s
8 FAST TRACKER	3	2.1m	17.6m (0)	16.2m (1)	2:26.17	29.33s	30.20s
7 ULTIMATE CRUZA	4	2.8m	13.4m (0)	11.4m (0)	2:26.23	29.27s	30.63s
5 LUVBITE	5	4.6m	0.8m (0)	1.0m (0)	2:26.38	29.41s	31.58s
3 HELL OF A HAND	6	4.6m	17.2m (1)	19.4m (0)	2:26.38	29.60s	30.15s
1 COTE DAZUR	7	6.0m	9.4m (0)	7.4m (0)	2:26.49	29.25s	31.19s
11 ASHLEYS BLUE CHIP	8	8.3m	13.2m (1)	17.0m (2)	2:26.68	29.71s	30.62s
2 CUT GLASS	9	13.2m	9.4m (1)	12.8m (2)	2:27.08	29.66s	31.33s
6 ROUGE BLING	10	15.1m	5.2m (1)	10.0m (1)	2:27.24	29.75s	31.70s

Finish Position and metres gained

First Arrow shows distance gain/loss from 2nd Qtr to 3rd Qtr,
Second Arrow shows distance gain/loss from 3rd Qtr to Finish
Blue arrow indicates best gain in these quarters.



800

Visual positions in race at 2nd Quarter



400

Visual positions in race at 3rd Quarter



Powered by



Harness Analyser

Sectional Analysis Software

Not just form | Free Trial

www.facebook.com/PJHarnessRacing



RISE Digital, Harness Racing Australia nor the provider accepts any responsibility for the completeness or accuracy of any of the information contained herein, and makes no representations about its suitability for any particular purpose. Users should make their own judgements about those matters and/or seek independent advice. You assume all risks associated with use of data provided on this page

Tamworth Race 6 Distance 1980m

Tuesday, 13 January 2026


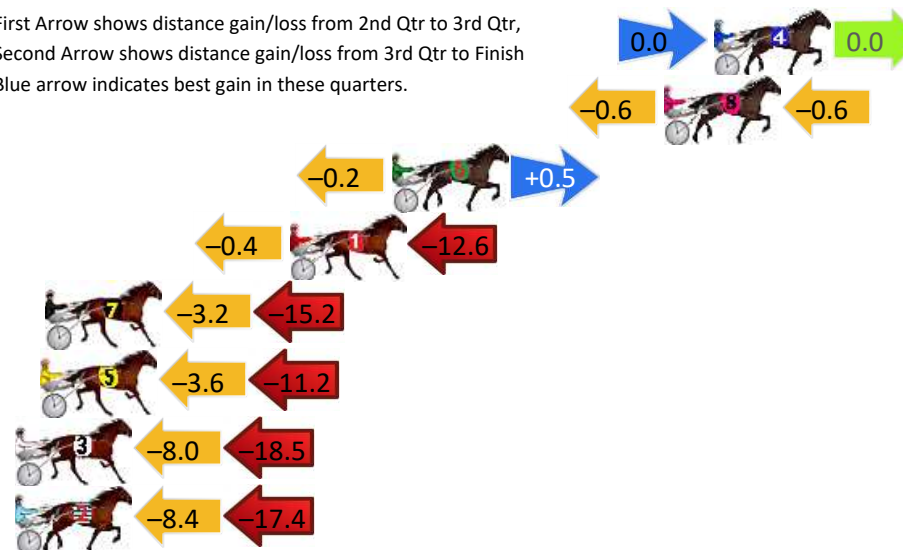
Gross Time: 2:26.70 MileRate: 1:59.20 LeadTime: 26.40s First Qtr: 30.50s Second Qtr: 30.00s Third Qtr: 29.50s Fourth Qtr: 30.30s

DATA TABLE: 800 / 400 Posi's are position from leader and (how wide the horse was at that position)

NoHorse	Plc	Mar	800 Posi	400 Posi	Time	3rd Qtr	4th Qt
4 VERY NEEDED	1	0.0m	0.0m (0)	0.0m (0)	2:26.70	29.50s	30.30s
8 MAKE MINE BETTOR	2	2.0m	0.8m (1)	1.4m (1)	2:26.86	29.54s	30.35s
6 CORAL CAYS	3	12.9m	13.2m (1)	13.4m (2)	2:27.72	29.52s	30.26s
1 BENJIMAGEE	4	17.0m	4.0m (0)	4.4m (0)	2:28.05	29.52s	31.25s
7 SPOOKY ART	5	26.8m	8.4m (0)	11.6m (0)	2:28.83	29.72s	31.44s
5 SPECIALIZE LOU	6	27.0m	12.2m (0)	15.8m (0)	2:28.84	29.76s	31.14s
3 ELLIE RIPPIN	7	31.7m	5.2m (1)	13.2m (1)	2:29.21	30.08s	31.69s
2 ROCK AROUND	8	35.0m	9.2m (1)	17.6m (1)	2:29.48	30.11s	31.61s

Finish Position and metres gained

First Arrow shows distance gain/loss from 2nd Qtr to 3rd Qtr, Second Arrow shows distance gain/loss from 3rd Qtr to Finish
Blue arrow indicates best gain in these quarters.



800

Visual positions in race at 2nd Quarter



400

Visual positions in race at 3rd Quarter



Powered by



Harness Analyser

Sectional Analysis Software

Not just form | Free Trial

www.facebook.com/PJHarnessRacing



RISE Digital, Harness Racing Australia nor the provider accepts any responsibility for the completeness or accuracy of any of the information contained herein, and makes no representations about its suitability for any particular purpose. Users should make their own judgements about those matters and/or seek independent advice. You assume all risks associated with use of data provided on this page

Tamworth Race 7 Distance 1609m

Tuesday, 13 January 2026

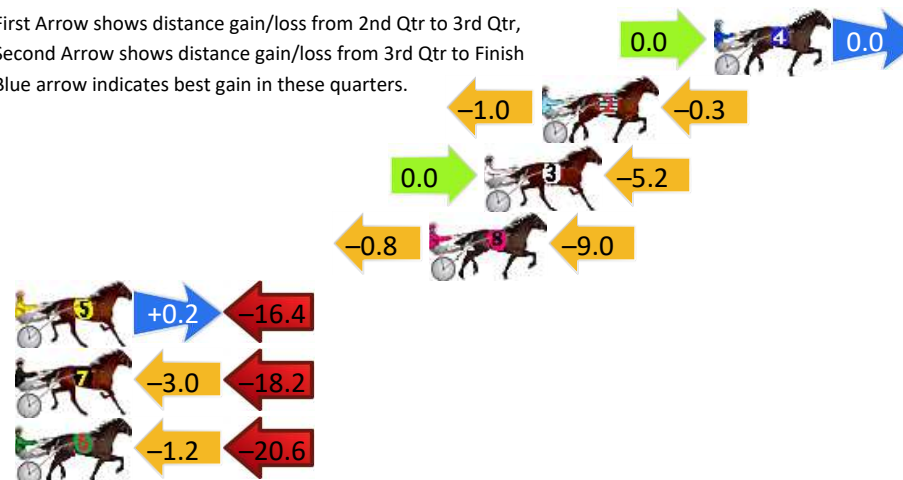
Gross Time: 1:59.30 MileRate: 1:59.30 LeadTime: 0.00s First Qtr: 29.00s Second Qtr: 29.90s Third Qtr: 30.10s Fourth Qtr: 30.40s

DATA TABLE: 800 / 400 Posi's are position from leader and (how wide the horse was at that position)

NoHorse	Plc	Mar	800 Posi	400 Posi	Time	3rd Qtr	4th Qt
4 TRUTHBETOLD	1	0.0m	0.0m (0)	0.0m (0)	1:59.30	30.10s	30.40s
2 TRY CATCHING ME	2	6.9m	5.6m (1)	6.6m (1)	1:59.85	30.18s	30.42s
3 SPELL CHECK	3	9.2m	4.0m (0)	4.0m (0)	2:00.03	30.10s	30.79s
8 BULL SHARK	4	11.4m	1.6m (1)	2.4m (1)	2:00.21	30.16s	31.08s
5 WHAT AGAIN SHANNON	5	29.0m	12.8m (1)	12.6m (1)	2:01.61	30.08s	31.64s
7 RIPPIN AN TWISTIN	6	29.8m	8.6m (0)	11.6m (0)	2:01.67	30.32s	31.78s
6 SENTIMENTAL VALUE	7	36.8m	15.0m (0)	16.2m (0)	2:02.23	30.18s	31.96s


Finish Position and metres gained

First Arrow shows distance gain/loss from 2nd Qtr to 3rd Qtr,
Second Arrow shows distance gain/loss from 3rd Qtr to Finish
Blue arrow indicates best gain in these quarters.



800

Visual positions in race at 2nd Quarter



400

Visual positions in race at 3rd Quarter



Powered by



Harness Analyser

Sectional Analysis Software

Not just form | Free Trial

www.facebook.com/PJHarnessRacing



RISE Digital, Harness Racing Australia nor the provider accepts any responsibility for the completeness or accuracy of any of the information contained herein, and makes no representations about its suitability for any particular purpose. Users should make their own judgements about those matters and/or seek independent advice. You assume all risks associated with use of data provided on this page