

Bathurst Race 1 Distance 1730m

Wednesday, 14 January 2026

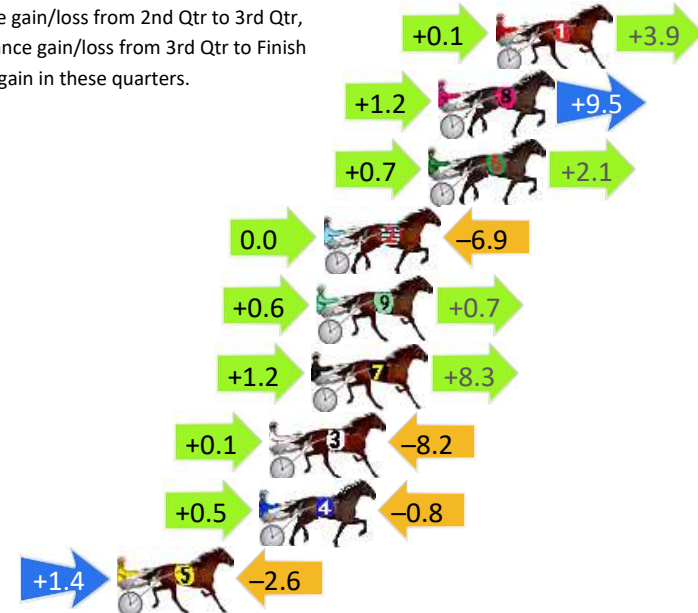
Gross Time: 2:04.00 MileRate: 1:55.40 LeadTime: 8.20s First Qtr: 28.20s Second Qtr: 30.30s Third Qtr: 28.50s Fourth Qtr: 28.80s

DATA TABLE: 800 / 400 Posi's are position from leader and (how wide the horse was at that position)

No	Horse	Plc	Mar	800 Posi	400 Posi	Time	3rd Qtr	4th Qt
1	HOPPALONGPOG	1	0.0m	4.0m (0)	3.9m (0)	2:04.00	28.50s	28.52s
8	THE ROGUE I AM	2	2.3m	13.0m (0)	11.8m (0)	2:04.17	28.42s	28.13s
6	SHEVCHENKO	3	2.7m	5.5m (1)	4.8m (1)	2:04.20	28.45s	28.66s
2	OUR DANCE MONKEY	4	6.9m	0.0m (0)	0.0m (0)	2:04.52	28.50s	29.32s
9	TERRYRAMA	5	7.2m	8.5m (0)	7.9m (0)	2:04.54	28.46s	28.78s
7	DUN SPRUIKIN	6	7.4m	16.9m (0)	15.7m (0)	2:04.56	28.42s	28.24s
3	SEVEN TEE TWO	7	9.1m	1.0m (1)	0.9m (1)	2:04.69	28.49s	29.43s
4	MAJOR ALLEGIANCE	8	9.5m	9.2m (1)	8.7m (1)	2:04.72	28.47s	28.90s
5	SCRUFFY	9	15.2m	14.0m (1)	12.6m (1)	2:05.15	28.41s	29.05s

Finish Position and metres gained

First Arrow shows distance gain/loss from 2nd Qtr to 3rd Qtr,
Second Arrow shows distance gain/loss from 3rd Qtr to Finish
Blue arrow indicates best gain in these quarters.



800

Visual positions in race at 2nd Quarter



400

Visual positions in race at 3rd Quarter



Powered by



Harness Analyser

Sectional Analysis Software

Not just form | Free Trial

www.facebook.com/PJHarnessRacing



RISE Digital, Harness Racing Australia nor the provider accepts any responsibility for the completeness or accuracy of any of the information contained herein, and makes no representations about its suitability for any particular purpose. Users should make their own judgements about those matters and/or seek independent advice. You assume all risks associated with use of data provided on this page

Bathurst Race 2 Distance 1730m

Wednesday, 14 January 2026


Gross Time: 2:05.80 MileRate: 1:57.00 LeadTime: 8.00s First Qtr: 29.70s Second Qtr: 31.60s Third Qtr: 29.00s Fourth Qtr: 27.50s

DATA TABLE: 800 / 400 Posi's are position from leader and (how wide the horse was at that position)

NoHorse	Plc	Mar	800 Posi	400 Posi	Time	3rd Qtr	4th Qt
4 BOHEMIAN BRAWLER	1	0.0m	0.0m (0)	0.0m (0)	2:05.80	29.00s	27.50s
2 ABSOLUTE WEAPON	2	0.1m	5.0m (0)	4.6m (0)	2:05.81	28.96s	27.19s
1 CLASSIC ARC	3	11.8m	9.2m (0)	9.4m (0)	2:06.65	29.00s	27.69s
9 GET UP BETTY	4	17.2m	13.3m (0)	13.7m (0)	2:07.04	29.00s	27.78s
10 KING BOBBIE	5	20.0m	11.5m (1)	13.1m (2)	2:07.25	29.09s	28.03s
5 NEVERTOOLATE	6	30.6m	2.1m (1)	5.1m (1)	2:08.01	29.21s	29.35s
8 FIFTY THREE STARS	7	33.6m	20.4m (1)	21.7m (2)	2:08.23	29.05s	28.41s
3 BETTOR BRILLIANCE	8	36.5m	16.0m (1)	17.4m (2)	2:08.44	29.07s	28.92s
7 FAKE MINT	9	40.0m	17.8m (0)	18.8m (0)	2:08.69	29.04s	29.07s
6 RISE ABOVE ALL	10	62.0m	6.5m (1)	9.1m (2)	2:10.29	29.17s	31.35s


Finish Position and metres gained

First Arrow shows distance gain/loss from 2nd Qtr to 3rd Qtr, Second Arrow shows distance gain/loss from 3rd Qtr to Finish
Blue arrow indicates best gain in these quarters.



800

Visual positions in race at 2nd Quarter



400

Visual positions in race at 3rd Quarter



Powered by



Harness Analyser

Sectional Analysis Software

Not just form | Free Trial

www.facebook.com/PJHarnessRacing



RISE Digital, Harness Racing Australia nor the provider accepts any responsibility for the completeness or accuracy of any of the information contained herein, and makes no representations about its suitability for any particular purpose. Users should make their own judgements about those matters and/or seek independent advice. You assume all risks associated with use of data provided on this page

Bathurst Race 3 Distance 1730m

Wednesday, 14 January 2026

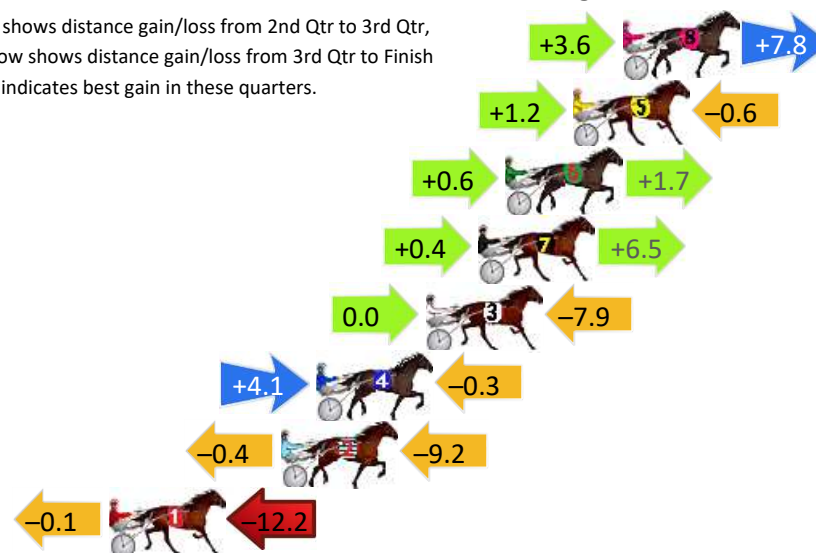
Gross Time: 2:06.20 MileRate: 1:57.40 LeadTime: 8.00s First Qtr: 28.60s Second Qtr: 31.80s Third Qtr: 29.20s Fourth Qtr: 28.60s

DATA TABLE: 800 / 400 Posi's are position from leader and (how wide the horse was at that position)

NoHorse	Plc	Mar	800 Posi	400 Posi	Time	3rd Qtr	4th Qt
8 MULLUM AXEL	1	0.0m	11.4m (1)	7.8m (2)	2:06.20	28.93s	28.04s
5 THEYCALLMEBRUCE	2	2.0m	2.6m (1)	1.4m (1)	2:06.35	29.11s	28.65s
6 HALL CASH	3	4.7m	7.0m (1)	6.4m (1)	2:06.55	29.15s	28.49s
7 CARBAGANOOSH	4	5.8m	12.7m (0)	12.3m (0)	2:06.64	29.16s	28.16s
3 WINDY HILL WHISKEY	5	7.9m	0.0m (0)	0.0m (0)	2:06.79	29.20s	29.19s
4 HOOKED ON WINNING	6	12.3m	16.1m (1)	12.0m (1)	2:07.12	28.89s	28.66s
2 ULTIMATE COOKIE	7	13.7m	4.1m (0)	4.5m (0)	2:07.23	29.22s	29.31s
1 TIGER LOLA	8	20.6m	8.3m (0)	8.4m (0)	2:07.75	29.20s	29.55s

Finish Position and metres gained

First Arrow shows distance gain/loss from 2nd Qtr to 3rd Qtr,
Second Arrow shows distance gain/loss from 3rd Qtr to Finish
Blue arrow indicates best gain in these quarters.



800

Visual positions in race at 2nd Quarter



400

Visual positions in race at 3rd Quarter



Powered by



Harness Analyser

Sectional Analysis Software

Not just form | Free Trial

www.facebook.com/PJHarnessRacing



RISE Digital, Harness Racing Australia nor the provider accepts any responsibility for the completeness or accuracy of any of the information contained herein, and makes no representations about its suitability for any particular purpose. Users should make their own judgements about those matters and/or seek independent advice. You assume all risks associated with use of data provided on this page

Bathurst Race 4 Distance 1730m

Wednesday, 14 January 2026


Gross Time: 2:06.00 MileRate: 1:57.20 LeadTime: 8.10s First Qtr: 29.80s Second Qtr: 30.10s Third Qtr: 29.20s Fourth Qtr: 28.80s

DATA TABLE: 800 / 400 Posi's are position from leader and (how wide the horse was at that position)

No	Horse	Plc	Mar	800 Posi	400 Posi	Time	3rd Qtr	4th Qt
4	DEAR DARLING	1	0.0m	4.4m (0)	5.3m (0)	2:06.00	29.26s	28.42s
7	TIME TO TORQUE	2	2.2m	0.0m (0)	0.8m (0)	2:06.17	29.26s	28.91s
2	FESTINALENTE	3	6.0m	8.8m (0)	9.2m (0)	2:06.45	29.22s	28.59s
10	TULHURST TIMMY	4	9.2m	15.0m (1)	0.0m (1)	2:06.70	28.11s	29.50s
1	MITTYS THREE ACES	5	12.4m	13.2m (0)	15.8m (0)	2:06.94	29.38s	28.60s
5	FUNDA	6	14.8m	19.2m (1)	11.9m (2)	2:07.12	28.67s	29.06s
3	HALL MOST AN ANGEL	7	14.9m	10.9m (1)	11.7m (1)	2:07.13	29.25s	29.09s
6	LOVE WATCH	8	15.9m	24.1m (1)	19.2m (2)	2:07.20	28.83s	28.62s
9	JEWEL MISTRESS	9	16.1m	17.1m (0)	15.5m (1)	2:07.22	29.08s	28.90s
8	ALWAYS LIGHTNING	10	18.7m	6.5m (1)	7.8m (1)	2:07.41	29.29s	29.65s

Finish Position and metres gained

First Arrow shows distance gain/loss from 2nd Qtr to 3rd Qtr,
Second Arrow shows distance gain/loss from 3rd Qtr to Finish
Blue arrow indicates best gain in these quarters.



800

Visual positions in race at 2nd Quarter



400

Visual positions in race at 3rd Quarter



Powered by



Harness Analyser

Sectional Analysis Software

Not just form | Free Trial

www.facebook.com/PJHarnessRacing



RISE Digital, Harness Racing Australia nor the provider accepts any responsibility for the completeness or accuracy of any of the information contained herein, and makes no representations about its suitability for any particular purpose. Users should make their own judgements about those matters and/or seek independent advice. You assume all risks associated with use of data provided on this page

Bathurst Race 5 Distance 1730m

Wednesday, 14 January 2026


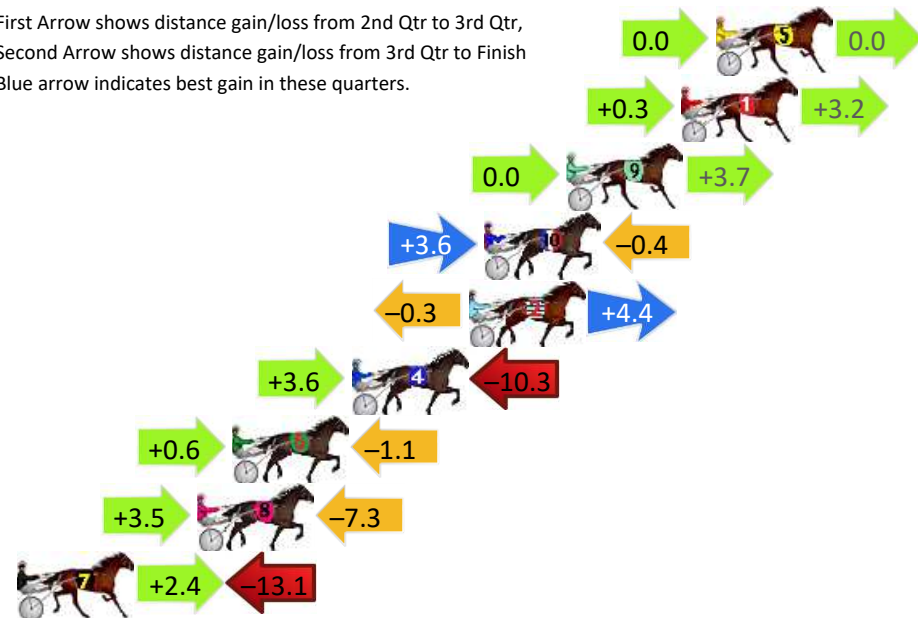
Gross Time: 2:03.70 MileRate: 1:55.10 LeadTime: 8.00s First Qtr: 29.70s Second Qtr: 29.80s Third Qtr: 28.10s Fourth Qtr: 28.10s

DATA TABLE: 800 / 400 Posi's are position from leader and (how wide the horse was at that position)

No	Horse	Plc	Mar	800 Posi	400 Posi	Time	3rd Qtr	4th Qt
5	TAPAGANOOSH	1	0.0m	0.0m (0)	0.0m (0)	2:03.70	28.10s	28.10s
1	SHAZADELE	2	1.4m	4.9m (0)	4.6m (0)	2:03.80	28.08s	27.88s
9	FLASH AZARAT	3	6.0m	9.7m (0)	9.7m (0)	2:04.14	28.10s	27.86s
10	NOSAER	4	9.3m	12.5m (1)	8.9m (1)	2:04.39	27.85s	28.17s
2	WHYIMAN	5	9.9m	14.0m (0)	14.3m (0)	2:04.43	28.12s	27.83s
4	GRAYSON RED	6	14.6m	7.9m (1)	4.3m (1)	2:04.78	27.85s	28.88s
6	POSH FELLA	7	19.4m	18.9m (0)	18.3m (0)	2:05.13	28.06s	28.25s
8	BETTORS HOPE	8	20.8m	17.0m (1)	13.5m (1)	2:05.24	27.85s	28.70s
7	ERIC THE KICKER	9	32.3m	21.6m (1)	19.2m (1)	2:06.09	27.93s	29.15s

Finish Position and metres gained

First Arrow shows distance gain/loss from 2nd Qtr to 3rd Qtr,
Second Arrow shows distance gain/loss from 3rd Qtr to Finish
Blue arrow indicates best gain in these quarters.



800

Visual positions in race at 2nd Quarter



400

Visual positions in race at 3rd Quarter



Powered by



Harness Analyser

Sectional Analysis Software

Not just form | Free Trial

www.facebook.com/PJHarnessRacing



RISE Digital, Harness Racing Australia nor the provider accepts any responsibility for the completeness or accuracy of any of the information contained herein, and makes no representations about its suitability for any particular purpose. Users should make their own judgements about those matters and/or seek independent advice. You assume all risks associated with use of data provided on this page

Bathurst Race 6 Distance 1730m

Wednesday, 14 January 2026



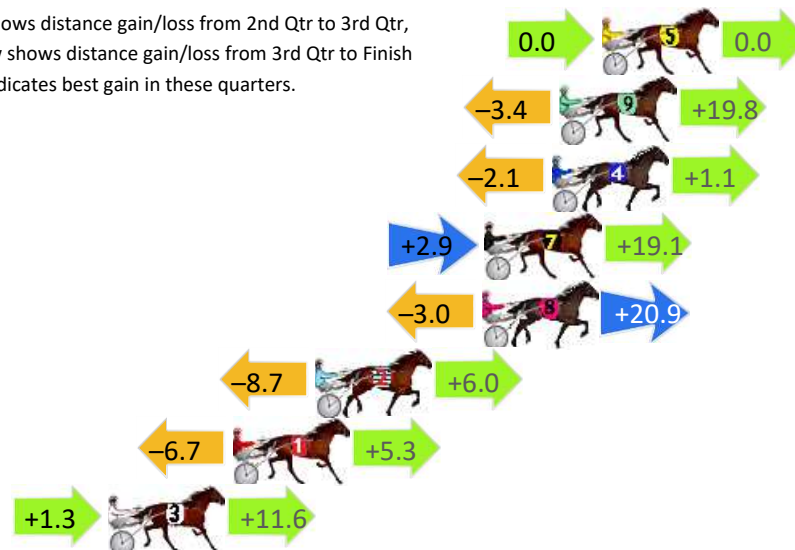
Gross Time: 2:06.90 MileRate: 1:58.10 LeadTime: 8.10s First Qtr: 30.20s Second Qtr: 31.70s Third Qtr: 27.60s Fourth Qtr: 29.30s

DATA TABLE: 800 / 400 Posi's are position from leader and (how wide the horse was at that position)

NoHorse	Plc	Mar	800 Posi	400 Posi	Time	3rd Qtr	4th Qt
5 BEANCOUNTER	1	0.0m	0.0m (0)	0.0m (0)	2:06.90	27.60s	29.30s
9 LUCKY PUNT	2	1.7m	18.1m (0)	21.5m (0)	2:07.03	27.88s	27.91s
4 CHELSEAS GIRL	3	2.0m	1.0m (1)	3.1m (1)	2:07.05	27.75s	29.23s
7 ETERNAL GOLD	4	4.7m	26.7m (1)	23.8m (2)	2:07.26	27.45s	27.98s
8 ALWAYSBMYPONY	5	4.8m	22.7m (0)	25.7m (1)	2:07.27	27.86s	27.85s
2 SUNSET JAY JAY	6	11.5m	8.8m (0)	17.5m (0)	2:07.78	28.24s	28.94s
1 THE HANDSOME ONE	7	14.8m	13.4m (0)	20.1m (1)	2:08.04	28.10s	29.02s
3 SPARKLA	8	19.8m	32.7m (0)	31.4m (1)	2:08.42	27.58s	28.60s

Finish Position and metres gained

First Arrow shows distance gain/loss from 2nd Qtr to 3rd Qtr,
Second Arrow shows distance gain/loss from 3rd Qtr to Finish
Blue arrow indicates best gain in these quarters.



Bathurst Race 7 Distance 1730m

Wednesday, 14 January 2026

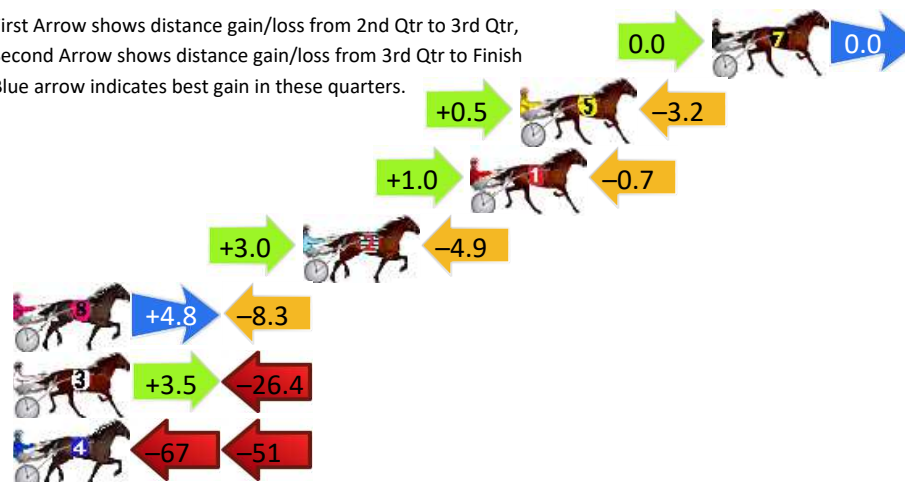
Gross Time: 2:05.70 MileRate: 1:56.90 LeadTime: 8.00s First Qtr: 28.60s Second Qtr: 31.90s Third Qtr: 28.90s Fourth Qtr: 28.30s

DATA TABLE: 800 / 400 Posi's are position from leader and (how wide the horse was at that position)

No	Horse	Plc	Mar	800 Posi	400 Posi	Time	3rd Qtr	4th Qt
7	FEDAHL	1	0.0m	0.0m (0)	0.0m (0)	2:05.70	28.90s	28.30s
5	STRANGER EFFECT	2	7.7m	5.0m (0)	4.5m (0)	2:06.27	28.86s	28.55s
1	SATELLITE ART	3	9.7m	10.0m (0)	9.0m (0)	2:06.42	28.82s	28.38s
2	WHO IS ALAN	4	16.4m	14.5m (0)	11.5m (1)	2:06.92	28.68s	28.70s
8	ROSANNA SHANNON	5	29.1m	25.6m (0)	20.8m (0)	2:07.86	28.54s	28.98s
3	MCROCKIN	6	42.7m	19.8m (0)	16.3m (0)	2:08.87	28.64s	30.31s
4	I SEE A PINNACLE	7	149.5m	31.7m (0)	98.5m (0)	2:16.82	33.62s	32.42s

Finish Position and metres gained

First Arrow shows distance gain/loss from 2nd Qtr to 3rd Qtr,
Second Arrow shows distance gain/loss from 3rd Qtr to Finish
Blue arrow indicates best gain in these quarters.



800

Visual positions in race at 2nd Quarter



400

Visual positions in race at 3rd Quarter



Bathurst Race 8 Distance 1730m

Wednesday, 14 January 2026

Gross Time: 2:08.70 MileRate: 1:59.70 LeadTime: 8.90s First Qtr: 28.40s Second Qtr: 32.00s Third Qtr: 29.20s Fourth Qtr: 30.20s

DATA TABLE: 800 / 400 Posi's are position from leader and (how wide the horse was at that position)

No	Horse	Plc	Mar	800 Posi	400 Posi	Time	3rd Qtr	4th Qt
4	SMOKING SHANNON	1	0.0m	0.0m (1)	0.0m (1)	2:08.70	29.20s	30.20s
3	WEE BIT BETTOR	2	3.1m	0.1m (0)	4.3m (0)	2:08.95	29.51s	30.13s
6	BOOMER SHANNON	3	5.6m	9.9m (1)	10.3m (1)	2:09.14	29.24s	29.88s
5	BABLING BABLING	4	6.8m	5.5m (1)	4.9m (1)	2:09.24	29.16s	30.38s
8	CHASIN YOU	5	9.0m	17.2m (0)	24.4m (1)	2:09.41	29.75s	29.11s
9	THE HEATS ON LEXY	6	11.9m	8.4m (0)	13.8m (2)	2:09.64	29.61s	30.12s
7	MISS HALLIE	7	31.4m	12.5m (0)	19.0m (1)	2:11.18	29.69s	31.28s
1	WARRAWEE JACK	8	38.2m	4.6m (0)	20.3m (0)	2:11.72	30.37s	31.72s
10	LUCKY IN AMERICA	9	56.1m	14.9m (1)	17.6m (2)	2:13.14	29.42s	33.34s
2	MAJOR JEWEL	10	221.1m	134.0m (0)	146.0m (0)	2:26.18	30.25s	36.90s

Finish Position and metres gained

First Arrow shows distance gain/loss from 2nd Qtr to 3rd Qtr,
Second Arrow shows distance gain/loss from 3rd Qtr to Finish
Blue arrow indicates best gain in these quarters.

