

Newcastle Race 1 Distance 2030m

Thursday, 15 January 2026



Gross Time: 2:27.60 MileRate: 1:57.00 LeadTime: 28.90s First Qtr: 31.30s Second Qtr: 29.50s Third Qtr: 29.10s Fourth Qtr: 28.80s

DATA TABLE: 800 / 400 Posi's are position from leader and (how wide the horse was at that position)

NoHorse	Plc	Mar	800 Posi	400 Posi	Time	3rd Qtr	4th Qt
7 BETTATHANMOZARELLA	1	0.0m	15.6m (1)	13.4m (2)	2:27.60	28.94s	27.84s
5 ROCKNROLL CLARRY	2	6.9m	7.8m (1)	9.2m (1)	2:28.12	29.20s	28.64s
3 TRIED AND TRUSTED	3	15.6m	4.0m (0)	4.6m (0)	2:28.78	29.15s	29.59s
8 SZWANEN	4	17.1m	21.4m (0)	18.8m (1)	2:28.89	28.91s	28.68s
4 NEED FOUR SPEED	5	17.6m	0.0m (0)	0.0m (0)	2:28.93	29.11s	30.06s
1 HOWITIS	6	18.2m	8.0m (0)	8.6m (0)	2:28.98	29.15s	29.49s
6 WHENS LUNCH	7	18.8m	4.0m (1)	4.8m (1)	2:29.02	29.16s	29.80s
9 GOODTIME MIKI	8	19.8m	11.8m (0)	12.6m (0)	2:29.10	29.16s	29.32s
10 ROCKNROLL RAMBO	9	25.1m	11.6m (1)	13.2m (1)	2:29.50	29.22s	29.65s
2 SCATTERSHOT	10	32.5m	16.0m (0)	17.2m (0)	2:30.06	29.19s	29.90s

Finish Position and metres gained

First Arrow shows distance gain/loss from 2nd Qtr to 3rd Qtr, Second Arrow shows distance gain/loss from 3rd Qtr to Finish
Blue arrow indicates best gain in these quarters.



800

Visual positions in race at 2nd Quarter



400

Visual positions in race at 3rd Quarter

Newcastle Race 2 Distance 2030m

Thursday, 15 January 2026

Gross Time: 2:26.90

MileRate: 1:56.50

LeadTime: 29.10s

First Qtr: 29.60s

Second Qtr: 29.80s

Third Qtr: 29.80s


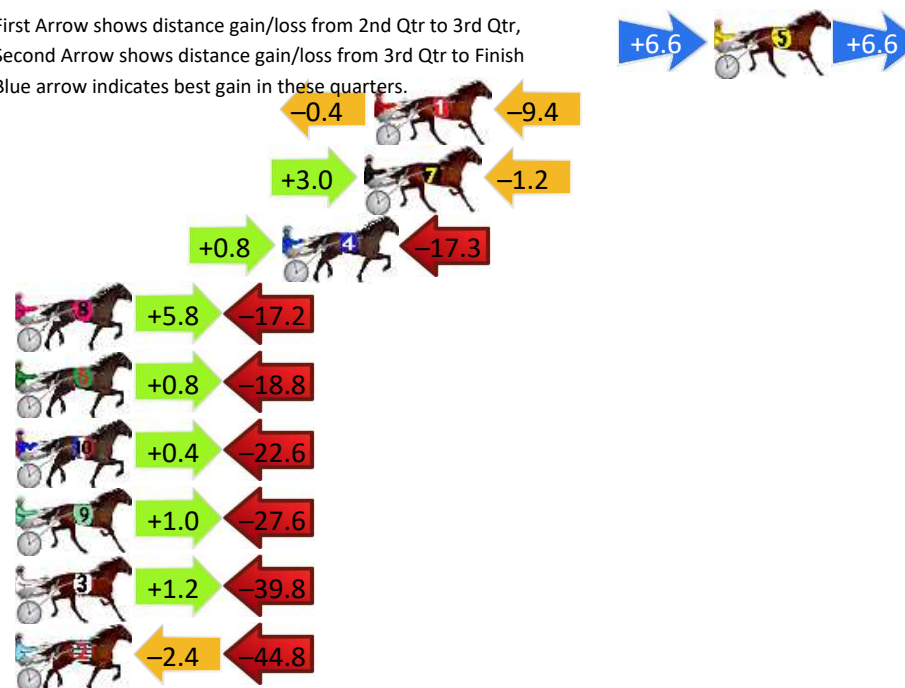
Fourth Qtr: 28.60s

DATA TABLE: 800 / 400 Posi's are position from leader and (how wide the horse was at that position)

NoHorse	Plc	Mar	800 Posi	400 Posi	Time	3rd Qtr	4th Qt
5 SWEET ROCKY	1	0.0m	13.2m (1)	6.6m (3)	2:26.90	29.31s	28.13s
1 DOUBLE SAID	2	13.6m	3.8m (0)	4.2m (1)	2:27.92	29.84s	29.27s
7 RIPSTONE SNORTER	3	14.0m	15.8m (0)	12.8m (1)	2:27.95	29.58s	28.69s
4 ULTIMATE RHAPSODY	4	17.3m	0.8m (1)	0.0m (1)	2:28.20	29.77s	29.83s
8 RAINBOWSEND	5	28.8m	17.4m (1)	11.6m (2)	2:29.06	29.40s	29.82s
6 DE LA RENTA	6	29.8m	11.8m (0)	11.0m (0)	2:29.14	29.77s	29.94s
10 FLEUR BELLA	7	31.4m	9.2m (1)	8.8m (1)	2:29.26	29.80s	30.21s
9 EIFFEL FROM HEAVEN	8	34.4m	7.8m (0)	6.8m (0)	2:29.48	29.77s	30.56s
3 LOUIE DADA	9	43.4m	4.8m (1)	3.6m (2)	2:30.16	29.77s	31.43s
2 LOUIGI	10	47.2m	0.0m (0)	2.4m (0)	2:30.44	30.04s	31.79s

Finish Position and metres gained

First Arrow shows distance gain/loss from 2nd Qtr to 3rd Qtr, Second Arrow shows distance gain/loss from 3rd Qtr to Finish
Blue arrow indicates best gain in these quarters.



800

Visual positions in race at 2nd Quarter



400

Visual positions in race at 3rd Quarter



Powered by



Harness Analyser

Sectional Analysis Software

Not just form | Free Trial

www.facebook.com/PJHarnessRacing



RISE Digital, Harness Racing Australia nor the provider accepts any responsibility for the completeness or accuracy of any of the information contained herein, and makes no representations about its suitability for any particular purpose. Users should make their own judgements about those matters and/or seek independent advice. You assume all risks associated with use of data provided on this page

Newcastle Race 3 Distance 2030m

Thursday, 15 January 2026

Gross Time: 2:26.30

MileRate: 1:56.00

LeadTime: 28.90s

First Qtr: 30.60s

Second Qtr: 29.00s

Third Qtr: 28.60s


Fourth Qtr: 29.20s

DATA TABLE: 800 / 400 Posi's are position from leader and (how wide the horse was at that position)

No	Horse	Plc	Mar	800 Posi	400 Posi	Time	3rd Qtr	4th Qt
10	NIFTY STUDLEIGH	1	0.0m	0.0m (0)	0.0m (0)	2:26.30	28.60s	29.20s
4	BE GOOD BENNY	2	1.5m	4.6m (0)	5.0m (0)	2:26.41	28.63s	28.95s
9	ULTIMATE TROUBLE	3	8.2m	21.6m (1)	12.6m (2)	2:26.93	27.96s	28.88s
7	KATLAS DREAM	4	10.9m	3.8m (1)	2.8m (1)	2:27.13	28.52s	29.79s
1	BRING YOUR BEST	5	11.8m	13.0m (0)	14.0m (0)	2:27.20	28.67s	29.04s
8	BREXITT	6	20.9m	8.8m (0)	10.0m (0)	2:27.90	28.68s	29.99s
5	HIDDEN DELIGHT	7	24.2m	12.8m (1)	18.4m (1)	2:28.15	29.00s	29.62s
2	JUNIOR WARFARE	8	34.0m	8.6m (1)	13.8m (1)	2:28.90	28.96s	30.67s
6	WALLAROY BOY	9	36.9m	16.6m (1)	21.6m (2)	2:29.13	28.95s	30.31s
3	ROCKNROLL TONY	10	37.2m	19.6m (0)	20.0m (0)	2:29.15	28.62s	30.45s

Finish Position and metres gained

First Arrow shows distance gain/loss from 2nd Qtr to 3rd Qtr,
Second Arrow shows distance gain/loss from 3rd Qtr to Finish
Blue arrow indicates best gain in these quarters.



800

Visual positions in race at 2nd Quarter



400

Visual positions in race at 3rd Quarter



Powered by



Harness Analyser

Sectional Analysis Software

Not just form | Free Trial

www.facebook.com/PJHarnessRacing



RISE Digital, Harness Racing Australia nor the provider accepts any responsibility for the completeness or accuracy of any of the information contained herein, and makes no representations about its suitability for any particular purpose. Users should make their own judgements about those matters and/or seek independent advice. You assume all risks associated with use of data provided on this page

Newcastle Race 4 Distance 1609m

Thursday, 15 January 2026




Gross Time: 1:56.10 MileRate: 1:56.10 LeadTime: 0.00s First Qtr: 28.00s Second Qtr: 30.40s Third Qtr: 29.00s Fourth Qtr: 28.70s

DATA TABLE: 800 / 400 Posi's are position from leader and (how wide the horse was at that position)

No	Horse	Plc	Mar	800 Posi	400 Posi	Time	3rd Qtr	4th Qt
9	TWO TICKS	1	0.0m	8.4m (0)	9.2m (0)	1:56.10	29.05s	28.04s
4	SHALAMAR MISS	2	1.9m	4.2m (0)	4.6m (1)	1:56.24	29.03s	28.51s
3	BARRYS ROSE	3	2.4m	11.4m (1)	9.6m (1)	1:56.28	28.87s	28.19s
7	ESPERANZA	4	7.6m	3.2m (1)	0.0m (1)	1:56.67	28.77s	29.24s
8	GIRLSGOTCURLS	5	7.8m	20.6m (1)	9.8m (2)	1:56.69	28.22s	28.56s
6	PIXIEBELLE	6	10.1m	15.4m (1)	14.6m (1)	1:56.86	28.94s	28.38s
5	A LITTLE DILEMMA	7	13.3m	7.0m (1)	5.0m (2)	1:57.10	28.86s	29.29s
1	MERSADIES	8	43.4m	0.0m (0)	2.4m (0)	1:59.37	29.19s	31.63s
2	GO TESS GO	9	103.2m	40.0m (0)	60.0m (0)	2:03.88	30.45s	31.78s

Finish Position and metres gained

First Arrow shows distance gain/loss from 2nd Qtr to 3rd Qtr,
Second Arrow shows distance gain/loss from 3rd Qtr to Finish
Blue arrow indicates best gain in these quarters.



Newcastle Race 5 Distance 1609m

Thursday, 15 January 2026

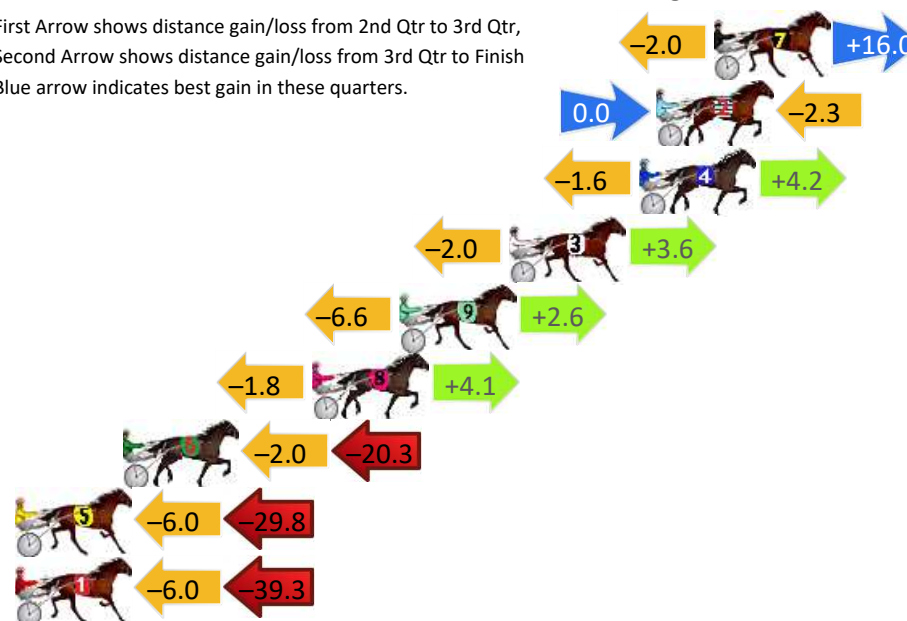
Gross Time: 1:54.20 MileRate: 1:54.20 LeadTime: 0.00s First Qtr: 28.40s Second Qtr: 29.70s Third Qtr: 28.10s Fourth Qtr: 28.10s

DATA TABLE: 800 / 400 Posi's are position from leader and (how wide the horse was at that position)

NoHorse	Plc	Mar	800 Posi	400 Posi	Time	3rd Qtr	4th Qt
7 OBADIAH DRAGON	1	0.0m	14.0m (1)	16.0m (2)	1:54.20	28.24s	26.98s
2 OHWHATIWOULDGI VE	2	2.3m	0.0m (0)	0.0m (0)	1:54.37	28.10s	28.26s
4 DONTLETFEARSTOPY A	3	3.0m	5.6m (1)	7.2m (1)	1:54.42	28.21s	27.81s
3 ONETANGI GIRL	4	8.2m	9.8m (1)	11.8m (1)	1:54.81	28.24s	27.85s
9 OPEN THE GATES	5	12.6m	8.6m (0)	15.2m (0)	1:55.13	28.56s	27.92s
8 SILENT FEARS	6	16.1m	18.4m (1)	20.2m (2)	1:55.39	28.23s	27.81s
6 CHLOBRO	7	23.7m	1.4m (1)	3.4m (1)	1:55.95	28.24s	29.52s
5 NEON TIGER	8	48.6m	12.8m (0)	18.8m (0)	1:57.79	28.52s	30.18s
1 OUTMAZING	9	49.9m	4.6m (0)	10.6m (0)	1:57.89	28.52s	30.85s

Finish Position and metres gained

First Arrow shows distance gain/loss from 2nd Qtr to 3rd Qtr,
Second Arrow shows distance gain/loss from 3rd Qtr to Finish
Blue arrow indicates best gain in these quarters.



800

Visual positions in race at 2nd Quarter



400

Visual positions in race at 3rd Quarter



Powered by



Harness Analyser

Sectional Analysis Software

Not just form | Free Trial

www.facebook.com/PJHarnessRacing



RISE Digital, Harness Racing Australia nor the provider accepts any responsibility for the completeness or accuracy of any of the information contained herein, and makes no representations about its suitability for any particular purpose. Users should make their own judgements about those matters and/or seek independent advice. You assume all risks associated with use of data provided on this page

Newcastle Race 6 Distance 2030m

Thursday, 15 January 2026

Gross Time: 2:26.50

MileRate: 1:56.10

LeadTime: 28.70s

First Qtr: 31.30s

Second Qtr: 29.60s

Third Qtr: 28.30s


Fourth Qtr: 28.60s

DATA TABLE: 800 / 400 Posi's are position from leader and (how wide the horse was at that position)

No	Horse	Plc	Mar	800 Posi	400 Posi	Time	3rd Qtr	4th Qt
7	JOANS RISING STAR	1	0.0m	0.0m (0)	0.0m (0)	2:26.50	28.30s	28.60s
5	FAY IRENE	2	0.1m	4.0m (0)	4.0m (0)	2:26.51	28.30s	28.32s
4	MAJOR MICKEY	3	7.1m	8.0m (0)	8.2m (0)	2:27.03	28.31s	28.52s
10	THE CID	4	7.6m	10.8m (1)	11.6m (1)	2:27.07	28.36s	28.32s
3	MCCRIKEY	5	8.4m	6.6m (1)	7.4m (1)	2:27.13	28.36s	28.67s
1	ROYAL GAMBLE	6	11.7m	12.4m (0)	12.8m (0)	2:27.38	28.33s	28.52s
9	OUR IDEAL DREAM	7	12.7m	16.2m (0)	16.8m (0)	2:27.45	28.34s	28.31s
2	ROCKTAGONAL	8	13.0m	2.6m (1)	3.0m (1)	2:27.48	28.32s	29.31s
6	MISTER POVERTY	9	13.4m	20.4m (0)	21.2m (0)	2:27.51	28.36s	28.05s
8	ALWAYS PROMISE ME	10	15.9m	15.2m (1)	15.6m (1)	2:27.69	28.33s	28.62s

Finish Position and metres gained

First Arrow shows distance gain/loss from 2nd Qtr to 3rd Qtr,
Second Arrow shows distance gain/loss from 3rd Qtr to Finish
Blue arrow indicates best gain in these quarters.



800

Visual positions in race at 2nd Quarter



400

Visual positions in race at 3rd Quarter



Powered by



Harness Analyser

Sectional Analysis Software

Not just form | Free Trial

www.facebook.com/PJHarnessRacing



RISE Digital, Harness Racing Australia nor the provider accepts any responsibility for the completeness or accuracy of any of the information contained herein, and makes no representations about its suitability for any particular purpose. Users should make their own judgements about those matters and/or seek independent advice. You assume all risks associated with use of data provided on this page

Newcastle Race 7 Distance 1609m

Thursday, 15 January 2026

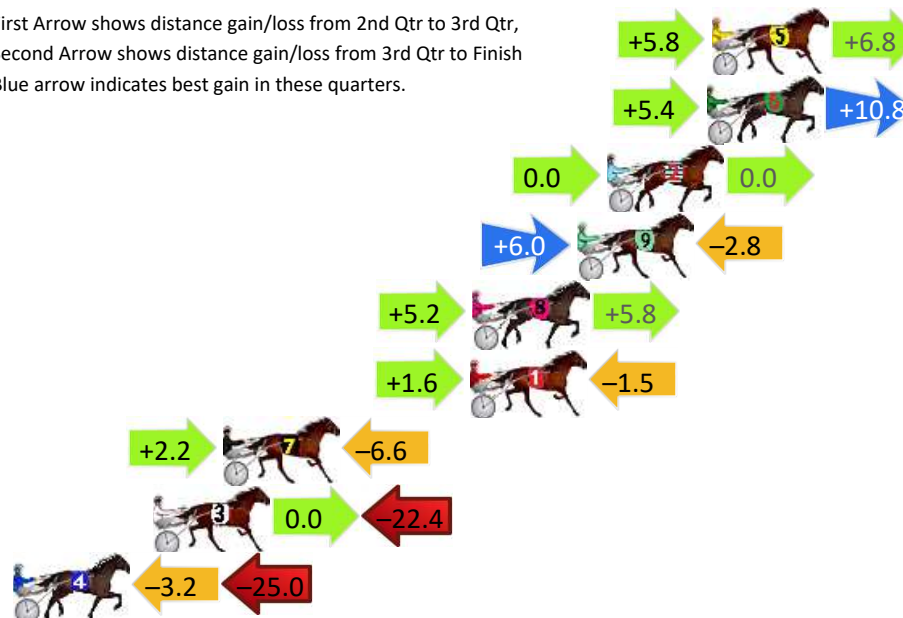
Gross Time: 1:55.10 MileRate: 1:55.10 LeadTime: 0.00s First Qtr: 27.40s Second Qtr: 29.00s Third Qtr: 29.30s Fourth Qtr: 29.40s

DATA TABLE: 800 / 400 Posi's are position from leader and (how wide the horse was at that position)

No	Horse	Plc	Mar	800 Posi	400 Posi	Time	3rd Qtr	4th Qt
5	GOODTIME BRAVO	1	0.0m	12.6m (1)	6.8m (2)	1:55.10	28.88s	28.90s
6	YESNOMAYBESO	2	0.2m	16.4m (1)	11.0m (2)	1:55.12	28.91s	28.61s
2	CHEDDAR VALLEY	3	4.2m	4.2m (0)	4.2m (0)	1:55.42	29.30s	29.40s
9	LIMOUSINE CHEEKY	4	5.4m	8.6m (1)	2.6m (1)	1:55.52	28.86s	29.60s
8	THREEBUSHES OF AOTS	5	9.6m	20.6m (1)	15.4m (1)	1:55.84	28.92s	28.98s
1	SWEETLY SPOKEN	6	9.7m	9.8m (0)	8.2m (0)	1:55.85	29.18s	29.51s
7	SYLVIA KAY	7	19.6m	15.2m (0)	13.0m (0)	1:56.61	29.14s	29.88s
3	ELOUISA DALE	8	22.4m	0.0m (0)	0.0m (0)	1:56.83	29.30s	31.04s
4	CAPTAIN DORIAN	9	32.8m	4.6m (1)	7.8m (1)	1:57.63	29.53s	31.23s

Finish Position and metres gained

First Arrow shows distance gain/loss from 2nd Qtr to 3rd Qtr,
Second Arrow shows distance gain/loss from 3rd Qtr to Finish
Blue arrow indicates best gain in these quarters.



800

Visual positions in race at 2nd Quarter



400

Visual positions in race at 3rd Quarter



Powered by



Harness Analyser

Sectional Analysis Software

Not just form | Free Trial

www.facebook.com/PJHarnessRacing



RISE Digital, Harness Racing Australia nor the provider accepts any responsibility for the completeness or accuracy of any of the information contained herein, and makes no representations about its suitability for any particular purpose. Users should make their own judgements about those matters and/or seek independent advice. You assume all risks associated with use of data provided on this page

Newcastle Race 8 Distance 1609m

Thursday, 15 January 2026

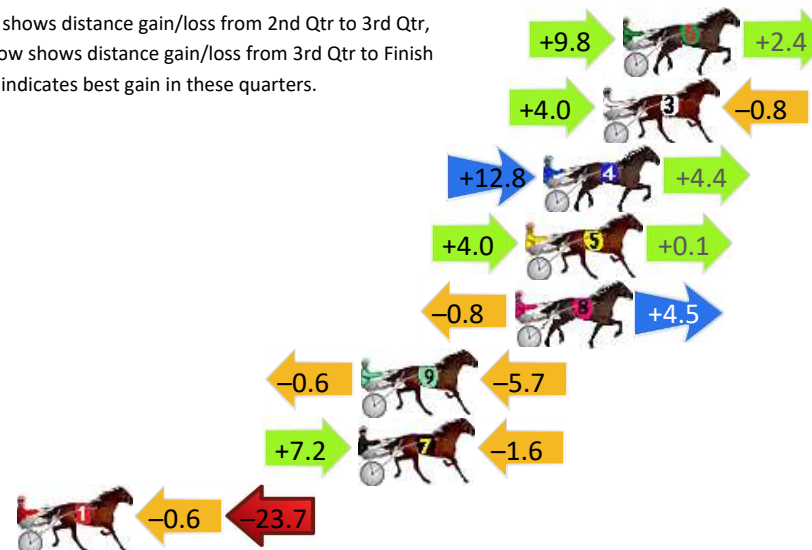
Gross Time: 1:53.80 MileRate: 1:53.80 LeadTime: 0.00s First Qtr: 27.00s Second Qtr: 29.60s Third Qtr: 29.10s Fourth Qtr: 28.10s

DATA TABLE: 800 / 400 Posi's are position from leader and (how wide the horse was at that position)

No	Horse	Plc	Mar	800 Posi	400 Posi	Time	3rd Qtr	4th Qt
6	APPLIED	1	0.0m	12.2m (1)	2.4m (2)	1:53.80	28.40s	27.93s
3	MR TEDDY	2	0.8m	4.0m (1)	0.0m (1)	1:53.86	28.82s	28.16s
4	COOL NIGHT	3	3.2m	20.4m (1)	7.6m (2)	1:54.04	28.18s	27.79s
5	HAY THERE JOE	4	3.9m	8.0m (1)	4.0m (1)	1:54.09	28.82s	28.09s
8	SAINT CRUSADER	5	4.3m	8.0m (0)	8.8m (0)	1:54.12	29.15s	27.79s
9	LACEYS LAD	6	10.5m	4.2m (0)	4.8m (0)	1:54.58	29.15s	28.50s
7	ITZMINEONTHELINE	7	10.6m	16.2m (1)	9.0m (1)	1:54.58	28.59s	28.21s
1	BAD HABITS	8	24.3m	0.0m (0)	0.6m (0)	1:55.59	29.17s	29.76s

Finish Position and metres gained

First Arrow shows distance gain/loss from 2nd Qtr to 3rd Qtr,
Second Arrow shows distance gain/loss from 3rd Qtr to Finish
Blue arrow indicates best gain in these quarters.



800

Visual positions in race at 2nd Quarter



400

Visual positions in race at 3rd Quarter



Powered by



Harness Analyser

Sectional Analysis Software

Not just form | Free Trial

www.facebook.com/PJHarnessRacing



RISE Digital, Harness Racing Australia nor the provider accepts any responsibility for the completeness or accuracy of any of the information contained herein, and makes no representations about its suitability for any particular purpose. Users should make their own judgements about those matters and/or seek independent advice. You assume all risks associated with use of data provided on this page