

Penrith Race 1 Distance 1720m

Thursday, 15 January 2026


Gross Time: 2:05.60 MileRate: 1:57.50 LeadTime: 7.60s First Qtr: 30.00s Second Qtr: 31.00s Third Qtr: 28.90s Fourth Qtr: 28.10s

DATA TABLE: 800 / 400 Posi's are position from leader and (how wide the horse was at that position)

No	Horse	Plc	Mar	800 Posi	400 Posi	Time	3rd Qtr	4th Qt
4	TIL HEAVENS ROCKN	1	0.0m	0.0m (0)	0.0m (0)	2:05.60	28.90s	28.10s
5	RIO DE JANEIRO BLUE	2	9.7m	2.2m (1)	2.4m (1)	2:06.32	28.92s	28.61s
3	LOCKITINEDDY	3	11.1m	3.8m (0)	4.0m (0)	2:06.42	28.92s	28.60s
9	HOT CRUISE CONTROL	4	16.1m	14.6m (1)	15.4m (2)	2:06.79	28.96s	28.15s
7	SHARK DANCER	5	21.0m	12.0m (0)	15.8m (0)	2:07.15	29.17s	28.46s
1	OLLIE ONE SHOT	6	22.3m	8.0m (0)	10.2m (0)	2:07.25	29.07s	28.95s
8	DESIDERIO	7	26.8m	6.2m (1)	7.8m (1)	2:07.58	29.03s	29.43s
2	PELIGROSO	8	27.3m	10.6m (1)	12.2m (1)	2:07.62	29.03s	29.15s
6	THE BEST OF YOU	9	27.7m	18.8m (1)	18.2m (1)	2:07.65	28.87s	28.76s

Finish Position and metres gained

First Arrow shows distance gain/loss from 2nd Qtr to 3rd Qtr,
Second Arrow shows distance gain/loss from 3rd Qtr to Finish
Blue arrow indicates best gain in these quarters.



800

Visual positions in race at 2nd Quarter



400

Visual positions in race at 3rd Quarter



Powered by



Harness Analyser

Sectional Analysis Software

Not just form | Free Trial

www.facebook.com/PJHarnessRacing



RISE Digital, Harness Racing Australia nor the provider accepts any responsibility for the completeness or accuracy of any of the information contained herein, and makes no representations about its suitability for any particular purpose. Users should make their own judgements about those matters and/or seek independent advice. You assume all risks associated with use of data provided on this page

Penrith Race 2 Distance 1720m

Thursday, 15 January 2026


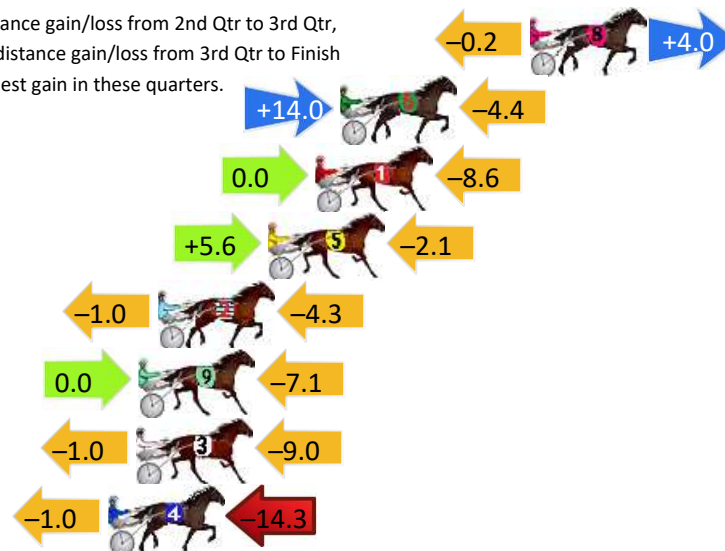
Gross Time: 2:02.90 MileRate: 1:55.00 LeadTime: 7.60s First Qtr: 28.60s Second Qtr: 29.90s Third Qtr: 28.80s Fourth Qtr: 28.00s

DATA TABLE: 800 / 400 Posi's are position from leader and (how wide the horse was at that position)

NoHorse	Plc	Mar	800 Posi	400 Posi	Time	3rd Qtr	4th Qt
8 GIVE ME A MINUTE	1	0.0m	3.8m (0)	4.0m (0)	2:02.90	28.81s	27.72s
6 LENNETH	2	7.6m	17.2m (2)	3.2m (2)	2:03.46	27.82s	28.31s
1 PALATINO	3	8.6m	0.0m (0)	0.0m (0)	2:03.53	28.81s	28.60s
5 GIMME A REASON	4	10.5m	14.0m (1)	8.4m (2)	2:03.67	28.41s	28.15s
2 CHARLIES ACE	5	14.9m	9.6m (1)	10.6m (1)	2:04.00	28.87s	28.30s
9 JOHN MCLEAN	6	15.7m	8.6m (0)	8.6m (0)	2:04.06	28.81s	28.49s
3 CAPTAIN BLOOD	7	15.8m	5.8m (1)	6.8m (1)	2:04.06	28.88s	28.63s
4 PORT AU PRINCE	8	16.9m	1.6m (1)	2.6m (1)	2:04.14	28.88s	29.00s

Finish Position and metres gained

First Arrow shows distance gain/loss from 2nd Qtr to 3rd Qtr,
Second Arrow shows distance gain/loss from 3rd Qtr to Finish
Blue arrow indicates best gain in these quarters.



800

Visual positions in race at 2nd Quarter



400

Visual positions in race at 3rd Quarter

Penrith Race 3 Distance 1720m

Thursday, 15 January 2026


Gross Time: 2:03.90 MileRate: 1:55.90 LeadTime: 7.50s First Qtr: 27.50s Second Qtr: 29.90s Third Qtr: 28.70s Fourth Qtr: 30.30s

DATA TABLE: 800 / 400 Posi's are position from leader and (how wide the horse was at that position)

NoHorse	Plc	Mar	800 Posi	400 Posi	Time	3rd Qtr	4th Qt
5 MIZZZ ADELE	1	0.0m	12.2m (1)	10.6m (3)	2:03.90	28.60s	29.50s
4 FLO RYDA	2	0.1m	4.0m (1)	3.2m (2)	2:03.91	28.65s	30.07s
6 WHEREISHE	3	4.1m	0.0m (1)	0.0m (1)	2:04.23	28.69s	30.61s
9 LYNN SANITY	4	7.4m	19.4m (0)	17.8m (0)	2:04.49	28.60s	29.52s
8 CROWN MOJO	5	8.4m	8.0m (1)	6.0m (3)	2:04.57	28.55s	30.48s
2 REIGN MAKER	6	8.4m	5.2m (0)	5.2m (0)	2:04.57	28.69s	30.54s
3 MADAZALWAYS	7	12.4m	0.6m (0)	1.4m (0)	2:04.88	28.74s	31.13s
7 BETTOR BE LUCKY	8	13.6m	14.4m (0)	14.2m (1)	2:04.98	28.69s	30.25s
1 MINI MINE YET	9	30.4m	9.8m (0)	12.6m (0)	2:06.31	28.87s	31.64s

Finish Position and metres gained

First Arrow shows distance gain/loss from 2nd Qtr to 3rd Qtr,
Second Arrow shows distance gain/loss from 3rd Qtr to Finish
Blue arrow indicates best gain in these quarters.



800

Visual positions in race at 2nd Quarter



400

Visual positions in race at 3rd Quarter



Powered by



Harness Analyser

Sectional Analysis Software

Not just form | Free Trial

www.facebook.com/PJHarnessRacing



RISE Digital, Harness Racing Australia nor the provider accepts any responsibility for the completeness or accuracy of any of the information contained herein, and makes no representations about its suitability for any particular purpose. Users should make their own judgements about those matters and/or seek independent advice. You assume all risks associated with use of data provided on this page

Penrith Race 4 Distance 2125m

Thursday, 15 January 2026

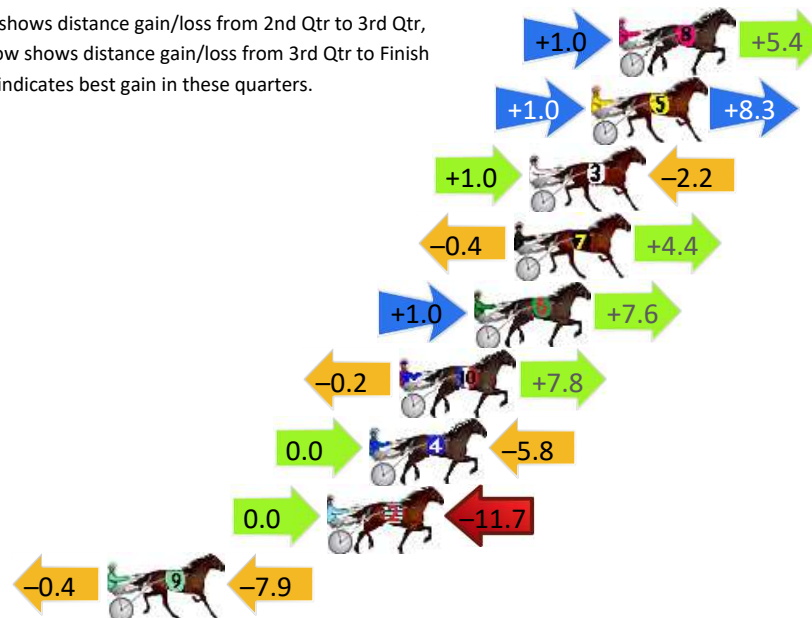
Gross Time: 2:36.80 MileRate: 1:58.70 LeadTime: 38.40s First Qtr: 30.30s Second Qtr: 30.00s Third Qtr: 28.90s Fourth Qtr: 29.20s

DATA TABLE: 800 / 400 Posi's are position from leader and (how wide the horse was at that position)

NoHorse	Plc	Mar	800 Posi	400 Posi	Time	3rd Qtr	4th Qt
8 MAID OF MONEY	1	0.0m	6.4m (1)	5.4m (1)	2:36.80	28.83s	28.81s
5 ADMIRABLE	2	1.1m	10.4m (1)	9.4m (1)	2:36.88	28.83s	28.60s
3 RAYS REDEMPTION	3	3.6m	2.4m (1)	1.4m (1)	2:37.08	28.83s	29.36s
7 ROCKNROLL GIG	4	4.2m	8.2m (0)	8.6m (0)	2:37.12	28.93s	28.88s
6 NOTHINGBUTWAVES	5	5.8m	14.4m (1)	13.4m (1)	2:37.24	28.83s	28.65s
10 STORMTIDE	6	8.8m	16.4m (0)	16.6m (0)	2:37.47	28.92s	28.63s
4 OURTREACHEROUS REIGN	7	10.0m	4.2m (0)	4.2m (0)	2:37.57	28.90s	29.62s
2 THE POSTMASTER	8	11.7m	0.0m (0)	0.0m (0)	2:37.70	28.90s	30.05s
9 CONSTANTINA	9	20.5m	12.2m (0)	12.6m (0)	2:38.37	28.93s	29.77s

Finish Position and metres gained

First Arrow shows distance gain/loss from 2nd Qtr to 3rd Qtr,
Second Arrow shows distance gain/loss from 3rd Qtr to Finish
Blue arrow indicates best gain in these quarters.



800

Visual positions in race at 2nd Quarter



400

Visual positions in race at 3rd Quarter



Powered by



Harness Analyser

Sectional Analysis Software

Not just form | Free Trial

www.facebook.com/PJHarnessRacing



RISE Digital, Harness Racing Australia nor the provider accepts any responsibility for the completeness or accuracy of any of the information contained herein, and makes no representations about its suitability for any particular purpose. Users should make their own judgements about those matters and/or seek independent advice. You assume all risks associated with use of data provided on this page

Penrith Race 5 Distance 1720m

Thursday, 15 January 2026


Gross Time: 2:04.00 MileRate: 1:56.00 LeadTime: 7.30s First Qtr: 29.90s Second Qtr: 29.80s Third Qtr: 28.60s Fourth Qtr: 28.40s

DATA TABLE: 800 / 400 Posi's are position from leader and (how wide the horse was at that position)

No	Horse	Plc	Mar	800 Posi	400 Posi	Time	3rd Qtr	4th Qt
3	THE GREEK GENERAL	1	0.0m	0.0m (0)	0.0m (0)	2:04.00	28.60s	28.40s
10	ROYAL DIVISION	2	3.2m	2.4m (1)	2.2m (1)	2:04.24	28.59s	28.47s
1	PLAYA BLANCA	3	3.8m	4.0m (0)	4.0m (0)	2:04.28	28.60s	28.39s
9	IDEAL MARQUESS	4	5.3m	18.6m (1)	11.2m (3)	2:04.40	28.07s	27.98s
5	THE METAL FLYER	5	7.0m	12.2m (0)	13.0m (0)	2:04.52	28.66s	27.98s
7	KING TIGER	6	8.2m	8.2m (0)	8.6m (0)	2:04.61	28.63s	28.37s
4	OUR UNCLE JIM	7	8.6m	6.6m (1)	7.6m (1)	2:04.64	28.67s	28.47s
6	MAURLEN BOY	8	11.2m	16.6m (2)	7.8m (2)	2:04.84	27.98s	28.64s
2	WHATABOYJACK	9	12.2m	10.6m (1)	11.6m (2)	2:04.91	28.67s	28.44s
8	FIFTEEN ACES	10	16.3m	14.6m (1)	16.6m (2)	2:05.22	28.74s	28.38s

Finish Position and metres gained

First Arrow shows distance gain/loss from 2nd Qtr to 3rd Qtr,
Second Arrow shows distance gain/loss from 3rd Qtr to Finish
Blue arrow indicates best gain in these quarters.



800

Visual positions in race at 2nd Quarter



400

Visual positions in race at 3rd Quarter



Powered by



Harness Analyser

Sectional Analysis Software

Not just form | Free Trial

www.facebook.com/PJHarnessRacing






RISE Digital, Harness Racing Australia nor the provider accepts any responsibility for the completeness or accuracy of any of the information contained herein, and makes no representations about its suitability for any particular purpose. Users should make their own judgements about those matters and/or seek independent advice. You assume all risks associated with use of data provided on this page

Thursday, 15 January 2026

Fourth Qtr: 28.30s

No	Horse	Plc	Mar	800 Posi	400 Posi	Time	3rd Qtr	4th Qt
9	BLAZING HIGH	1	0.0m	0.0m (0)	0.0m (0)	2:05.80	29.20s	28.30s
7	MICKEYS RUN	2	10.5m	11.4m (1)	12.2m (1)	2:06.58	29.26s	28.18s
5	THATS WICKED	3	12.9m	15.8m (1)	17.2m (1)	2:06.76	29.30s	28.00s
8	BELLAMYS BLAST	4	17.9m	7.2m (1)	7.8m (1)	2:07.13	29.25s	29.01s
6	MIRA DOMINA	5	17.9m	3.0m (1)	2.4m (1)	2:07.13	29.17s	29.39s
1	HIWAYTHREENINENI NE	6	23.3m	12.2m (0)	14.8m (0)	2:07.53	29.40s	28.90s
2	STANNUM	7	23.8m	4.2m (0)	4.8m (0)	2:07.57	29.26s	29.64s
3	TARAS TEMPTATION	8	131.1m	8.4m (0)	11.6m (0)	2:15.55	29.56s	36.71s
4	TARAESS	9	258.8m	170.0m (0)	210.0m (0)	2:25.04	32.11s	31.73s

First Arrow shows distance gain/loss from 2nd Qtr to 3rd Qtr,
Second Arrow shows distance gain/loss from 3rd Qtr to Finish
Blue arrow indicates best gain in these quarters.



Penrith Race 7 Distance 1720m

Thursday, 15 January 2026

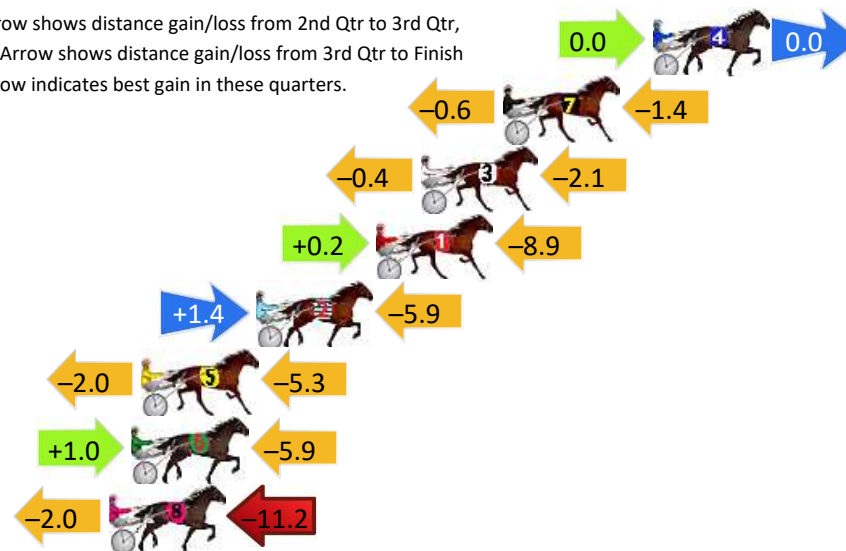
Gross Time: 2:05.80 MileRate: 1:57.70 LeadTime: 7.80s First Qtr: 30.70s Second Qtr: 29.50s Third Qtr: 28.70s Fourth Qtr: 29.10s

DATA TABLE: 800 / 400 Posi's are position from leader and (how wide the horse was at that position)

NoHorse	Plc	Mar	800 Posi	400 Posi	Time	3rd Qtr	4th Qt
4 SWEET SWEET TOOTH	1	0.0m	0.0m (0)	0.0m (0)	2:05.80	28.70s	29.10s
7 ROSES ARE BEST	2	6.0m	4.0m (0)	4.6m (0)	2:06.26	28.74s	29.20s
3 IMA SHINKANSEN	3	9.3m	6.8m (1)	7.2m (1)	2:06.51	28.73s	29.25s
1 EBBONY STORM	4	11.1m	2.4m (1)	2.2m (1)	2:06.65	28.68s	29.74s
2 JILLIBY TOMCAT	5	15.9m	11.4m (1)	10.0m (2)	2:07.01	28.60s	29.53s
5 MY FRIEND MOLLY	6	20.5m	13.2m (0)	15.2m (0)	2:07.37	28.84s	29.48s
6 TARA JIM	7	20.9m	16.0m (1)	15.0m (1)	2:07.40	28.63s	29.53s
8 PETES ONA MISSION	8	21.8m	8.6m (0)	10.6m (0)	2:07.46	28.84s	29.91s

Finish Position and metres gained

First Arrow shows distance gain/loss from 2nd Qtr to 3rd Qtr,
Second Arrow shows distance gain/loss from 3rd Qtr to Finish
Blue arrow indicates best gain in these quarters.



800

Visual positions in race at 2nd Quarter



400

Visual positions in race at 3rd Quarter



Powered by



Harness Analyser

Sectional Analysis Software

Not just form | Free Trial

www.facebook.com/PJHarnessRacing



RISE Digital, Harness Racing Australia nor the provider accepts any responsibility for the completeness or accuracy of any of the information contained herein, and makes no representations about its suitability for any particular purpose. Users should make their own judgements about those matters and/or seek independent advice. You assume all risks associated with use of data provided on this page

Penrith Race 8 Distance 1720m

Thursday, 15 January 2026

Gross Time: 2:04.40 MileRate: 1:56.40 LeadTime: 7.30s First Qtr: 29.00s Second Qtr: 30.00s Third Qtr: 29.40s Fourth Qtr: 28.70s

DATA TABLE: 800 / 400 Posi's are position from leader and (how wide the horse was at that position)

No	Horse	Plc	Mar	800 Posi	400 Posi	Time	3rd Qtr	4th Qt
3	IDEAL REDEMPTION	1	0.0m	0.0m (0)	0.0m (0)	2:04.40	29.40s	28.70s
2	KINGSTON RAINBOW	2	8.1m	4.2m (0)	4.4m (0)	2:05.01	29.42s	28.96s
8	LOOKIN GOOD MARGIE	3	11.7m	10.2m (1)	9.2m (2)	2:05.28	29.33s	28.88s
4	DANCING WITH MY EX	4	14.0m	2.2m (1)	1.4m (1)	2:05.45	29.35s	29.60s
5	FORESIGHT	5	15.2m	6.2m (1)	5.4m (2)	2:05.55	29.35s	29.40s
7	KING COREY	6	18.7m	8.4m (0)	8.6m (0)	2:05.81	29.42s	29.42s
9	PLAY SOUTHERNLAND	7	18.9m	12.6m (0)	13.0m (0)	2:05.82	29.43s	29.12s
6	ROGERVALERIO LOMBO	8	23.8m	14.2m (1)	13.2m (1)	2:06.19	29.34s	29.46s
1	ED MENDES	9	300.8m	200.0m (0)	250.0m (0)	2:27.06	33.06s	32.32s

Finish Position and metres gained

First Arrow shows distance gain/loss from 2nd Qtr to 3rd Qtr,
Second Arrow shows distance gain/loss from 3rd Qtr to Finish
Blue arrow indicates best gain in these quarters.

