

Dubbo Race 1 Distance 1720m

Friday, 16 January 2026

Gross Time: 2:04.30

MileRate: 1:56.30

LeadTime: 7.50s

First Qtr: 27.80s

Second Qtr: 29.80s

Third Qtr: 30.10s

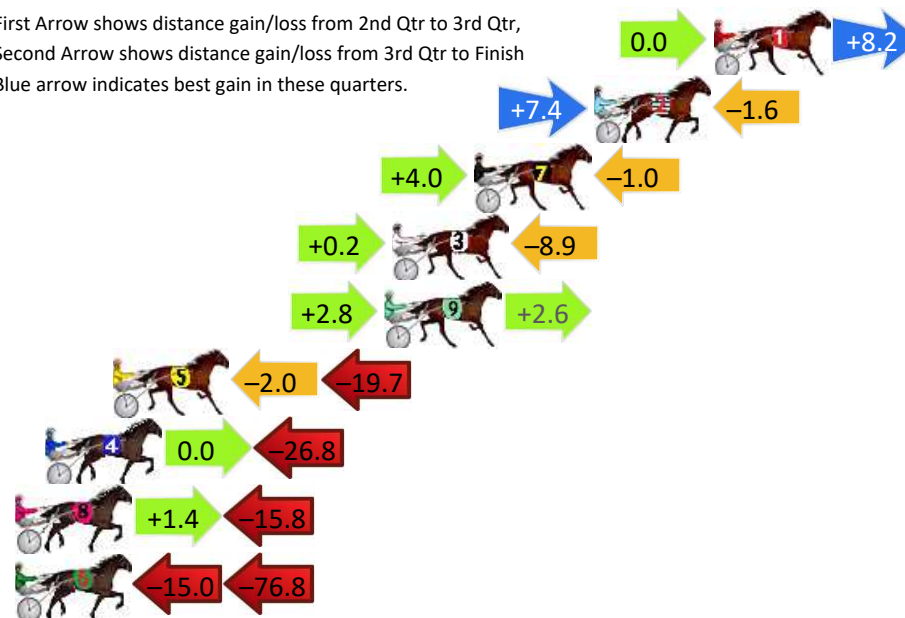
Fourth Qtr: 29.10s

DATA TABLE: 800 / 400 Posi's are position from leader and (how wide the horse was at that position)

No	Horse	Plc	Mar	800 Posi	400 Posi	Time	3rd Qtr	4th Qt
1	CHILLAX	1	0.0m	8.2m (0)	8.2m (2)	2:04.30	30.09s	28.51s
2	BUTTER CUP	2	4.8m	10.6m (1)	3.2m (2)	2:04.67	29.56s	29.22s
7	SHEZA BETTOR GEM	3	9.6m	12.6m (0)	8.6m (0)	2:05.03	29.81s	29.17s
3	SHEZ A PUNTER	4	12.9m	4.2m (0)	4.0m (0)	2:05.28	30.10s	29.74s
9	MIDNIGHT CRIMES	5	13.2m	18.6m (1)	15.8m (1)	2:05.31	29.89s	28.91s
5	MAMMALS HEART	6	24.1m	2.4m (1)	4.4m (1)	2:06.14	30.27s	30.53s
4	SHES NO HONEY	7	26.8m	0.0m (0)	0.0m (0)	2:06.35	30.13s	31.04s
8	DIAMOND BIKINI	8	29.0m	14.6m (1)	13.2m (2)	2:06.51	30.02s	30.24s
6	LIVE VANCE	9	98.4m	6.6m (1)	21.6m (1)	2:11.81	31.30s	34.66s

Finish Position and metres gained

First Arrow shows distance gain/loss from 2nd Qtr to 3rd Qtr,
Second Arrow shows distance gain/loss from 3rd Qtr to Finish
Blue arrow indicates best gain in these quarters.



800

Visual positions in race at 2nd Quarter



400

Visual positions in race at 3rd Quarter



Powered by



Harness Analyser

Sectional Analysis Software

Not just form | Free Trial

www.facebook.com/PJHarnessRacing



RISE Digital, Harness Racing Australia nor the provider accepts any responsibility for the completeness or accuracy of any of the information contained herein, and makes no representations about its suitability for any particular purpose. Users should make their own judgements about those matters and/or seek independent advice. You assume all risks associated with use of data provided on this page

Dubbo Race 2 Distance 1720m

Friday, 16 January 2026



Gross Time: 2:06.20 MileRate: 1:58.00 LeadTime: 7.70s First Qtr: 28.60s Second Qtr: 29.80s Third Qtr: 30.30s Fourth Qtr: 29.80s

DATA TABLE: 800 / 400 Posi's are position from leader and (how wide the horse was at that position)

NoHorse	Plc	Mar	800 Posi	400 Posi	Time	3rd Qtr	4th Qt
1 ZOLTON	1	0.0m	0.0m (0)	0.0m (0)	2:06.20	30.30s	29.80s
8 CLARENDEN VINTAGE	2	8.2m	4.0m (0)	4.4m (0)	2:06.84	30.33s	30.08s
2 MAJOR RECKONING	3	10.8m	12.8m (0)	10.6m (1)	2:07.04	30.14s	29.81s
5 POTTER	4	11.4m	3.4m (1)	1.8m (1)	2:07.09	30.19s	30.51s
6 ALTA DOWNS	5	11.4m	16.0m (1)	6.2m (3)	2:07.09	29.57s	30.19s
4 RUSTY VEEJAY	6	12.0m	11.8m (1)	7.4m (2)	2:07.14	29.97s	30.14s
3 REVEILLE JET	7	13.6m	7.4m (1)	5.8m (1)	2:07.26	30.19s	30.38s
7 WILLIEBILLIE	8	33.5m	8.2m (0)	11.4m (0)	2:08.82	30.55s	31.44s

Finish Position and metres gained

First Arrow shows distance gain/loss from 2nd Qtr to 3rd Qtr,
Second Arrow shows distance gain/loss from 3rd Qtr to Finish
Blue arrow indicates best gain in these quarters.



800

Visual positions in race at 2nd Quarter



400

Visual positions in race at 3rd Quarter



Powered by



Harness Analyser

Sectional Analysis Software

Not just form | Free Trial

www.facebook.com/PJHarnessRacing



RISE Digital, Harness Racing Australia nor the provider accepts any responsibility for the completeness or accuracy of any of the information contained herein, and makes no representations about its suitability for any particular purpose. Users should make their own judgements about those matters and/or seek independent advice. You assume all risks associated with use of data provided on this page

Dubbo Race 3 Distance 1720m

Friday, 16 January 2026


Gross Time: 2:07.70 MileRate: 1:59.50 LeadTime: 7.80s First Qtr: 31.50s Second Qtr: 31.50s Third Qtr: 29.00s Fourth Qtr: 27.90s

DATA TABLE: 800 / 400 Posi's are position from leader and (how wide the horse was at that position)

No	Horse	Plc	Mar	800 Posi	400 Posi	Time	3rd Qtr	4th Qt
2	SPRINGFIELD DESIRE	1	0.0m	0.0m (0)	0.0m (0)	2:07.70	29.00s	27.90s
6	PHANTOM STAR	2	6.1m	15.4m (1)	0.2m (2)	2:08.15	27.93s	28.31s
3	RIVERINA FLASH	3	8.5m	19.4m (1)	5.0m (2)	2:08.32	27.99s	28.14s
7	PYEKAKARIKI	4	9.0m	10.0m (0)	9.8m (0)	2:08.36	28.98s	27.84s
1	PEAKSART	5	10.8m	6.0m (0)	5.6m (0)	2:08.49	28.98s	28.26s
8	REASON TO LAUGH	6	11.9m	6.8m (1)	7.8m (1)	2:08.57	29.08s	28.18s
4	JUST HOME GROWN	7	18.4m	10.8m (1)	12.6m (1)	2:09.05	29.14s	28.30s
5	PET RANGER	8	34.4m	2.4m (1)	3.6m (1)	2:10.22	29.13s	30.04s

Finish Position and metres gained

First Arrow shows distance gain/loss from 2nd Qtr to 3rd Qtr,
Second Arrow shows distance gain/loss from 3rd Qtr to Finish
Blue arrow indicates best gain in these quarters.



800

Visual positions in race at 2nd Quarter



400

Visual positions in race at 3rd Quarter



Powered by



Harness Analyser

Sectional Analysis Software

Not just form | Free Trial

www.facebook.com/PJHarnessRacing



RISE Digital, Harness Racing Australia nor the provider accepts any responsibility for the completeness or accuracy of any of the information contained herein, and makes no representations about its suitability for any particular purpose. Users should make their own judgements about those matters and/or seek independent advice. You assume all risks associated with use of data provided on this page

Dubbo Race 4 Distance 1720m

Friday, 16 January 2026


Gross Time: 2:04.90 MileRate: 1:56.90 LeadTime: 7.50s First Qtr: 29.60s Second Qtr: 29.50s Third Qtr: 29.10s Fourth Qtr: 29.20s

DATA TABLE: 800 / 400 Posi's are position from leader and (how wide the horse was at that position)

NoHorse	Plc	Mar	800 Posi	400 Posi	Time	3rd Qtr	4th Qt
3 MCLEAN	1	0.0m	4.2m (0)	3.8m (0)	2:04.90	29.07s	28.92s
10 MERRYWOOD ROSIE	2	3.4m	0.0m (0)	0.0m (0)	2:05.16	29.10s	29.45s
2 BRIDGE ON FIRE	3	8.3m	8.4m (0)	8.4m (0)	2:05.54	29.10s	29.19s
8 CERISE RAINBOW	4	19.0m	12.0m (1)	12.4m (1)	2:06.36	29.13s	29.68s
6 GLENN FORD	5	25.3m	3.4m (1)	6.4m (1)	2:06.84	29.32s	30.57s
5 SOHO BETTY DEE	6	41.3m	16.2m (1)	21.2m (2)	2:08.06	29.46s	30.66s
7 BURRABADINE BULLET	7	41.6m	20.0m (2)	18.2m (3)	2:08.09	28.97s	30.90s
4 LENNOX BROMAC	8	49.0m	8.0m (1)	18.2m (1)	2:08.65	29.84s	31.44s
1 ZEUSS	9	51.0m	13.0m (0)	20.8m (0)	2:08.81	29.66s	31.39s
9 TERRAGONG SWINGER	10	51.8m	17.4m (0)	24.8m (1)	2:08.87	29.63s	31.16s

Finish Position and metres gained

First Arrow shows distance gain/loss from 2nd Qtr to 3rd Qtr, Second Arrow shows distance gain/loss from 3rd Qtr to Finish
Blue arrow indicates best gain in these quarters.



Visual positions in race at 2nd Quarter



Visual positions in race at 3rd Quarter



Powered by



Harness Analyser

Sectional Analysis Software

Not just form | Free Trial

www.facebook.com/PJHarnessRacing



RISE Digital, Harness Racing Australia nor the provider accepts any responsibility for the completeness or accuracy of any of the information contained herein, and makes no representations about its suitability for any particular purpose. Users should make their own judgements about those matters and/or seek independent advice. You assume all risks associated with use of data provided on this page

Dubbo Race 5 Distance 1720m

Friday, 16 January 2026


Gross Time: 2:05.40 MileRate: 1:57.30 LeadTime: 7.80s First Qtr: 29.70s Second Qtr: 29.40s Third Qtr: 28.90s Fourth Qtr: 29.60s

DATA TABLE: 800 / 400 Posi's are position from leader and (how wide the horse was at that position)

No	Horse	Plc	Mar	800 Posi	400 Posi	Time	3rd Qtr	4th Qt
5	LOYOLA GOLF	1	0.0m	0.0m (0)	0.0m (0)	2:05.40	28.90s	29.60s
1	MOHAWK PARK	2	9.6m	4.6m (0)	7.2m (0)	2:06.14	29.09s	29.78s
6	BETTING ON COURAGE	3	15.0m	13.6m (0)	21.0m (0)	2:06.56	29.44s	29.16s
4	FLOYDY BOY	4	20.3m	23.0m (0)	25.4m (2)	2:06.97	29.08s	29.22s
3	LOOKAT MEE	5	20.3m	6.6m (1)	15.8m (1)	2:06.97	29.57s	29.93s
7	JACKYS HAT	6	36.1m	9.0m (0)	16.4m (0)	2:08.20	29.42s	31.05s
2	ROYAL FOCUS	7	36.1m	2.8m (1)	12.2m (0)	2:08.20	29.56s	31.36s
9	JEREMY LOU	8	46.1m	15.0m (1)	34.0m (1)	2:08.98	30.27s	30.49s
8	COOL DUDE JOEY	9	57.6m	10.8m (1)	23.8m (1)	2:09.87	29.82s	32.09s

Finish Position and metres gained

First Arrow shows distance gain/loss from 2nd Qtr to 3rd Qtr,
Second Arrow shows distance gain/loss from 3rd Qtr to Finish
Blue arrow indicates best gain in these quarters.



Visual positions in race at 2nd Quarter



Visual positions in race at 3rd Quarter



Powered by
PJ

Harness Analyser

Sectional Analysis Software
Not just form | Free Trial

www.facebook.com/PJHarnessRacing



RISE Digital, Harness Racing Australia nor the provider accepts any responsibility for the completeness or accuracy of any of the information contained herein, and makes no representations about its suitability for any particular purpose. Users should make their own judgements about those matters and/or seek independent advice. You assume all risks associated with use of data provided on this page

Dubbo Race 6 Distance 1720m

Friday, 16 January 2026

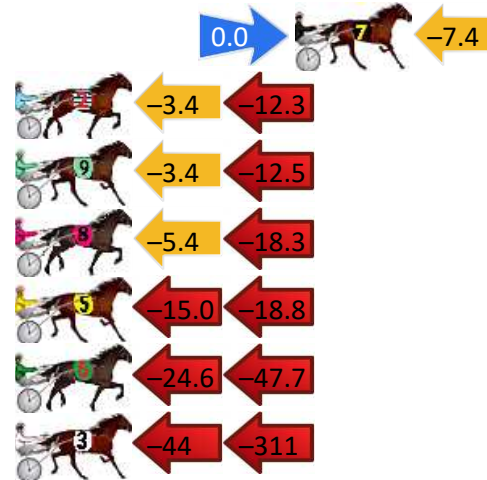
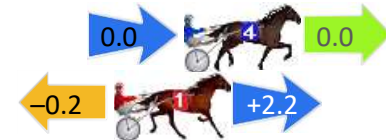
Gross Time: 2:05.10 MileRate: 1:57.00 LeadTime: 7.60s First Qtr: 28.70s Second Qtr: 29.60s Third Qtr: 29.50s Fourth Qtr: 29.70s

DATA TABLE: 800 / 400 Posi's are position from leader and (how wide the horse was at that position)

NoHorse	Plc	Mar	800 Posi	400 Posi	Time	3rd Qtr	4th Qt
4 MONTANA NIGHTS	1	0.0m	0.0m (0)	0.0m (0)	2:05.10	29.50s	29.70s
1 IRK MCGLURK	2	2.8m	4.8m (0)	5.0m (0)	2:05.32	29.52s	29.54s
7 TENEACHWAY	3	16.8m	9.4m (0)	9.4m (0)	2:06.41	29.50s	30.25s
2 THREE PARTS GREY	4	29.5m	13.8m (0)	17.2m (0)	2:07.40	29.75s	30.61s
9 LOOKOUT	5	34.3m	18.4m (0)	21.8m (1)	2:07.77	29.75s	30.62s
8 BEACH ON FIRE	6	43.9m	20.2m (2)	25.6m (2)	2:08.52	29.89s	31.05s
5 RUNPOPRUN	7	63.8m	30.0m (0)	45.0m (0)	2:10.07	30.60s	31.09s
6 MILLIONDOLLAR KISS	8	76.3m	4.0m (1)	28.6m (0)	2:11.04	31.30s	33.22s
3 LADY ROCKABELLUM	9	370.9m	16.8m (1)	60.0m (0)	2:33.97	32.60s	52.66s


Finish Position and metres gained

First Arrow shows distance gain/loss from 2nd Qtr to 3rd Qtr, Second Arrow shows distance gain/loss from 3rd Qtr to Finish Blue arrow indicates best gain in these quarters.



800

Visual positions in race at 2nd Quarter



400

Visual positions in race at 3rd Quarter



Powered by
PJ

Harness Analyser

Sectional Analysis Software
Not just form | Free Trial

www.facebook.com/PJHarnessRacing



RISE Digital, Harness Racing Australia nor the provider accepts any responsibility for the completeness or accuracy of any of the information contained herein, and makes no representations about its suitability for any particular purpose. Users should make their own judgements about those matters and/or seek independent advice. You assume all risks associated with use of data provided on this page

Dubbo Race 7 Distance 1720m

Friday, 16 January 2026

Gross Time: 2:07.40 MileRate: 1:59.20 LeadTime: 7.40s First Qtr: 29.70s Second Qtr: 30.00s Third Qtr: 30.10s Fourth Qtr: 30.20s

DATA TABLE: 800 / 400 Posi's are position from leader and (how wide the horse was at that position)

NoHorse	Plc	Mar	800 Posi	400 Posi	Time	3rd Qtr	4th Qt
1 SMOKING SHANNON	1	0.0m	0.0m (0)	0.0m (0)	2:07.40	30.10s	30.20s
8 LUCKY LENNY	2	18.5m	8.6m (0)	8.8m (1)	2:08.86	30.11s	30.93s
2 ROCKAMARA	3	21.8m	3.8m (1)	3.6m (1)	2:09.12	30.08s	31.57s
5 SHOOBEE'S SUNSET	4	28.2m	11.2m (1)	10.0m (2)	2:09.63	30.01s	31.57s
9 TEDDY ZING	5	29.3m	14.2m (0)	14.8m (0)	2:09.72	30.14s	31.29s
7 BODELETOS	6	30.6m	4.0m (0)	5.6m (0)	2:09.82	30.22s	32.08s
6 TULHURST CHASE	7	124.6m	70.0m (0)	85.0m (0)	2:17.25	31.22s	33.17s
3 DREAM TO CURE	8	125.7m	75.0m (0)	90.0m (0)	2:17.34	31.22s	32.88s
4 STUCKINAFENCE	9	152.8m	90.0m (0)	120.0m (0)	2:19.48	32.34s	32.66s

Finish Position and metres gained

First Arrow shows distance gain/loss from 2nd Qtr to 3rd Qtr, Second Arrow shows distance gain/loss from 3rd Qtr to Finish Blue arrow indicates best gain in these quarters.

