

Tamworth Race 1 Distance 1980m

Friday, 16 January 2026

Gross Time: 2:23.70

MileRate: 1:56.80

LeadTime: 26.20s

First Qtr: 30.70s

Second Qtr: 29.80s

Third Qtr: 27.70s

Fourth Qtr: 29.30s

DATA TABLE: 800 / 400 Posi's are position from leader and (how wide the horse was at that position)

No	Horse	Plc	Mar	800 Posi	400 Posi	Time	3rd Qtr	4th Qt
1	BUDDY PERFECT	1	0.0m	4.2m (0)	5.6m (0)	2:23.70	27.81s	28.89s
3	ROCK HAMMER	2	0.8m	0.0m (0)	0.0m (0)	2:23.76	27.70s	29.36s
12	VINCENTIUS MAXIMUS	3	5.1m	12.8m (0)	14.8m (0)	2:24.09	27.86s	28.59s
8	ROCK SUPREME	4	6.6m	17.6m (1)	19.2m (3)	2:24.21	27.84s	28.38s
2	HEZA PLAYER	5	8.2m	8.2m (1)	11.8m (2)	2:24.33	27.96s	29.04s
11	FAST TRACKER	6	8.5m	8.6m (0)	10.6m (0)	2:24.35	27.85s	29.15s
9	ROUGE BLING	7	11.5m	26.8m (1)	28.8m (0)	2:24.58	27.88s	28.04s
7	CARRAMAR OLAM	8	12.9m	22.8m (1)	23.2m (1)	2:24.69	27.75s	28.55s
5	HEZA DOOZIE	9	14.2m	4.0m (1)	9.0m (1)	2:24.79	28.04s	29.68s
4	SENSATIONALIZE	10	14.7m	12.2m (1)	14.6m (3)	2:24.83	27.87s	29.31s


Finish Position and metres gained

First Arrow shows distance gain/loss from 2nd Qtr to 3rd Qtr,
Second Arrow shows distance gain/loss from 3rd Qtr to Finish
Blue arrow indicates best gain in these quarters.



800

Visual positions in race at 2nd Quarter



400

Visual positions in race at 3rd Quarter



Powered by



Harness Analyser

Sectional Analysis Software

Not just form | Free Trial

www.facebook.com/PJHarnessRacing



RISE Digital, Harness Racing Australia nor the provider accepts any responsibility for the completeness or accuracy of any of the information contained herein, and makes no representations about its suitability for any particular purpose. Users should make their own judgements about those matters and/or seek independent advice. You assume all risks associated with use of data provided on this page

Tamworth Race 2 Distance 1980m

Friday, 16 January 2026

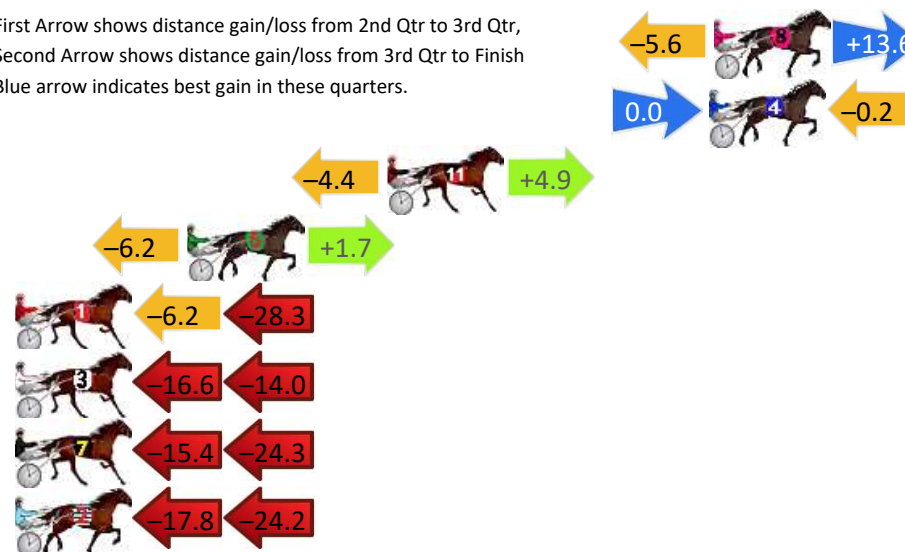
Gross Time: 2:22.50 MileRate: 1:55.90 LeadTime: 25.70s First Qtr: 30.80s Second Qtr: 29.10s Third Qtr: 27.50s Fourth Qtr: 29.40s

DATA TABLE: 800 / 400 Posi's are position from leader and (how wide the horse was at that position)

NoHorse	Plc	Mar	800 Posi	400 Posi	Time	3rd Qtr	4th Qt
8 LOVE LOU	1	0.0m	8.0m (0)	13.6m (1)	2:22.50	27.93s	28.41s
4 LOYAL LOU	2	0.2m	0.0m (0)	0.0m (0)	2:22.52	27.50s	29.41s
11 ALLSOPP	3	13.1m	13.6m (0)	18.0m (1)	2:23.51	27.82s	29.04s
6 BAT MATSON	4	21.1m	16.6m (1)	22.8m (0)	2:24.13	27.94s	29.28s
1 ROSIE POLLEN	5	38.5m	4.0m (0)	10.2m (0)	2:25.47	27.87s	31.47s
3 UPSTREAM	6	43.2m	12.6m (1)	29.2m (0)	2:25.83	28.64s	30.42s
7 BETTORS MOON	7	44.1m	4.4m (1)	19.8m (2)	2:25.90	28.53s	31.18s
2 FAR OUT RINGO	8	50.6m	8.6m (1)	26.4m (1)	2:26.40	28.70s	31.17s

Finish Position and metres gained

First Arrow shows distance gain/loss from 2nd Qtr to 3rd Qtr,
Second Arrow shows distance gain/loss from 3rd Qtr to Finish
Blue arrow indicates best gain in these quarters.



800

Visual positions in race at 2nd Quarter



400

Visual positions in race at 3rd Quarter



Powered by



Harness Analyser

Sectional Analysis Software

Not just form | Free Trial

www.facebook.com/PJHarnessRacing



RISE Digital, Harness Racing Australia nor the provider accepts any responsibility for the completeness or accuracy of any of the information contained herein, and makes no representations about its suitability for any particular purpose. Users should make their own judgements about those matters and/or seek independent advice. You assume all risks associated with use of data provided on this page

Tamworth Race 3 Distance 1980m

Friday, 16 January 2026


Gross Time: 2:23.30 MileRate: 1:56.50 LeadTime: 26.20s First Qtr: 29.90s Second Qtr: 28.90s Third Qtr: 28.70s Fourth Qtr: 29.60s

DATA TABLE: 800 / 400 Posi's are position from leader and (how wide the horse was at that position)

NoHorse	Plc	Mar	800 Posi	400 Posi	Time	3rd Qtr	4th Qt
1 CANADIAN LASS	1	0.0m	0.0m (0)	0.0m (0)	2:23.30	28.70s	29.60s
10 EXCLUSIVE HUSTLER	2	0.8m	4.2m (2)	1.6m (1)	2:23.36	28.51s	29.54s
4 RIPPIN RUPERT	3	1.2m	4.0m (0)	5.0m (0)	2:23.39	28.78s	29.32s
6 VINTAGE EDITION	4	7.1m	14.6m (2)	12.6m (2)	2:23.85	28.56s	29.20s
5 KEILOR BABY SHARK	5	12.2m	8.4m (0)	11.4m (0)	2:24.25	28.92s	29.66s
3 ABSTRACT ART	6	14.6m	12.4m (0)	15.4m (0)	2:24.43	28.92s	29.54s
2 RACING PAULA	7	16.2m	7.0m (1)	20.6m (2)	2:24.56	29.69s	29.28s
12 ILLAWONG DANNY	8	17.4m	10.4m (2)	12.2m (1)	2:24.65	28.82s	29.98s
8 COTE DAZUR	9	18.7m	11.4m (1)	20.0m (0)	2:24.75	29.32s	29.50s
7 MY ULTIMATE COSSIE	10	62.8m	3.0m (1)	23.6m (1)	2:28.17	30.15s	32.48s

Finish Position and metres gained

First Arrow shows distance gain/loss from 2nd Qtr to 3rd Qtr,
Second Arrow shows distance gain/loss from 3rd Qtr to Finish
Blue arrow indicates best gain in these quarters.



800

Visual positions in race at 2nd Quarter



400

Visual positions in race at 3rd Quarter



Powered by
PJ Harness Analyser

Sectional Analysis Software
Not just form | Free Trial

www.facebook.com/PJHarnessRacing



RISE Digital, Harness Racing Australia nor the provider accepts any responsibility for the completeness or accuracy of any of the information contained herein, and makes no representations about its suitability for any particular purpose. Users should make their own judgements about those matters and/or seek independent advice. You assume all risks associated with use of data provided on this page

Tamworth Race 4 Distance 1980m

Friday, 16 January 2026


Gross Time: 2:23.30 MileRate: 1:56.50 LeadTime: 27.30s First Qtr: 29.50s Second Qtr: 28.60s Third Qtr: 28.30s Fourth Qtr: 29.60s

DATA TABLE: 800 / 400 Posi's are position from leader and (how wide the horse was at that position)

No	Horse	Plc	Mar	800 Posi	400 Posi	Time	3rd Qtr	4th Qt
3	DEEBO	1	0.0m	0.0m (0)	0.0m (0)	2:23.30	28.30s	29.60s
1	AMERICAN WEREWOLF	2	4.1m	4.0m (0)	4.0m (0)	2:23.62	28.30s	29.61s
5	ARNIES ARMY	3	8.1m	2.0m (1)	3.6m (1)	2:23.93	28.41s	29.93s
7	ROCKSNGEMS	4	9.5m	8.2m (0)	8.2m (0)	2:24.04	28.30s	29.70s
11	PET KITTY	5	13.5m	12.4m (0)	18.4m (0)	2:24.35	28.74s	29.24s
8	LUVBITE	6	18.0m	15.4m (1)	14.0m (2)	2:24.70	28.19s	29.89s
4	SPIRIT KING	7	20.0m	6.0m (1)	9.8m (1)	2:24.85	28.56s	30.35s
12	GROSSO NASO	8	25.7m	17.8m (2)	7.2m (2)	2:25.29	27.51s	30.96s
2	LENNY LINCOLN	9	29.3m	10.8m (1)	18.4m (1)	2:25.57	28.83s	30.40s

Finish Position and metres gained

First Arrow shows distance gain/loss from 2nd Qtr to 3rd Qtr,
Second Arrow shows distance gain/loss from 3rd Qtr to Finish
Blue arrow indicates best gain in these quarters.



800

Visual positions in race at 2nd Quarter



400

Visual positions in race at 3rd Quarter



Powered by



Harness Analyser

Sectional Analysis Software

Not just form | Free Trial

www.facebook.com/PJHarnessRacing



RISE Digital, Harness Racing Australia nor the provider accepts any responsibility for the completeness or accuracy of any of the information contained herein, and makes no representations about its suitability for any particular purpose. Users should make their own judgements about those matters and/or seek independent advice. You assume all risks associated with use of data provided on this page

Tamworth Race 5 Distance 1980m

Friday, 16 January 2026

Gross Time: 2:26.10

MileRate: 1:58.70

LeadTime: 26.00s

First Qtr: 32.30s

Second Qtr: 30.10s

Third Qtr: 28.40s


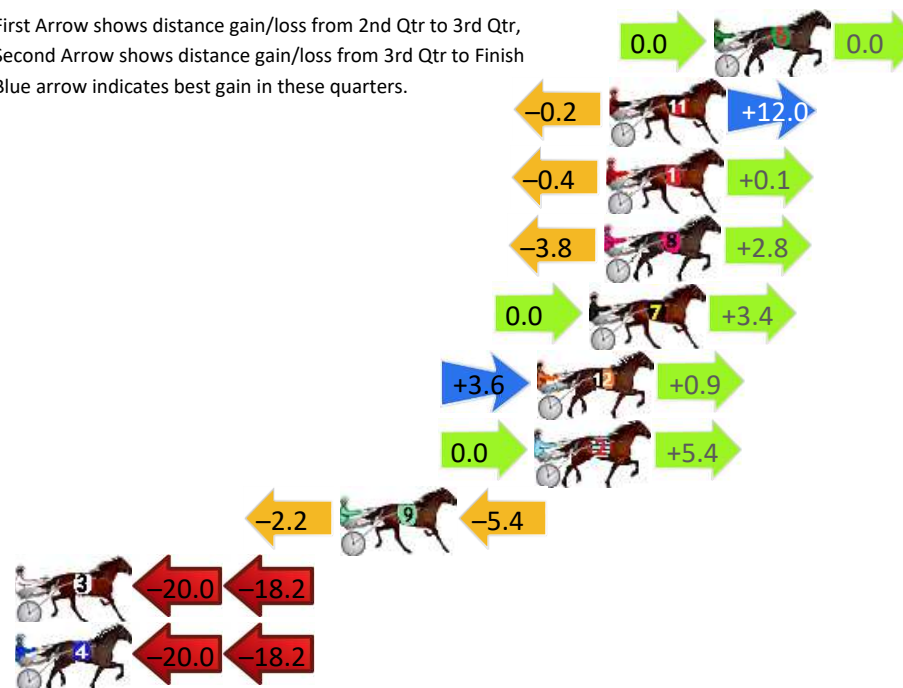
Fourth Qtr: 29.30s

DATA TABLE: 800 / 400 Posi's are position from leader and (how wide the horse was at that position)

No	Horse	Plc	Mar	800 Posi	400 Posi	Time	3rd Qtr	4th Qt
6	FOR ALWAYS ARDEN	1	0.0m	0.0m (0)	0.0m (0)	2:26.10	28.40s	29.30s
11	LULLABY	2	4.2m	16.0m (1)	16.2m (1)	2:26.42	28.43s	28.43s
1	DOUBLE THE HUNTER	3	4.3m	4.0m (0)	4.4m (0)	2:26.43	28.43s	29.29s
8	BETTERTHANFEDERER	4	4.4m	3.4m (1)	7.2m (1)	2:26.44	28.68s	29.10s
7	WESTERN ARTERRA	5	5.0m	8.4m (0)	8.4m (0)	2:26.48	28.40s	29.05s
12	METALLICA MAN	6	7.1m	11.6m (1)	8.0m (3)	2:26.65	28.14s	29.23s
2	HELL OF A HAND	7	7.2m	12.6m (0)	12.6m (0)	2:26.65	28.41s	28.91s
9	CAPTAIN GROOVE	8	15.0m	7.4m (1)	9.6m (2)	2:27.25	28.55s	29.69s
3	ROCK AM ALYESKA	9	108.2m	70.0m (0)	90.0m (0)	2:34.41	29.81s	30.63s
4	MISS BAY KING COLE	10	113.2m	75.0m (0)	95.0m (0)	2:34.80	29.81s	30.63s

Finish Position and metres gained

First Arrow shows distance gain/loss from 2nd Qtr to 3rd Qtr,
Second Arrow shows distance gain/loss from 3rd Qtr to Finish
Blue arrow indicates best gain in these quarters.



Tamworth Race 6 Distance 1980m

Friday, 16 January 2026


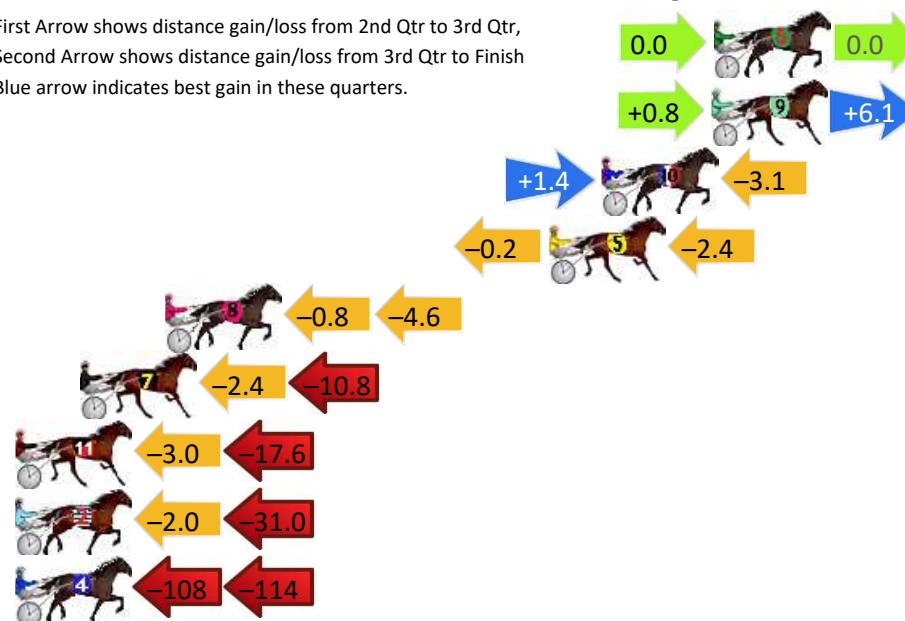
Gross Time: 2:27.20 MileRate: 1:59.60 LeadTime: 27.20s First Qtr: 29.90s Second Qtr: 29.30s Third Qtr: 29.90s Fourth Qtr: 30.90s

DATA TABLE: 800 / 400 Posi's are position from leader and (how wide the horse was at that position)

No	Horse	Plc	Mar	800 Posi	400 Posi	Time	3rd Qtr	4th Qt
6	RAINBOW JET	1	0.0m	0.0m (0)	0.0m (0)	2:27.20	29.90s	30.90s
9	ADRENALINE RUSH	2	0.1m	7.0m (1)	6.2m (1)	2:27.21	29.85s	30.43s
10	TINNY MAHONEY	3	4.5m	2.8m (1)	1.4m (1)	2:27.56	29.79s	31.14s
5	OTIS RISING	4	6.6m	4.0m (0)	4.2m (0)	2:27.73	29.91s	31.08s
8	ARTFUL PRINCE	5	22.0m	16.6m (1)	17.4m (2)	2:28.98	29.95s	31.25s
7	THOMAS ROYAL	6	25.4m	12.2m (0)	14.6m (0)	2:29.25	30.07s	31.73s
11	NIGHT TO REMEMBER	7	31.6m	11.0m (1)	14.0m (1)	2:29.75	30.10s	32.25s
2	SEVEN RIPPIN ACES	8	41.0m	8.0m (0)	10.0m (0)	2:30.51	30.01s	33.28s
4	SENTIMENTAL VALUE	9	253.4m	32.0m (0)	140.0m (0)	2:47.68	37.92s	39.61s

Finish Position and metres gained

First Arrow shows distance gain/loss from 2nd Qtr to 3rd Qtr,
Second Arrow shows distance gain/loss from 3rd Qtr to Finish
Blue arrow indicates best gain in these quarters.



Visual positions in race at 2nd Quarter



Visual positions in race at 3rd Quarter

Tamworth Race 7 Distance 1980m

Friday, 16 January 2026

Gross Time: 2:28.60

MileRate: 2:00.70

LeadTime: 26.60s

First Qtr: 31.30s

Second Qtr: 29.40s

Third Qtr: 30.00s



Fourth Qtr: 31.30s

DATA TABLE: 800 / 400 Posi's are position from leader and (how wide the horse was at that position)

No	Horse	Plc	Mar	800 Posi	400 Posi	Time	3rd Qtr	4th Qt
11	IM LORD TOMMY	1	0.0m	2.0m (2)	2.6m (2)	2:28.60	30.05s	31.10s
9	ANNIE CROCKER	2	1.2m	8.0m (1)	6.0m (3)	2:28.70	29.86s	30.93s
10	GROSESTAR	3	1.7m	12.0m (1)	9.8m (2)	2:28.74	29.85s	30.67s
3	BRAVE BONDI	4	5.1m	0.0m (1)	0.0m (1)	2:29.02	29.99s	31.70s
2	BELLRIVERGIRL	5	5.6m	4.0m (1)	4.0m (1)	2:29.06	30.00s	31.42s
6	REDS GOOD TO GO	6	6.5m	8.8m (0)	9.2m (1)	2:29.13	30.03s	31.09s
8	SUPERBON	7	10.4m	4.2m (0)	4.2m (0)	2:29.45	29.99s	31.78s
1	BENJIMAGEE	8	16.4m	0.4m (0)	0.2m (0)	2:29.94	29.96s	32.56s
5	RIPPIN GOOD FEELIN	9	18.5m	18.0m (0)	12.6m (0)	2:30.11	29.58s	31.76s
4	KATASTROPHEE	10	28.4m	14.0m (0)	15.0m (1)	2:30.92	30.05s	32.34s

Finish Position and metres gained

First Arrow shows distance gain/loss from 2nd Qtr to 3rd Qtr,
Second Arrow shows distance gain/loss from 3rd Qtr to Finish
Blue arrow indicates best gain in these quarters.



800

Visual positions in race at 2nd Quarter



400

Visual positions in race at 3rd Quarter



Powered by



Harness Analyser

Sectional Analysis Software

Not just form | Free Trial

www.facebook.com/PJHarnessRacing



RISE Digital, Harness Racing Australia nor the provider accepts any responsibility for the completeness or accuracy of any of the information contained herein, and makes no representations about its suitability for any particular purpose. Users should make their own judgements about those matters and/or seek independent advice. You assume all risks associated with use of data provided on this page

Tamworth Race 8 Distance 1609m

Friday, 16 January 2026


Gross Time: 1:56.50 MileRate: 1:56.50 LeadTime: 0.00s First Qtr: 28.50s Second Qtr: 29.40s Third Qtr: 29.00s Fourth Qtr: 29.60s

DATA TABLE: 800 / 400 Posi's are position from leader and (how wide the horse was at that position)

No	Horse	Plc	Mar	800 Posi	400 Posi	Time	3rd Qtr	4th Qt
7	THE TIGER ARMY	1	0.0m	7.4m (1)	1.6m (2)	1:56.50	28.58s	29.48s
5	THE IRISH EAGLE	2	17.2m	0.0m (0)	0.0m (0)	1:57.83	28.99s	30.87s
2	TASMANS DELIGHT	3	21.1m	11.4m (1)	11.4m (1)	1:58.14	28.99s	30.31s
3	ROCKINDOWNUNDE R	4	21.2m	4.0m (0)	4.2m (0)	1:58.14	29.00s	30.85s
1	MALIBU DREAM	5	21.8m	8.2m (0)	9.6m (0)	1:58.19	29.09s	30.50s
9	ZAYNES TIGER	6	25.3m	15.6m (1)	22.8m (2)	1:58.46	29.52s	29.78s
4	WHISKEY ROYALE	7	27.7m	3.4m (1)	4.8m (1)	1:58.65	29.08s	31.29s
10	YOU CANNOT HIDE	8	41.7m	20.0m (1)	20.4m (1)	1:59.74	29.01s	31.17s
8	ROCKET BOY	9	50.7m	12.2m (0)	15.0m (0)	2:00.43	29.18s	32.23s

Finish Position and metres gained

First Arrow shows distance gain/loss from 2nd Qtr to 3rd Qtr,
Second Arrow shows distance gain/loss from 3rd Qtr to Finish
Blue arrow indicates best gain in these quarters.



800

Visual positions in race at 2nd Quarter



400

Visual positions in race at 3rd Quarter



Powered by



Harness Analyser

Sectional Analysis Software

Not just form | Free Trial

www.facebook.com/PJHarnessRacing



RISE Digital, Harness Racing Australia nor the provider accepts any responsibility for the completeness or accuracy of any of the information contained herein, and makes no representations about its suitability for any particular purpose. Users should make their own judgements about those matters and/or seek independent advice. You assume all risks associated with use of data provided on this page