

Wagga Riverina Race 1 Distance 1740m

Friday, 16 January 2026

Gross Time: 2:04.60 MileRate: 1:55.20 LeadTime: 9.00s First Qtr: 29.80s Second Qtr: 30.00s Third Qtr: 27.90s Fourth Qtr: 27.90s

DATA TABLE: 800 / 400 Posi's are position from leader and (how wide the horse was at that position)

NoHorse	Plc	Mar	800 Posi	400 Posi	Time	3rd Qtr	4th Qt
3 ESTHER RISING	1	0.0m	0.0m (0)	0.0m (0)	2:04.60	27.90s	27.90s
10 JILLIBY RYDER	2	3.4m	16.6m (2)	3.0m (2)	2:04.85	26.96s	27.93s
1 GO COLOUR MY WORLD	3	5.2m	4.4m (0)	4.2m (0)	2:04.98	27.89s	27.97s
2 ROLL THE ACES	4	6.5m	12.2m (1)	11.8m (0)	2:05.08	27.87s	27.53s
9 MEGS MONARO	5	6.9m	9.2m (0)	8.0m (0)	2:05.11	27.82s	27.82s
6 UNCHAINMYART	6	8.0m	21.6m (2)	9.4m (2)	2:05.19	27.05s	27.80s
4 MISS HERMES	7	10.3m	8.0m (1)	8.0m (1)	2:05.36	27.90s	28.06s
7 KRISTYSGIRL	8	11.7m	3.8m (1)	4.0m (1)	2:05.46	27.91s	28.43s
8 EYEDIDNTLOSEIT	9	17.7m	20.4m (1)	14.4m (1)	2:05.90	27.48s	28.13s

Finish Position and metres gained

First Arrow shows distance gain/loss from 2nd Qtr to 3rd Qtr, Second Arrow shows distance gain/loss from 3rd Qtr to Finish
Blue arrow indicates best gain in these quarters.



Visual positions in race at 2nd Quarter

800



Visual positions in race at 3rd Quarter

400



Wagga Riverina Race 2 Distance 1740m

Friday, 16 January 2026

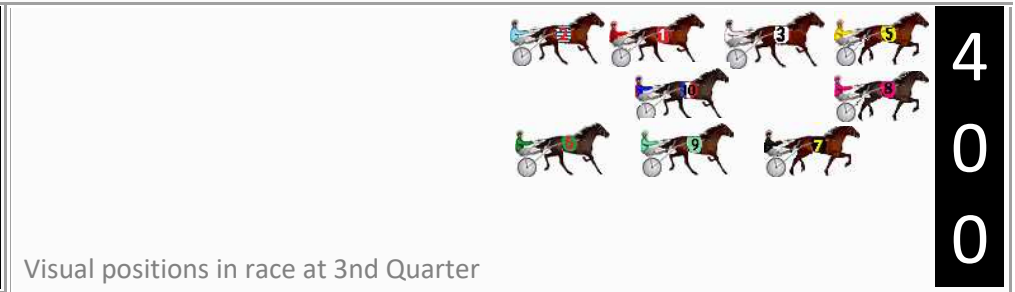

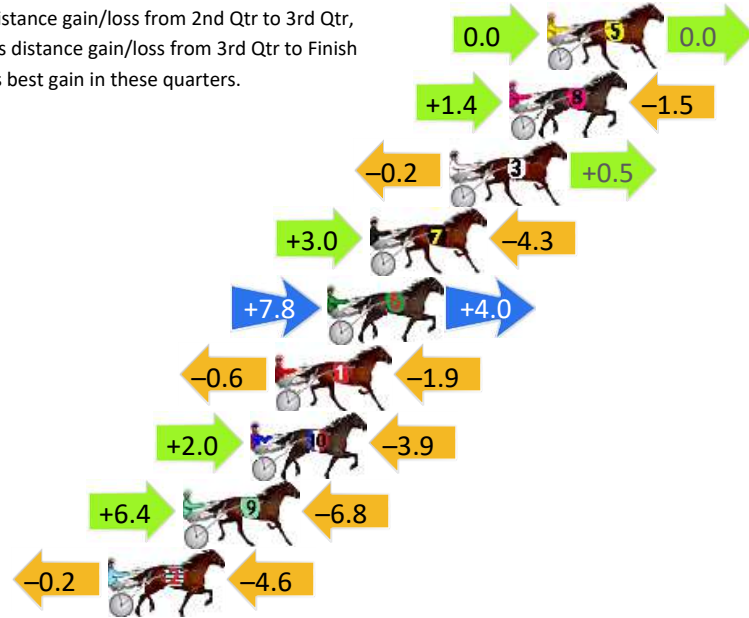
Gross Time: 2:04.70 MileRate: 1:55.30 LeadTime: 8.60s First Qtr: 29.20s Second Qtr: 30.20s Third Qtr: 28.70s Fourth Qtr: 28.00s

DATA TABLE: 800 / 400 Posi's are position from leader and (how wide the horse was at that position)

NoHorse	Plc	Mar	800 Posi	400 Posi	Time	3rd Qtr	4th Qt
5 CAESAR NERO	1	0.0m	0.0m (0)	0.0m (0)	2:04.70	28.70s	28.00s
8 MARLO MAREAU	2	1.5m	1.4m (1)	0.0m (1)	2:04.81	28.60s	28.10s
3 CHRISSEY EVE	3	3.9m	4.2m (0)	4.4m (0)	2:04.99	28.71s	27.97s
7 FLIP A COIN	4	7.1m	5.8m (1)	2.8m (2)	2:05.22	28.49s	28.30s
6 SAVOY BALLROOM	5	8.8m	20.6m (1)	12.8m (2)	2:05.35	28.15s	27.72s
1 SHOULDBETWOBYT WO	6	10.9m	8.4m (0)	9.0m (0)	2:05.50	28.74s	28.13s
10 FEELGOOD RAY	7	11.9m	10.0m (1)	8.0m (1)	2:05.58	28.56s	28.27s
9 YARRAMAN JOLT	8	14.6m	14.2m (1)	7.8m (2)	2:05.77	28.25s	28.47s
2 HAPPY TOO YA	9	17.6m	12.8m (0)	13.0m (0)	2:06.00	28.72s	28.32s

Finish Position and metres gained

First Arrow shows distance gain/loss from 2nd Qtr to 3rd Qtr, Second Arrow shows distance gain/loss from 3rd Qtr to Finish
Blue arrow indicates best gain in these quarters.



Wagga Riverina Race 3 Distance 2270m

Friday, 16 January 2026

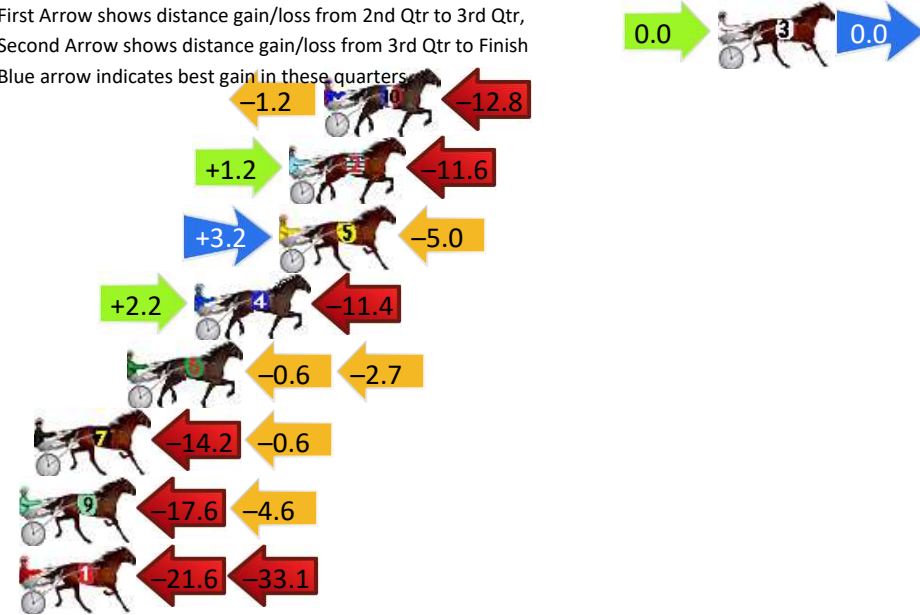
Gross Time: 2:42.50 MileRate: 1:55.20 LeadTime: 46.40s First Qtr: 30.00s Second Qtr: 29.50s Third Qtr: 27.80s Fourth Qtr: 28.80s

DATA TABLE: 800 / 400 Posi's are position from leader and (how wide the horse was at that position)

NoHorse	Plc	Mar	800 Posi	400 Posi	Time	3rd Qtr	4th Qt
3	LE BETTY	1	0.0m	0.0m (0)	2:42.50	27.80s	28.80s
10	MISTER WELLS	2	15.8m	1.8m (1)	2:43.69	27.87s	29.72s
2	SIGNIFICANT LAZ	3	17.2m	6.8m (1)	2:43.80	27.70s	29.63s
5	MARY MOURNE	4	17.6m	15.8m (1)	2:43.83	27.57s	29.16s
4	FE FE ON FIRE	5	21.0m	11.8m (1)	2:44.09	27.63s	29.62s
6	JUDITH GWENDA	6	23.7m	20.4m (1)	2:44.29	27.84s	28.99s
7	OGEDIE	7	27.4m	12.6m (0)	2:44.57	28.80s	28.84s
9	BEACH DELIGHT	8	30.8m	8.6m (0)	2:44.83	29.03s	29.13s
1	ELLAVA PACER	9	58.9m	4.2m (0)	2:46.95	29.28s	31.17s

Finish Position and metres gained

First Arrow shows distance gain/loss from 2nd Qtr to 3rd Qtr, Second Arrow shows distance gain/loss from 3rd Qtr to Finish
Blue arrow indicates best gain in these quarters



800

Visual positions in race at 2nd Quarter



400

Visual positions in race at 3rd Quarter



Sectional Analysis Software
Not just form | Free Trial



RISE Digital, Harness Racing Australia nor the provider accepts any responsibility for the completeness or accuracy of any of the information contained herein, and makes no representations about its suitability for any particular purpose. Users should make their own judgements about those matters and/or seek independent advice. You assume all risks associated with use of data provided on this page

www.facebook.com/PJHarnessRacing

Wagga Riverina Race 4 Distance 1740m

Friday, 16 January 2026


Gross Time: 2:06.20 MileRate: 1:56.70 LeadTime: 8.70s First Qtr: 30.10s Second Qtr: 30.60s Third Qtr: 28.60s Fourth Qtr: 28.20s

DATA TABLE: 800 / 400 Posi's are position from leader and (how wide the horse was at that position)

No	Horse	Plc	Mar	800 Posi	400 Posi	Time	3rd Qtr	4th Qt
7	PAUL ADAM	1	0.0m	5.6m (1)	3.0m (1)	2:06.20	28.41s	27.99s
3	THAT WILL DO JILL	2	4.2m	10.0m (1)	4.0m (2)	2:06.51	28.18s	28.21s
2	YANKEE BABE	3	14.6m	9.8m (0)	14.0m (0)	2:07.28	28.90s	28.24s
10	RYKER	4	16.6m	14.2m (1)	10.8m (1)	2:07.43	28.36s	28.61s
9	DANIBOY	5	18.4m	13.8m (0)	18.0m (0)	2:07.56	28.90s	28.23s
8	SAPPHIRE BOY	6	23.2m	18.6m (1)	15.8m (1)	2:07.92	28.41s	28.72s
4	GLENLEA KIRA	7	23.5m	0.0m (0)	0.0m (0)	2:07.94	28.61s	29.85s
11	TINNYSMEDAD	8	33.9m	19.2m (0)	22.4m (0)	2:08.71	28.83s	29.01s
5	KALIMBA	9	51.7m	23.0m (1)	22.4m (1)	2:10.03	28.57s	30.25s
6	BLING KING	10	57.5m	5.4m (0)	10.0m (0)	2:10.46	28.95s	31.53s

Finish Position and metres gained

First Arrow shows distance gain/loss from 2nd Qtr to 3rd Qtr, Second Arrow shows distance gain/loss from 3rd Qtr to Finish
Blue arrow indicates best gain in these quarters.



800

Visual positions in race at 2nd Quarter



400

Visual positions in race at 3rd Quarter

Wagga Riverina Race 5 Distance 1740m

Friday, 16 January 2026

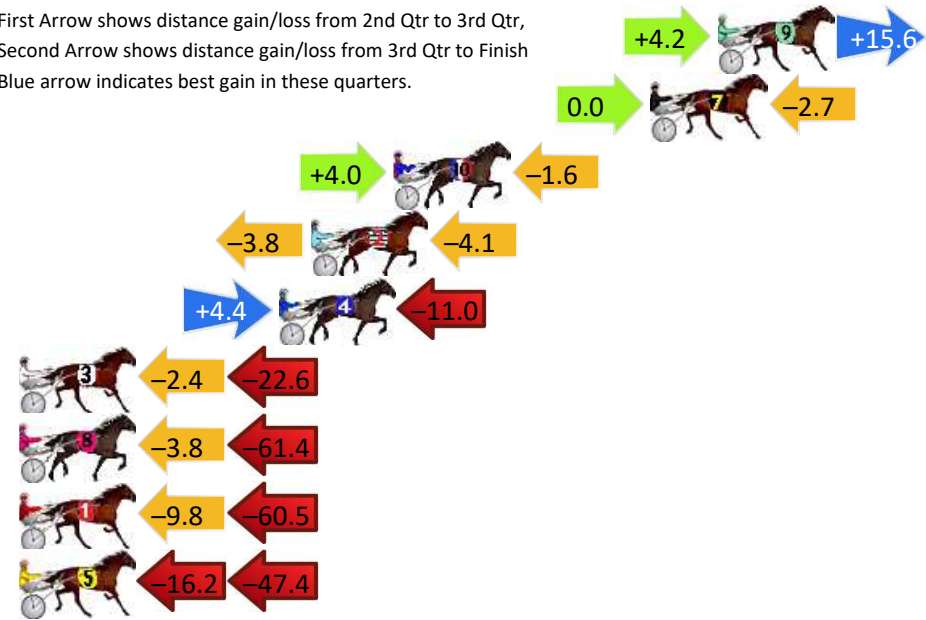
Gross Time: 2:04.50 MileRate: 1:55.10 LeadTime: 8.60s First Qtr: 29.20s Second Qtr: 30.50s Third Qtr: 27.80s Fourth Qtr: 28.40s

DATA TABLE: 800 / 400 Posi's are position from leader and (how wide the horse was at that position)

No	Horse	Plc	Mar	800 Posi	400 Posi	Time	3rd Qtr	4th Qt
9	ALERT BAY	1	0.0m	19.8m (1)	15.6m (1)	2:04.50	27.52s	27.30s
7	IM ON NO SLEEP	2	2.7m	0.0m (0)	0.0m (0)	2:04.70	27.80s	28.59s
10	KALYPSO RAINBOW	3	13.0m	15.4m (1)	11.4m (1)	2:05.47	27.52s	28.51s
2	BETS ON HEAVEN	4	16.3m	8.4m (0)	12.2m (0)	2:05.72	28.06s	28.69s
4	ARMA BLAZE	5	17.6m	11.0m (1)	6.6m (1)	2:05.81	27.48s	29.18s
3	DESTINATION UNKNOWN	6	43.0m	18.0m (0)	20.4m (1)	2:07.71	27.95s	30.00s
8	SPARTAN SHIELD	7	69.4m	4.2m (0)	8.0m (0)	2:09.68	28.02s	32.74s
1	BROOKLYNS GEM	8	84.1m	13.8m (0)	23.6m (0)	2:10.77	28.44s	32.67s
5	DANCE PHIL	9	87.4m	23.8m (0)	40.0m (0)	2:11.02	28.90s	31.75s

Finish Position and metres gained

First Arrow shows distance gain/loss from 2nd Qtr to 3rd Qtr, Second Arrow shows distance gain/loss from 3rd Qtr to Finish
Blue arrow indicates best gain in these quarters.



800

Visual positions in race at 2nd Quarter



400

Visual positions in race at 3rd Quarter

Wagga Riverina Race 6 Distance 1740m

Friday, 16 January 2026

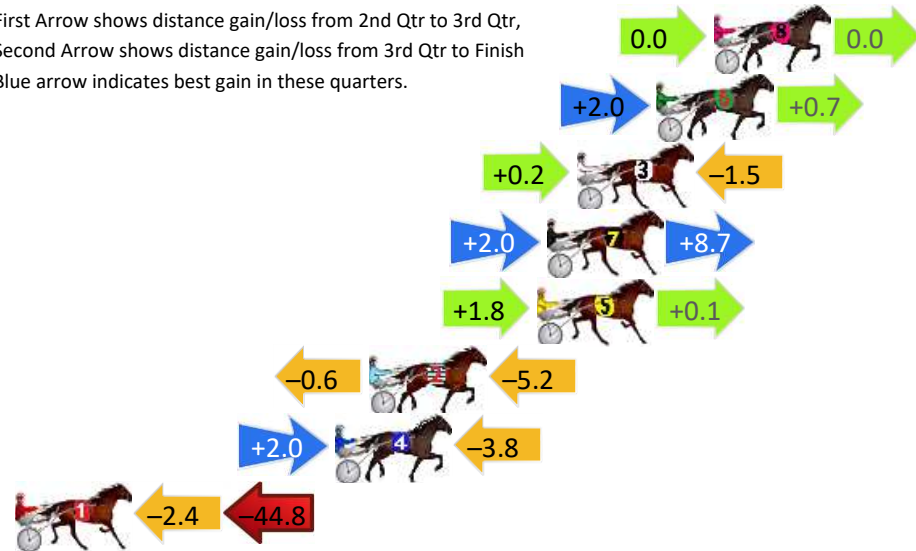
Gross Time: 2:01.40 MileRate: 1:52.30 LeadTime: 8.60s First Qtr: 28.60s Second Qtr: 28.80s Third Qtr: 28.00s Fourth Qtr: 27.40s

DATA TABLE: 800 / 400 Posi's are position from leader and (how wide the horse was at that position)

NoHorse	Plc	Mar	800 Posi	400 Posi	Time	3rd Qtr	4th Qt
8 NYACK	1	0.0m	0.0m (0)	0.0m (0)	2:01.40	28.00s	27.40s
6 DASHING	2	2.3m	5.0m (1)	3.0m (1)	2:01.57	27.86s	27.35s
3 VIN NUMBER	3	5.5m	4.2m (0)	4.0m (0)	2:01.80	27.99s	27.50s
7 WHEREYABINBOPPIN	4	6.7m	17.4m (1)	15.4m (2)	2:01.88	27.86s	26.81s
5 PAS GUARANTEE	5	7.1m	9.0m (1)	7.2m (1)	2:01.91	27.88s	27.39s
2 JUST ROLLYOUROWN	6	13.8m	8.0m (0)	8.6m (0)	2:02.40	28.05s	27.75s
4 OCTAGONISE	7	15.2m	13.4m (1)	11.4m (1)	2:02.50	27.87s	27.66s
1 NOWHERE NEAR CRAZY	8	59.4m	12.2m (0)	14.6m (0)	2:05.68	28.20s	30.45s

Finish Position and metres gained

First Arrow shows distance gain/loss from 2nd Qtr to 3rd Qtr, Second Arrow shows distance gain/loss from 3rd Qtr to Finish
Blue arrow indicates best gain in these quarters.



8
0
0

Visual positions in race at 2nd Quarter



4
0
0

Visual positions in race at 3rd Quarter



Wagga Riverina Race 7 Distance 1740m

Friday, 16 January 2026


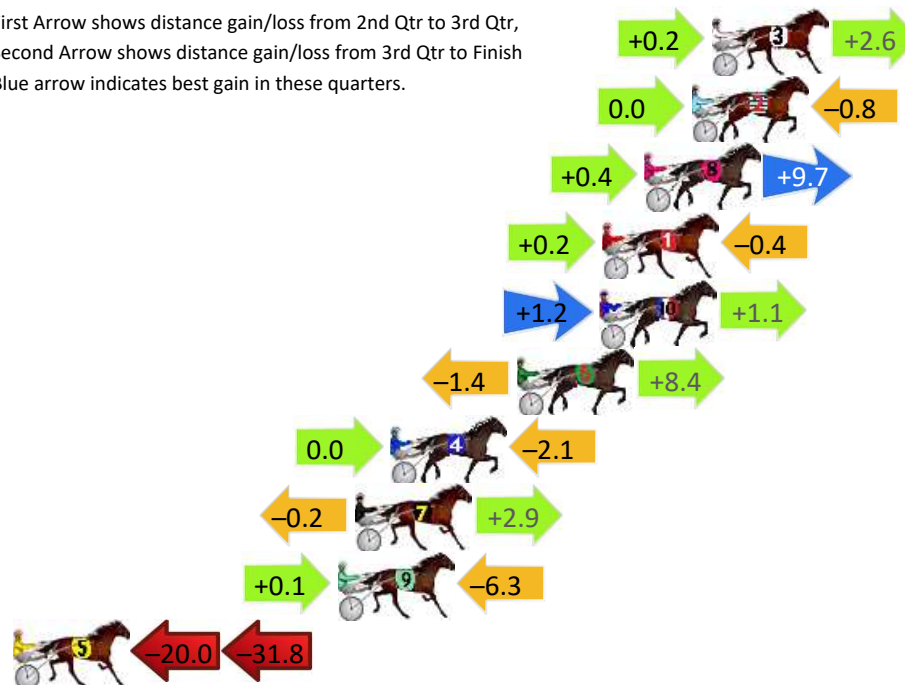
Gross Time: 2:04.50 MileRate: 1:55.10 LeadTime: 8.60s First Qtr: 29.10s Second Qtr: 30.00s Third Qtr: 27.10s Fourth Qtr: 29.70s

DATA TABLE: 800 / 400 Posi's are position from leader and (how wide the horse was at that position)

No	Horse	Plc	Mar	800 Posi	400 Posi	Time	3rd Qtr	4th Qt
3	KIMCANDO	1	0.0m	2.8m (1)	2.6m (1)	2:04.50	27.09s	29.51s
2	ACHY BREAKY ARK	2	0.8m	0.0m (0)	0.0m (0)	2:04.56	27.10s	29.76s
8	KEAYANG JIGSAW	3	2.7m	12.8m (0)	12.4m (1)	2:04.71	27.10s	28.98s
1	DIEING ART	4	4.4m	4.2m (0)	4.0m (0)	2:04.84	27.08s	29.73s
10	NUGGET ROGERS	5	4.5m	6.8m (1)	5.6m (2)	2:04.85	27.02s	29.62s
6	IM ALRITE	6	7.8m	14.8m (1)	16.2m (2)	2:05.11	27.23s	29.08s
4	SAVEEON	7	12.9m	10.8m (1)	10.8m (2)	2:05.50	27.09s	29.86s
7	SARA TA SLOY	8	14.3m	17.0m (0)	17.2m (0)	2:05.61	27.12s	29.49s
9	ULTIMATE GLADIATOR	9	15.0m	8.8m (0)	8.7m (0)	2:05.67	27.07s	30.17s
5	WAVES OF CHANCE	10	86.8m	35.0m (0)	55.0m (0)	2:11.26	28.41s	32.05s

Finish Position and metres gained

First Arrow shows distance gain/loss from 2nd Qtr to 3rd Qtr, Second Arrow shows distance gain/loss from 3rd Qtr to Finish
Blue arrow indicates best gain in these quarters.



Wagga Riverina Race 8 Distance 1740m

Friday, 16 January 2026



Gross Time: 2:06.70 MileRate: 1:57.10 LeadTime: 8.70s First Qtr: 30.40s Second Qtr: 32.00s Third Qtr: 28.10s Fourth Qtr: 27.50s

DATA TABLE: 800 / 400 Posi's are position from leader and (how wide the horse was at that position)

No	Horse	Plc	Mar	800 Posi	400 Posi	Time	3rd Qtr	4th Qt
2	VIEW THE ART	1	0.0m	6.6m (1)	5.2m (1)	2:06.70	28.00s	27.14s
3	BUBBY TO BASE	2	2.3m	2.6m (1)	1.2m (1)	2:06.87	28.00s	27.58s
1	TEST OF FIRE	3	3.6m	0.0m (0)	0.0m (0)	2:06.96	28.10s	27.75s
4	YUKON BE SERIOUS	4	4.4m	15.2m (1)	14.2m (1)	2:07.02	28.02s	26.83s
10	MISTER BLUECHIP	5	5.0m	10.6m (1)	9.2m (1)	2:07.06	28.00s	27.21s
5	HEAVENS BADGIRL	6	5.6m	19.2m (1)	16.0m (2)	2:07.11	27.87s	26.79s
6	JOETOMO	7	6.2m	4.0m (0)	4.2m (0)	2:07.15	28.12s	27.64s
7	CARLO GAMBINO	8	8.1m	12.4m (0)	14.8m (0)	2:07.29	28.26s	27.04s
8	NO ALIBI	9	12.4m	16.4m (0)	19.0m (0)	2:07.60	28.27s	27.05s
9	LETTYS REASON	10	22.0m	8.4m (0)	10.8m (0)	2:08.29	28.27s	28.27s

Finish Position and metres gained

First Arrow shows distance gain/loss from 2nd Qtr to 3rd Qtr, Second Arrow shows distance gain/loss from 3rd Qtr to Finish
Blue arrow indicates best gain in these quarters.



800

Visual positions in race at 2nd Quarter



400

Visual positions in race at 3rd Quarter

