

Menangle Race 1 Distance 1609m

Saturday, 17 January 2026


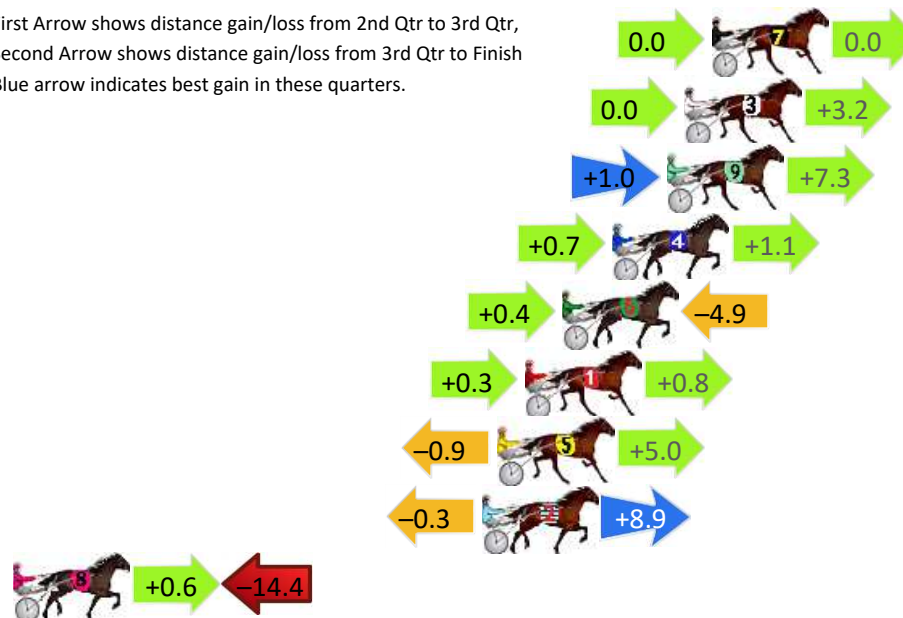
Gross Time: 1:56.80 MileRate: 1:56.80 LeadTime: 0.00s First Qtr: 26.90s Second Qtr: 33.60s Third Qtr: 29.80s Fourth Qtr: 26.50s

DATA TABLE: 800 / 400 Posi's are position from leader and (how wide the horse was at that position)

No	Horse	Plc	Mar	800 Posi	400 Posi	Time	3rd Qtr	4th Qt
7	ERUPT STRIDE	1	0.0m	0.0m (0)	0.0m (0)	1:56.80	29.80s	26.50s
3	JALANEEL	2	1.1m	4.3m (0)	4.3m (0)	1:56.88	29.78s	26.28s
9	PRECISE	3	1.8m	10.1m (1)	9.1m (1)	1:56.93	29.69s	25.99s
4	LETS TURN IT ON	4	4.0m	5.8m (1)	5.1m (1)	1:57.08	29.73s	26.43s
6	MIKI COHEN	5	6.0m	1.5m (1)	1.1m (1)	1:57.22	29.77s	26.85s
1	OUTSIDE FIGHTER	6	7.5m	8.6m (0)	8.3m (0)	1:57.32	29.74s	26.44s
5	TUKAHA	7	8.6m	12.7m (0)	13.6m (1)	1:57.40	29.81s	26.15s
2	CASH AND BLING	8	9.2m	17.8m (0)	18.1m (2)	1:57.44	29.75s	25.87s
8	LIGHT ME UP	9	28.2m	14.4m (1)	13.8m (2)	1:58.77	29.70s	27.50s

Finish Position and metres gained

First Arrow shows distance gain/loss from 2nd Qtr to 3rd Qtr,
Second Arrow shows distance gain/loss from 3rd Qtr to Finish
Blue arrow indicates best gain in these quarters.



800

Visual positions in race at 2nd Quarter



400

Visual positions in race at 3rd Quarter



Menangle Race 2 Distance 1609m

Saturday, 17 January 2026

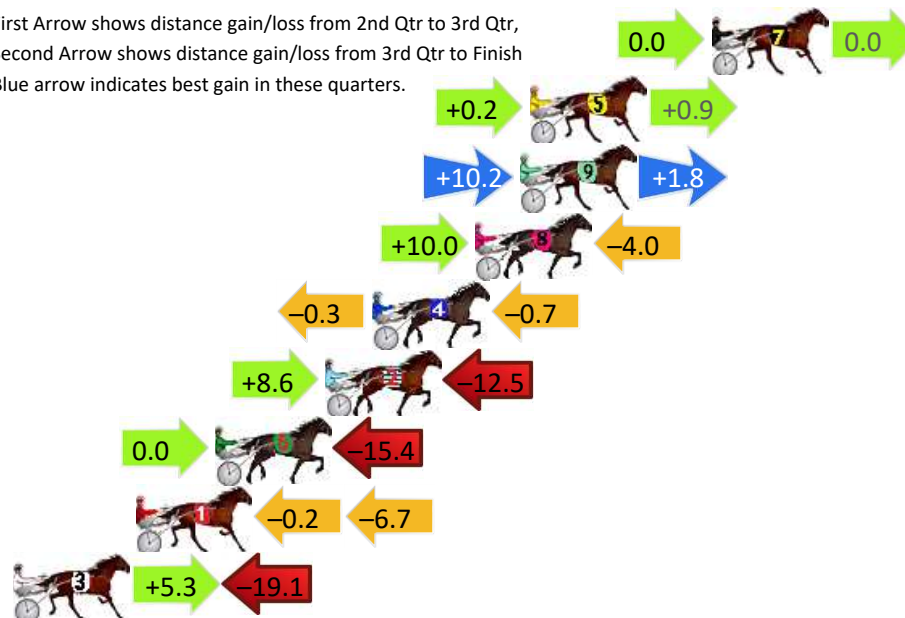
Gross Time: 1:51.70 MileRate: 1:51.70 LeadTime: 0.00s First Qtr: 26.00s Second Qtr: 28.80s Third Qtr: 30.20s Fourth Qtr: 26.70s

DATA TABLE: 800 / 400 Posi's are position from leader and (how wide the horse was at that position)

NoHorse	Plc	Mar	800 Posi	400 Posi	Time	3rd Qtr	4th Qt
7 CLASSIC ELEGANCE	1	0.0m	0.0m (0)	0.0m (0)	1:51.70	30.20s	26.70s
5 IDEAL IN DREAMS	2	7.3m	8.4m (0)	8.2m (0)	1:52.21	30.18s	26.63s
9 MISSAUDACIOUS	3	7.7m	19.7m (1)	9.5m (2)	1:52.24	29.46s	26.57s
8 SALLY BIGTIME	4	9.5m	15.5m (1)	5.5m (2)	1:52.37	29.48s	26.98s
4 DESTINY STRIDE	5	13.6m	12.6m (0)	12.9m (1)	1:52.66	30.21s	26.74s
2 TISBURY ROCKS	6	15.5m	11.6m (1)	3.0m (1)	1:52.79	29.59s	27.58s
6 GOODTIME LIBBY	7	19.9m	4.5m (0)	4.5m (0)	1:53.10	30.20s	27.78s
1 CHARLIES ACE	8	23.1m	16.2m (0)	16.4m (0)	1:53.33	30.20s	27.17s
3 FREEDOM ART	9	33.9m	20.1m (0)	14.8m (2)	1:54.09	29.81s	28.04s

Finish Position and metres gained

First Arrow shows distance gain/loss from 2nd Qtr to 3rd Qtr,
Second Arrow shows distance gain/loss from 3rd Qtr to Finish
Blue arrow indicates best gain in these quarters.



800

Visual positions in race at 2nd Quarter



400

Visual positions in race at 3rd Quarter



Powered by



Harness Analyser

Sectional Analysis Software

Not just form | Free Trial

www.facebook.com/PJHarnessRacing



RISE Digital, Harness Racing Australia nor the provider accepts any responsibility for the completeness or accuracy of any of the information contained herein, and makes no representations about its suitability for any particular purpose. Users should make their own judgements about those matters and/or seek independent advice. You assume all risks associated with use of data provided on this page

Menangle Race 3 Distance 1609m

Saturday, 17 January 2026

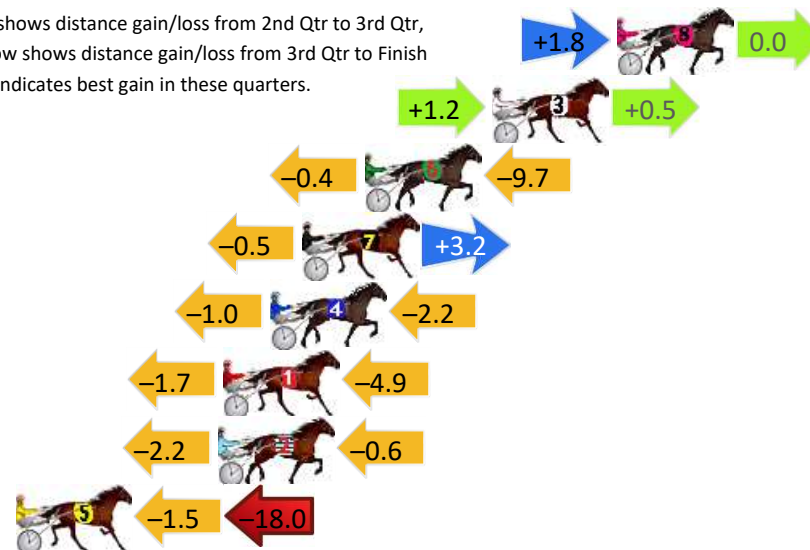
Gross Time: 1:52.20 MileRate: 1:52.20 LeadTime: 0.00s First Qtr: 26.80s Second Qtr: 29.50s Third Qtr: 28.10s Fourth Qtr: 27.80s

DATA TABLE: 800 / 400 Posi's are position from leader and (how wide the horse was at that position)

NoHorse	Plc	Mar	800 Posi	400 Posi	Time	3rd Qtr	4th Qt
8 OOGA CHAKA	1	0.0m	1.8m (1)	0.0m (1)	1:52.20	27.97s	27.80s
3 GUILTY PARTY	2	5.0m	6.7m (1)	5.5m (1)	1:52.57	28.01s	27.79s
6 BARTELLO	3	10.1m	0.0m (0)	0.4m (0)	1:52.94	28.13s	28.51s
7 SIREN SEA	4	12.6m	15.3m (1)	15.8m (2)	1:53.12	28.13s	27.63s
4 VINKE B	5	13.9m	10.7m (1)	11.7m (2)	1:53.22	28.17s	28.00s
1 PLAYA BLANCA	6	15.8m	9.2m (0)	10.9m (1)	1:53.36	28.22s	28.20s
2 ONE FOR THE RODI	7	16.0m	13.2m (0)	15.4m (0)	1:53.37	28.25s	27.90s
5 SET UP	8	24.1m	4.6m (0)	6.1m (0)	1:53.96	28.21s	29.14s


Finish Position and metres gained

First Arrow shows distance gain/loss from 2nd Qtr to 3rd Qtr,
Second Arrow shows distance gain/loss from 3rd Qtr to Finish
Blue arrow indicates best gain in these quarters.



800

Visual positions in race at 2nd Quarter



400

Visual positions in race at 3rd Quarter



Powered by



Harness Analyser

Sectional Analysis Software

Not just form | Free Trial

www.facebook.com/PJHarnessRacing



RISE Digital, Harness Racing Australia nor the provider accepts any responsibility for the completeness or accuracy of any of the information contained herein, and makes no representations about its suitability for any particular purpose. Users should make their own judgements about those matters and/or seek independent advice. You assume all risks associated with use of data provided on this page

Menangle Race 4 Distance 1609m

Saturday, 17 January 2026

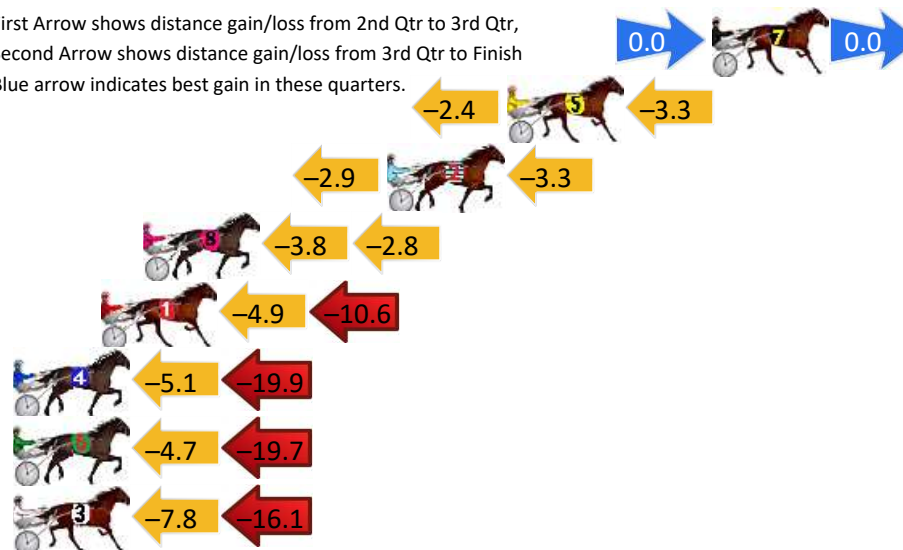
Gross Time: 1:52.40 MileRate: 1:52.40 LeadTime: 0.00s First Qtr: 27.70s Second Qtr: 30.20s Third Qtr: 27.60s Fourth Qtr: 26.90s

DATA TABLE: 800 / 400 Posi's are position from leader and (how wide the horse was at that position)

NoHorse	Plc	Mar	800 Posi	400 Posi	Time	3rd Qtr	4th Qt
7 HUGO MAGUIRE	1	0.0m	0.0m (0)	0.0m (0)	1:52.40	27.60s	26.90s
5 MONTEFIORE	2	8.2m	2.5m (1)	4.9m (1)	1:52.98	27.77s	27.15s
2 ROCLEA IMAGE	3	13.0m	6.8m (1)	9.7m (1)	1:53.32	27.79s	27.17s
8 STORMTIDE	4	22.8m	16.2m (1)	20.0m (1)	1:54.02	27.85s	27.16s
1 MCWIZARD	5	24.5m	9.0m (0)	13.9m (0)	1:54.14	27.92s	27.70s
4 ROMANEE	6	29.4m	4.4m (0)	9.5m (0)	1:54.48	27.94s	28.34s
6 HOLY CAMP DILLON	7	35.9m	11.5m (1)	16.2m (1)	1:54.94	27.91s	28.35s
3 SPIRIT OF ARION	8	38.5m	14.6m (0)	22.4m (0)	1:55.13	28.12s	28.11s

Finish Position and metres gained

First Arrow shows distance gain/loss from 2nd Qtr to 3rd Qtr,
Second Arrow shows distance gain/loss from 3rd Qtr to Finish
Blue arrow indicates best gain in these quarters.



800

Visual positions in race at 2nd Quarter



400

Visual positions in race at 3rd Quarter



Menangle Race 5 Distance 2300m

Saturday, 17 January 2026




Gross Time: 2:43.70 MileRate: 1:54.50 LeadTime: 49.20s First Qtr: 28.70s Second Qtr: 29.10s Third Qtr: 28.70s Fourth Qtr: 28.00s

DATA TABLE: 800 / 400 Posi's are position from leader and (how wide the horse was at that position)

No	Horse	Plc	Mar	800 Posi	400 Posi	Time	3rd Qtr	4th Qt
10	SWAYZEE	1	0.0m	0.0m (0)	0.0m (0)	2:43.70	28.70s	28.00s
9	UBETCHA TIGERPIE	2	7.1m	18.5m (0)	14.7m (1)	2:44.22	28.41s	27.49s
3	HELLUVA	3	10.0m	9.8m (0)	8.0m (0)	2:44.44	28.56s	28.18s
4	UNFAZED	4	22.1m	27.2m (0)	25.7m (1)	2:45.33	28.57s	27.81s
5	PERFECT STRIDE	5	22.7m	31.7m (0)	20.1m (1)	2:45.37	27.85s	28.26s
6	WHERE'S THE GOLD	6	24.5m	5.6m (0)	4.0m (0)	2:45.50	28.58s	29.52s
7	PETES SAID SO	7	26.3m	35.9m (0)	25.9m (2)	2:45.64	27.97s	28.11s
2	I BREAK THE LINE	8	33.7m	14.0m (0)	13.1m (0)	2:46.18	28.62s	29.56s
8	JAY OK	9	34.9m	39.8m (0)	29.9m (2)	2:46.27	27.97s	28.46s
1	CAULONIA COURAGE	10	51.3m	23.3m (0)	20.4m (0)	2:47.48	28.48s	30.34s

Finish Position and metres gained

First Arrow shows distance gain/loss from 2nd Qtr to 3rd Qtr,
Second Arrow shows distance gain/loss from 3rd Qtr to Finish
Blue arrow indicates best gain in these quarters.



Menangle Race 6 Distance 1609m

Saturday, 17 January 2026

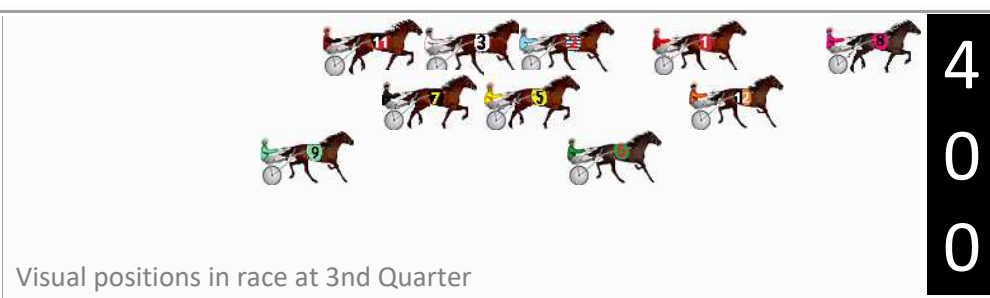


Gross Time: 1:52.90 MileRate: 1:52.90 LeadTime: 0.00s First Qtr: 28.50s Second Qtr: 29.40s Third Qtr: 28.20s Fourth Qtr: 26.80s

DATA TABLE: 800 / 400 Posi's are position from leader and (how wide the horse was at that position)

NoHorse	Plc	Mar	800 Posi	400 Posi	Time	3rd Qtr	4th Qt
8 CAPTAINS MISTRESS	1	0.0m	0.0m (0)	0.0m (0)	1:52.90	28.20s	26.80s
1 STILL ROLLIN	2	18.2m	4.6m (0)	7.0m (0)	1:54.19	28.36s	27.61s
12 DEMON BLUE	3	18.6m	3.3m (1)	5.5m (1)	1:54.21	28.35s	27.74s
5 THALASSOPHOBIA	4	18.6m	11.8m (1)	13.7m (1)	1:54.21	28.31s	27.18s
6 RAGING WHITEBAIT	5	21.2m	7.5m (1)	10.4m (2)	1:54.40	28.38s	27.59s
2 BUSINESS IN HEAVEN	6	21.6m	9.1m (0)	12.3m (0)	1:54.43	28.40s	27.49s
7 FLYING COLOURS	7	21.8m	16.1m (1)	17.8m (1)	1:54.44	28.29s	27.13s
9 PABLO ROCKS	8	23.0m	22.7m (1)	22.7m (2)	1:54.52	28.16s	26.88s
11 WHILEMENA RITA	9	23.6m	17.7m (0)	20.2m (0)	1:54.57	28.34s	27.09s
3 TIGER PRINCE	10	24.3m	13.1m (0)	16.1m (0)	1:54.62	28.38s	27.42s

Finish Position and metres gained

First Arrow shows distance gain/loss from 2nd Qtr to 3rd Qtr,
Second Arrow shows distance gain/loss from 3rd Qtr to Finish
Blue arrow indicates best gain in these quarters



Menangle Race 7 Distance 1609m

Saturday, 17 January 2026

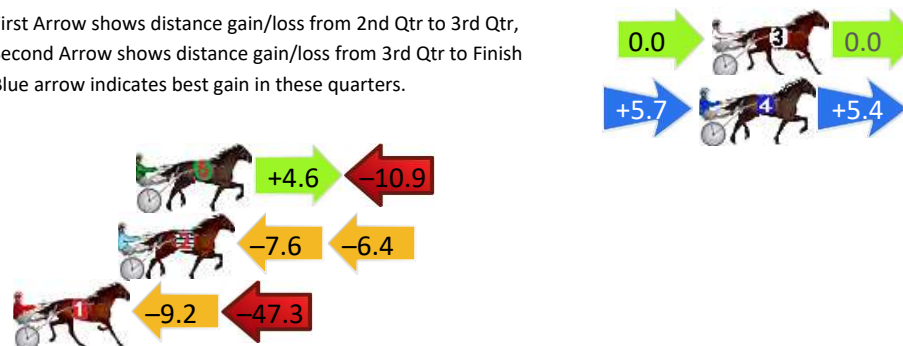
Gross Time: 1:55.90 MileRate: 1:55.90 LeadTime: 0.00s First Qtr: 29.60s Second Qtr: 30.10s Third Qtr: 28.00s Fourth Qtr: 28.20s

DATA TABLE: 800 / 400 Posi's are position from leader and (how wide the horse was at that position)

NoHorse	Plc	Mar	800 Posi	400 Posi	Time	3rd Qtr	4th Qt
3 BLAZING HIGH	1	0.0m	0.0m (0)	0.0m (0)	1:55.90	28.00s	28.20s
4 BENJAMIN	2	0.5m	11.6m (1)	5.9m (1)	1:55.94	27.61s	27.82s
6 HUNTER STRIDE	3	23.1m	16.8m (1)	12.2m (1)	1:57.61	27.69s	29.06s
2 CALZAGHE	4	23.8m	9.8m (0)	17.4m (1)	1:57.66	28.53s	28.75s
1 EYES OFF TIGER	5	61.1m	4.6m (0)	13.8m (0)	2:00.43	28.64s	31.77s

Finish Position and metres gained

First Arrow shows distance gain/loss from 2nd Qtr to 3rd Qtr,
Second Arrow shows distance gain/loss from 3rd Qtr to Finish
Blue arrow indicates best gain in these quarters.



800

Visual positions in race at 2nd Quarter



400

Visual positions in race at 3rd Quarter



Powered by



Harness Analyser

Sectional Analysis Software

Not just form | Free Trial

www.facebook.com/PJHarnessRacing



RISE Digital, Harness Racing Australia nor the provider accepts any responsibility for the completeness or accuracy of any of the information contained herein, and makes no representations about its suitability for any particular purpose. Users should make their own judgements about those matters and/or seek independent advice. You assume all risks associated with use of data provided on this page

Menangle Race 8 Distance 1609m

Saturday, 17 January 2026

Gross Time: 1:59.10 MileRate: 1:59.10 LeadTime: 0.00s First Qtr: 29.40s Second Qtr: 30.90s Third Qtr: 30.50s Fourth Qtr: 28.30s

DATA TABLE: 800 / 400 Posi's are position from leader and (how wide the horse was at that position)

NoHorse	Plc	Mar	800 Posi	400 Posi	Time	3rd Qtr	4th Qt
6 CONSTANTINOPLE	1	0.0m	0.0m (0)	0.0m (0)	1:59.10	30.50s	28.30s
4 RAKERO BLAZE	2	6.6m	9.2m (0)	10.4m (0)	1:59.59	30.56s	28.03s
3 SUNNY GEE	3	7.2m	4.8m (0)	5.5m (0)	1:59.64	30.54s	28.44s
2 FIVE OCLOCK GERRY	4	27.9m	13.7m (0)	14.2m (0)	2:01.17	30.50s	29.33s
1 AFFAIRE DE COVER	5	35.3m	17.9m (0)	19.2m (0)	2:01.72	30.54s	29.52s
5 EL RESAMO	6	52.8m	34.8m (0)	42.7m (0)	2:03.03	30.98s	29.11s

Finish Position and metres gained

First Arrow shows distance gain/loss from 2nd Qtr to 3rd Qtr,
Second Arrow shows distance gain/loss from 3rd Qtr to Finish
Blue arrow indicates best gain in these quarters.

