

Junee Race 1 Distance 1760m

Monday, 19 January 2026


Gross Time: 2:11.60 MileRate: 2:00.40 LeadTime: 11.30s First Qtr: 30.70s Second Qtr: 30.20s Third Qtr: 29.40s Fourth Qtr: 30.00s

DATA TABLE: 800 / 400 Posi's are position from leader and (how wide the horse was at that position)

NoHorse	Plc	Mar	800 Posi	400 Posi	Time	3rd Qtr	4th Qt
8 WHEN TO WALKAWAY	1	0.0m	5.6m (1)	2.4m (2)	2:11.60	29.17s	29.82s
3 JUST GO JOE	2	0.1m	0.0m (0)	0.0m (0)	2:11.61	29.40s	30.01s
7 BACKPADDOCKJACK	3	2.1m	8.8m (0)	9.6m (1)	2:11.77	29.46s	29.44s
6 CAPTAIN DEEJAY	4	4.4m	19.6m (1)	13.6m (2)	2:11.95	28.96s	29.31s
9 ITZ BAD	5	6.0m	15.6m (1)	20.4m (2)	2:12.07	29.77s	28.93s
10 HAITCH VEE TEE	6	8.1m	14.2m (0)	15.0m (0)	2:12.24	29.46s	29.49s
1 COLLECT A STARR	7	10.0m	4.4m (0)	7.2m (0)	2:12.39	29.60s	30.21s
4 BARKWAY THOMAS	8	11.2m	18.4m (0)	19.2m (0)	2:12.48	29.47s	29.40s
2 SECRET LINE	9	22.7m	1.4m (1)	5.4m (1)	2:13.38	29.68s	31.29s
5 CEE WHOS BETTOR	10	77.8m	11.4m (1)	18.8m (1)	2:17.71	29.90s	34.40s

Finish Position and metres gained

First Arrow shows distance gain/loss from 2nd Qtr to 3rd Qtr, Second Arrow shows distance gain/loss from 3rd Qtr to Finish Blue arrow indicates best gain in these quarters.



800

Visual positions in race at 2nd Quarter



400

Visual positions in race at 3rd Quarter



Powered by



Harness Analyser

Sectional Analysis Software

Not just form | Free Trial

www.facebook.com/PJHarnessRacing



RISE Digital, Harness Racing Australia nor the provider accepts any responsibility for the completeness or accuracy of any of the information contained herein, and makes no representations about its suitability for any particular purpose. Users should make their own judgements about those matters and/or seek independent advice. You assume all risks associated with use of data provided on this page

Junee Race 2 Distance 1760m

Monday, 19 January 2026

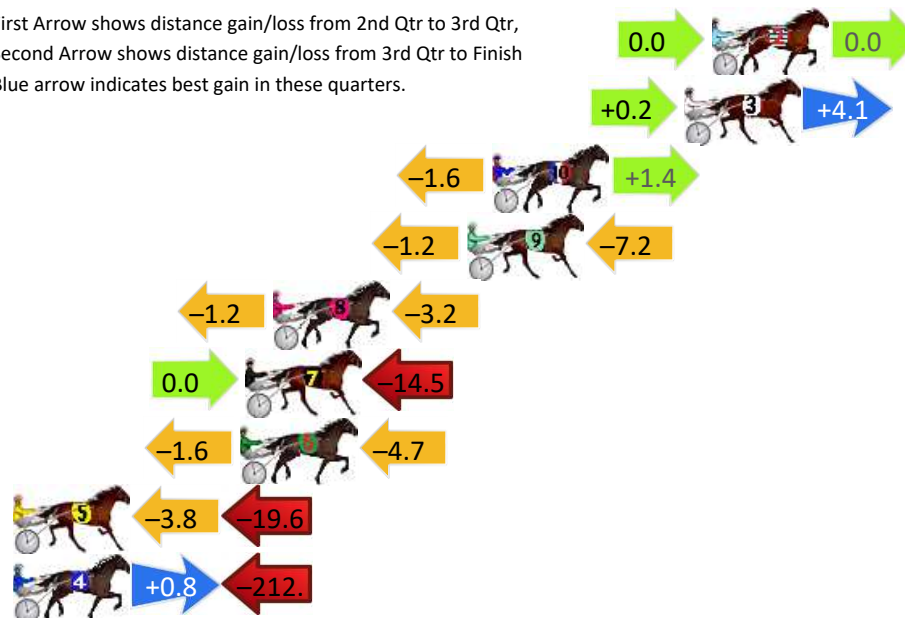
Gross Time: 2:13.00 MileRate: 2:01.60 LeadTime: 11.00s First Qtr: 31.60s Second Qtr: 32.20s Third Qtr: 29.80s Fourth Qtr: 28.40s

DATA TABLE: 800 / 400 Posi's are position from leader and (how wide the horse was at that position)

No	Horse	Plc	Mar	800 Posi	400 Posi	Time	3rd Qtr	4th Qt
2	VALENTINI	1	0.0m	0.0m (0)	0.0m (0)	2:13.00	29.80s	28.40s
3	BETTES BLUE VIOLET	2	1.1m	5.4m (1)	5.2m (2)	2:13.08	29.78s	28.11s
10	CORZAN DRAMA	3	8.8m	8.6m (0)	10.2m (1)	2:13.66	29.91s	28.30s
9	ORAMA	4	9.8m	1.4m (1)	2.6m (1)	2:13.73	29.90s	28.91s
8	BOLANALONG	5	17.6m	13.2m (1)	14.4m (1)	2:14.31	29.89s	28.63s
7	LESSISMORE	6	18.7m	4.2m (0)	4.2m (0)	2:14.40	29.83s	29.42s
6	RACING WRITER	7	18.9m	12.6m (0)	14.2m (0)	2:14.41	29.92s	28.73s
5	OUT YONDA	8	41.6m	18.2m (0)	22.0m (0)	2:16.10	30.11s	29.78s
4	SHAKEN SANDS	9	220.9m	9.2m (1)	8.4m (3)	2:29.48	30.11s	43.40s


Finish Position and metres gained

First Arrow shows distance gain/loss from 2nd Qtr to 3rd Qtr,
Second Arrow shows distance gain/loss from 3rd Qtr to Finish
Blue arrow indicates best gain in these quarters.



800

Visual positions in race at 2nd Quarter



400

Visual positions in race at 3rd Quarter

Junee Race 3 Distance 1760m

Monday, 19 January 2026

Gross Time: 2:10.50

MileRate: 1:59.30

LeadTime: 11.30s

First Qtr: 30.50s

Second Qtr: 29.90s

Third Qtr: 28.70s


Fourth Qtr: 30.10s

DATA TABLE: 800 / 400 Posi's are position from leader and (how wide the horse was at that position)

NoHorse	Plc	Mar	800 Posi	400 Posi	Time	3rd Qtr	4th Qt
5 SHEER VITALITY	1	0.0m	0.0m (0)	0.0m (0)	2:10.50	28.70s	30.10s
1 ROCKNROLL GRACE	2	33.5m	4.4m (0)	11.0m (0)	2:13.14	29.14s	31.78s
7 SOPHIES SCOOTER	3	38.6m	8.4m (0)	18.0m (0)	2:13.54	29.37s	31.64s
6 SPREAD THE FEAR	4	39.6m	3.6m (1)	19.8m (1)	2:13.62	29.85s	31.58s
4 ONE STUNIN MELODY	5	39.8m	22.4m (0)	38.0m (1)	2:13.64	29.84s	30.23s
8 TWO BLUES BLING	6	40.6m	8.0m (1)	21.2m (2)	2:13.70	29.63s	31.55s
2 STAR CONNECTION	7	44.4m	13.8m (0)	25.4m (0)	2:14.00	29.51s	31.52s
9 ULTIMATE EGO	8	45.1m	13.6m (1)	25.2m (1)	2:14.06	29.51s	31.59s
3 HEAVENS GOTTA WAIT	9	48.3m	20.8m (1)	28.0m (2)	2:14.31	29.19s	31.62s
10 KEAYANG LADYBUG	10	66.5m	18.0m (0)	32.4m (0)	2:15.74	29.69s	32.65s

Finish Position and metres gained

First Arrow shows distance gain/loss from 2nd Qtr to 3rd Qtr,
Second Arrow shows distance gain/loss from 3rd Qtr to Finish
Blue arrow indicates best gain in these quarters.



Visual positions in race at 2nd Quarter



Visual positions in race at 3rd Quarter



Powered by



Harness Analyser

Sectional Analysis Software

Not just form | Free Trial

www.facebook.com/PJHarnessRacing



RISE Digital, Harness Racing Australia nor the provider accepts any responsibility for the completeness or accuracy of any of the information contained herein, and makes no representations about its suitability for any particular purpose. Users should make their own judgements about those matters and/or seek independent advice. You assume all risks associated with use of data provided on this page

Junee Race 4 Distance 2170m

Monday, 19 January 2026

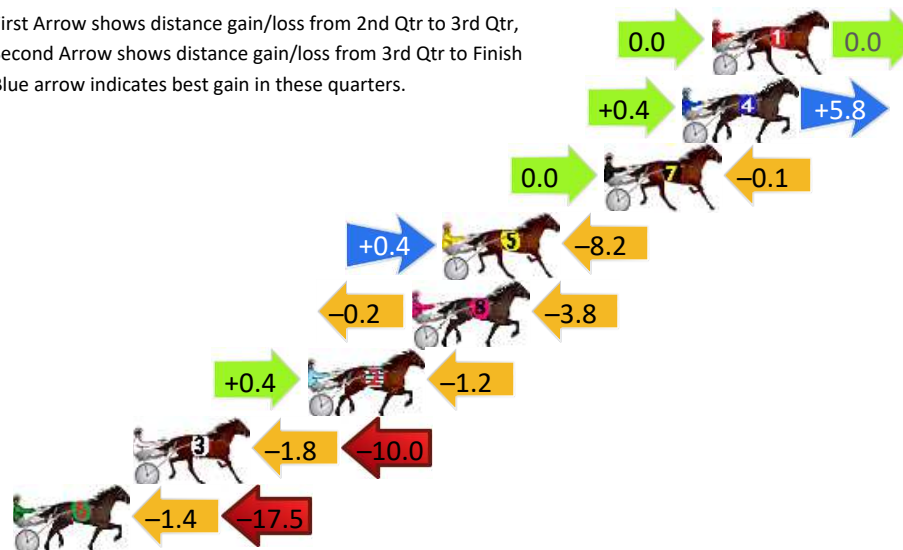
Gross Time: 2:43.30 MileRate: 2:01.10 LeadTime: 42.50s First Qtr: 31.50s Second Qtr: 30.40s Third Qtr: 29.90s Fourth Qtr: 29.00s

DATA TABLE: 800 / 400 Posi's are position from leader and (how wide the horse was at that position)

NoHorse	Plc	Mar	800 Posi	400 Posi	Time	3rd Qtr	4th Qt
1 SMOKIN POCKET	1	0.0m	0.0m (0)	0.0m (0)	2:43.30	29.90s	29.00s
4 NEEDBEE	2	1.2m	7.4m (1)	7.0m (1)	2:43.39	29.86s	28.58s
7 MASTER GOUDA	3	4.3m	4.2m (0)	4.2m (0)	2:43.63	29.90s	29.01s
5 THANKS BE TO GOD	4	10.8m	3.0m (1)	2.6m (1)	2:44.12	29.88s	29.59s
8 SWEDISH MEATBALLS	5	12.0m	8.0m (0)	8.2m (0)	2:44.21	29.92s	29.27s
2 ALWAYSATTHEBEACH	6	16.2m	15.4m (1)	15.0m (2)	2:44.53	29.87s	29.09s
3 MODERN SHEEN	7	23.2m	11.4m (1)	13.2m (1)	2:45.07	30.04s	29.72s
6 PIRANI PRINCESS	8	31.1m	12.2m (0)	13.6m (0)	2:45.67	30.02s	30.26s


Finish Position and metres gained

First Arrow shows distance gain/loss from 2nd Qtr to 3rd Qtr,
Second Arrow shows distance gain/loss from 3rd Qtr to Finish
Blue arrow indicates best gain in these quarters.



800

Visual positions in race at 2nd Quarter



400

Visual positions in race at 3rd Quarter



Powered by



Harness Analyser

Sectional Analysis Software

Not just form | Free Trial

www.facebook.com/PJHarnessRacing



RISE Digital, Harness Racing Australia nor the provider accepts any responsibility for the completeness or accuracy of any of the information contained herein, and makes no representations about its suitability for any particular purpose. Users should make their own judgements about those matters and/or seek independent advice. You assume all risks associated with use of data provided on this page

Junee Race 5 Distance 1760m

Monday, 19 January 2026



Gross Time: 2:13.40 MileRate: 2:02.00 LeadTime: 11.60s First Qtr: 29.90s Second Qtr: 30.80s Third Qtr: 30.60s Fourth Qtr: 30.50s

DATA TABLE: 800 / 400 Posi's are position from leader and (how wide the horse was at that position)

NoHorse	Plc	Mar	800 Posi	400 Posi	Time	3rd Qtr	4th Qt
4 RETURN SERVE	1	0.0m	4.2m (0)	4.0m (0)	2:13.40	30.58s	30.20s
7 SERGEANT STRINGER	2	1.1m	8.2m (0)	8.2m (0)	2:13.49	30.60s	29.96s
9 JILLIBY SAFFRON	3	5.5m	8.2m (2)	11.8m (2)	2:13.84	30.87s	30.02s
8 HES A TERROR	4	10.2m	3.6m (2)	7.4m (2)	2:14.21	30.89s	30.71s
1 NIFTY SCHOOBEE	5	10.9m	0.4m (0)	0.0m (0)	2:14.27	30.57s	31.33s
5 GEOFFREY BEE	6	16.4m	4.2m (1)	7.8m (1)	2:14.71	30.87s	31.15s
10 SPRING DELIGHT	7	16.7m	13.4m (2)	13.6m (3)	2:14.73	30.62s	30.74s
6 EMIKO	8	16.8m	16.6m (0)	12.8m (0)	2:14.74	30.31s	30.80s
3 BURTON	9	20.7m	9.0m (1)	12.2m (1)	2:15.05	30.84s	31.14s
2 OAK RIDGE	10	42.2m	0.0m (1)	3.8m (1)	2:16.77	30.89s	33.41s

Finish Position and metres gained

First Arrow shows distance gain/loss from 2nd Qtr to 3rd Qtr,
Second Arrow shows distance gain/loss from 3rd Qtr to Finish
Blue arrow indicates best gain in these quarters.



800

Visual positions in race at 2nd Quarter



400

Visual positions in race at 3rd Quarter



Powered by



Harness Analyser

Sectional Analysis Software

Not just form | Free Trial

www.facebook.com/PJHarnessRacing



RISE Digital, Harness Racing Australia nor the provider accepts any responsibility for the completeness or accuracy of any of the information contained herein, and makes no representations about its suitability for any particular purpose. Users should make their own judgements about those matters and/or seek independent advice. You assume all risks associated with use of data provided on this page

Junee Race 6 Distance 1760m

Monday, 19 January 2026


Gross Time: 2:12.60 MileRate: 2:01.20 LeadTime: 11.30s First Qtr: 30.90s Second Qtr: 31.30s Third Qtr: 29.90s Fourth Qtr: 29.20s

DATA TABLE: 800 / 400 Posi's are position from leader and (how wide the horse was at that position)

No	Horse	Plc	Mar	800 Posi	400 Posi	Time	3rd Qtr	4th Qt
5	CATCH THE SHARK	1	0.0m	3.0m (1)	0.0m (1)	2:12.60	29.68s	29.20s
7	CRIMSON ROCK	2	2.7m	8.6m (0)	10.8m (0)	2:12.81	30.05s	28.61s
1	NIXSUN	3	4.6m	4.2m (0)	5.4m (0)	2:12.95	29.99s	29.14s
4	OUR ULTIMATE BONNY	4	5.2m	7.0m (1)	4.4m (1)	2:13.00	29.71s	29.26s
3	ILLUSTRATION	5	8.0m	0.0m (0)	0.0m (0)	2:13.21	29.91s	29.78s
10	THATS THE ATTITUDE	6	12.2m	12.8m (0)	15.8m (0)	2:13.53	30.12s	28.94s
9	JOHNNYS BLUE	7	12.3m	18.4m (1)	16.8m (1)	2:13.54	29.78s	28.87s
2	THE LURKER	8	15.4m	11.2m (1)	11.0m (1)	2:13.78	29.89s	29.52s
6	PADDY MACH	9	15.6m	17.2m (0)	20.2m (0)	2:13.79	30.12s	28.87s
8	BONJORGE	10	18.7m	14.0m (2)	10.6m (2)	2:14.03	29.66s	29.79s


Finish Position and metres gained

First Arrow shows distance gain/loss from 2nd Qtr to 3rd Qtr,
Second Arrow shows distance gain/loss from 3rd Qtr to Finish
Blue arrow indicates best gain in these quarters.



800

Visual positions in race at 2nd Quarter



400

Visual positions in race at 3rd Quarter



Junee Race 7 Distance 1760m

Monday, 19 January 2026

Gross Time: 2:14.00 MileRate: 2:02.50 LeadTime: 10.80s First Qtr: 31.00s Second Qtr: 31.60s Third Qtr: 30.70s Fourth Qtr: 29.90s

DATA TABLE: 800 / 400 Posi's are position from leader and (how wide the horse was at that position)

NoHorse	Plc	Mar	800 Posi	400 Posi	Time	3rd Qtr	4th Qt
4 FLEXI BET	1	0.0m	0.0m (0)	0.0m (0)	2:14.00	30.70s	29.90s
1 ROCK QUEEN	2	0.4m	4.0m (0)	4.2m (0)	2:14.03	30.71s	29.62s
3 GOODTIME JAZZI	3	3.9m	6.0m (1)	4.8m (1)	2:14.31	30.61s	29.83s
2 JUNGLE SHARK	4	4.2m	1.6m (1)	0.4m (1)	2:14.33	30.61s	30.18s
5 SOKYS FALCON	5	4.8m	10.8m (1)	7.8m (2)	2:14.38	30.47s	29.68s
7 LITTLE COOL	6	9.3m	8.4m (0)	8.8m (0)	2:14.73	30.73s	29.94s
8 BIDGEE BABE	7	9.7m	15.0m (1)	13.0m (2)	2:14.76	30.55s	29.65s
6 BETTERTHANTHEBOYZ	8	12.5m	12.4m (0)	9.4m (1)	2:14.98	30.48s	30.13s
10 ALL SO SASSY	9	16.1m	19.2m (1)	17.6m (1)	2:15.26	30.58s	29.79s

Finish Position and metres gained

First Arrow shows distance gain/loss from 2nd Qtr to 3rd Qtr,
Second Arrow shows distance gain/loss from 3rd Qtr to Finish
Blue arrow indicates best gain in these quarters.



800

Visual positions in race at 2nd Quarter



400

Visual positions in race at 3rd Quarter



Powered by



Harness Analyser

Sectional Analysis Software

Not just form | Free Trial

www.facebook.com/PJHarnessRacing



RISE Digital, Harness Racing Australia nor the provider accepts any responsibility for the completeness or accuracy of any of the information contained herein, and makes no representations about its suitability for any particular purpose. Users should make their own judgements about those matters and/or seek independent advice. You assume all risks associated with use of data provided on this page

Junee Race 8 Distance 1760m

Monday, 19 January 2026


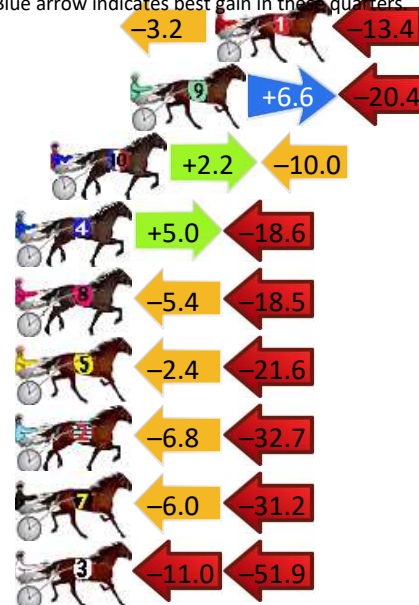
Gross Time: 2:14.40 MileRate: 2:02.90 LeadTime: 12.40s First Qtr: 30.60s Second Qtr: 31.00s Third Qtr: 30.30s Fourth Qtr: 30.10s

DATA TABLE: 800 / 400 Posi's are position from leader and (how wide the horse was at that position)

NoHorse	Plc	Mar	800 Posi	400 Posi	Time	3rd Qtr	4th Qt
6 FRENCH STREET	1	0.0m	0.0m (2)	0.0m (0)	2:14.40	30.30s	30.10s
1 BIG COOL	2	20.0m	3.4m (0)	6.6m (0)	2:15.98	30.54s	31.10s
9 ELLENS DELIGHT	3	23.4m	9.6m (1)	3.0m (1)	2:16.24	29.81s	31.63s
10 BIG MAURICE	4	26.6m	18.8m (2)	16.6m (2)	2:16.50	30.14s	30.85s
4 THROWDOWN HOEDOWN	5	28.2m	14.6m (1)	9.6m (2)	2:16.62	29.93s	31.49s
8 BAYRIDGE TOMMY	6	36.7m	12.8m (0)	18.2m (0)	2:17.29	30.71s	31.48s
5 JOLTED LOVER	7	41.0m	17.0m (0)	19.4m (1)	2:17.63	30.49s	31.72s
2 TATTS REASON	8	43.1m	3.6m (1)	10.4m (1)	2:17.80	30.82s	32.55s
7 SOCIAL STATUS	9	45.0m	7.8m (0)	13.8m (0)	2:17.95	30.76s	32.43s
3 IRISH SPEED	10	83.9m	21.0m (0)	32.0m (0)	2:21.01	31.14s	33.98s

Finish Position and metres gained

First Arrow shows distance gain/loss from 2nd Qtr to 3rd Qtr,
Second Arrow shows distance gain/loss from 3rd Qtr to Finish
Blue arrow indicates best gain in these quarters



Visual positions in race at 2nd Quarter



Visual positions in race at 3rd Quarter



Powered by



Harness Analyser

Sectional Analysis Software

Not just form | Free Trial

www.facebook.com/PJHarnessRacing



RISE Digital, Harness Racing Australia nor the provider accepts any responsibility for the completeness or accuracy of any of the information contained herein, and makes no representations about its suitability for any particular purpose. Users should make their own judgements about those matters and/or seek independent advice. You assume all risks associated with use of data provided on this page

Junee Race 9 Distance 1760m

Monday, 19 January 2026

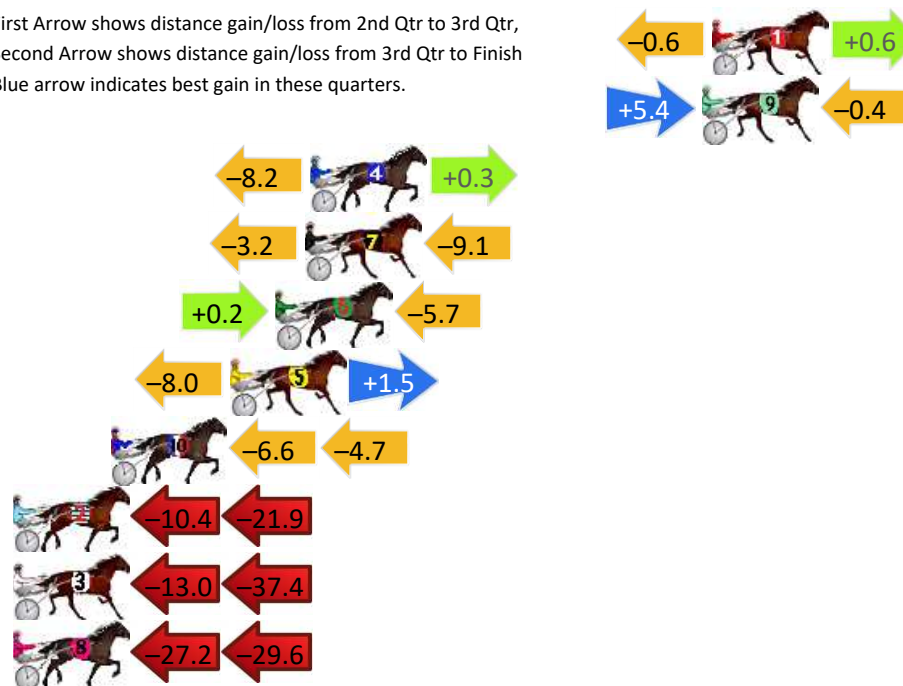
Gross Time: 2:15.40 MileRate: 2:03.80 LeadTime: 11.60s First Qtr: 31.10s Second Qtr: 31.70s Third Qtr: 30.60s Fourth Qtr: 30.40s

DATA TABLE: 800 / 400 Posi's are position from leader and (how wide the horse was at that position)

No	Horse	Plc	Mar	800 Posi	400 Posi	Time	3rd Qtr	4th Qt
1	OKTOLOVE	1	0.0m	0.0m (0)	0.6m (0)	2:15.40	30.65s	30.35s
9	NOTTADOUBT	2	0.4m	5.4m (2)	0.0m (1)	2:15.43	30.19s	30.43s
4	NO MORE PROMISES	3	16.1m	8.2m (0)	16.4m (0)	2:16.68	31.22s	30.38s
7	GLAMORS SYMBOL	4	16.3m	4.0m (0)	7.2m (0)	2:16.70	30.84s	31.09s
6	BLUES TERROR	5	17.5m	12.0m (0)	11.8m (0)	2:16.79	30.59s	30.83s
5	NAPOLI NIGHTS	6	19.3m	12.8m (1)	20.8m (2)	2:16.94	31.21s	30.29s
10	I LIKA STYLE	7	24.1m	12.8m (2)	19.4m (1)	2:17.32	31.10s	30.76s
2	NIFTY JOLT	8	37.1m	4.8m (1)	15.2m (2)	2:18.35	31.39s	32.06s
3	I AM THE TORNADO	9	51.2m	0.8m (1)	13.8m (1)	2:19.47	31.60s	33.23s
8	COMPLICATED	10	65.6m	8.8m (1)	36.0m (0)	2:20.62	32.67s	32.64s


Finish Position and metres gained

First Arrow shows distance gain/loss from 2nd Qtr to 3rd Qtr, Second Arrow shows distance gain/loss from 3rd Qtr to Finish. Blue arrow indicates best gain in these quarters.



800

Visual positions in race at 2nd Quarter



400

Visual positions in race at 3rd Quarter

