

Newcastle Race 1 Distance 1609m

Monday, 19 January 2026

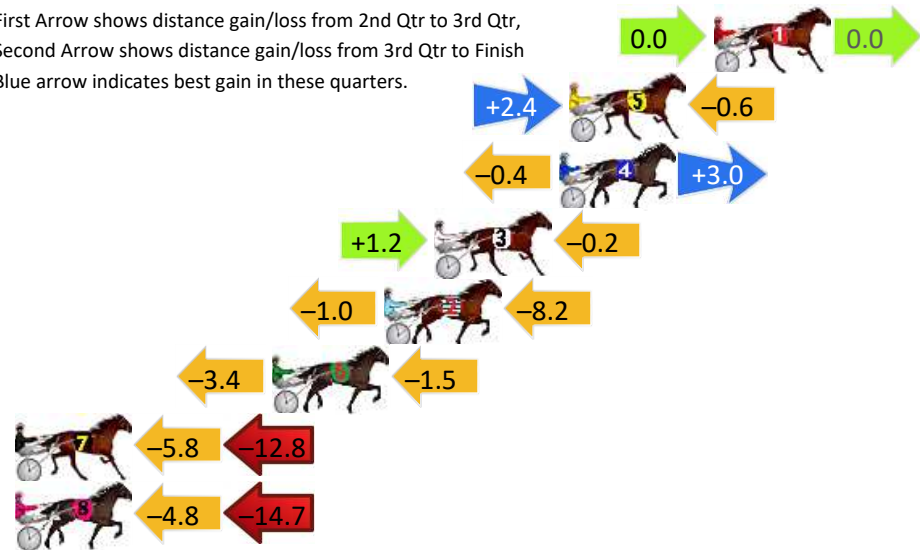
Gross Time: 1:56.70 MileRate: 1:56.70 LeadTime: 0.00s First Qtr: 28.00s Second Qtr: 30.90s Third Qtr: 28.10s Fourth Qtr: 29.70s

DATA TABLE: 800 / 400 Posi's are position from leader and (how wide the horse was at that position)

NoHorse	Plc	Mar	800 Posi	400 Posi	Time	3rd Qtr	4th Qt
1 BARRYS ROSE	1	0.0m	0.0m (0)	0.0m (0)	1:56.70	28.10s	29.70s
5 SLICK AND SUAVE	2	5.8m	7.6m (1)	5.2m (1)	1:57.15	27.93s	29.74s
4 EYES OFF TIGER	3	6.2m	8.8m (0)	9.2m (0)	1:57.18	28.13s	29.48s
3 RONNYS WATCHING	4	11.2m	12.2m (1)	11.0m (1)	1:57.57	28.01s	29.71s
2 SIYA	5	13.2m	4.0m (0)	5.0m (0)	1:57.73	28.16s	30.31s
6 MISS ADONIS	6	17.7m	12.8m (0)	16.2m (0)	1:58.08	28.34s	29.81s
7 SMOKING JOEY	7	34.6m	16.0m (1)	21.8m (1)	1:59.39	28.49s	30.65s
8 SZWANEN	8	36.1m	16.6m (0)	21.4m (0)	1:59.51	28.42s	30.79s

Finish Position and metres gained

First Arrow shows distance gain/loss from 2nd Qtr to 3rd Qtr,
Second Arrow shows distance gain/loss from 3rd Qtr to Finish
Blue arrow indicates best gain in these quarters.



800

Visual positions in race at 2nd Quarter



400

Visual positions in race at 3rd Quarter



Powered by



Harness Analyser

Sectional Analysis Software

Not just form | Free Trial

www.facebook.com/PJHarnessRacing



RISE Digital, Harness Racing Australia nor the provider accepts any responsibility for the completeness or accuracy of any of the information contained herein, and makes no representations about its suitability for any particular purpose. Users should make their own judgements about those matters and/or seek independent advice. You assume all risks associated with use of data provided on this page

Newcastle Race 2 Distance 1609m

Monday, 19 January 2026


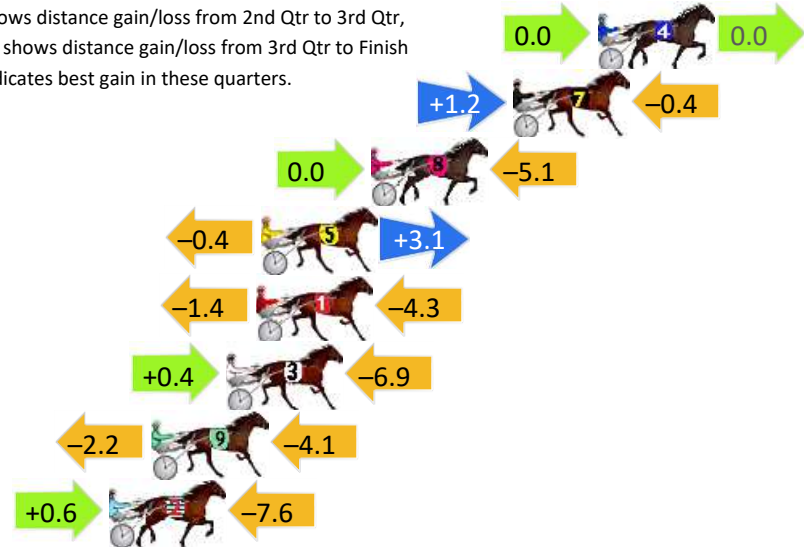
Gross Time: 1:57.80 MileRate: 1:57.80 LeadTime: 0.00s First Qtr: 28.00s Second Qtr: 31.50s Third Qtr: 29.40s Fourth Qtr: 28.90s

DATA TABLE: 800 / 400 Posi's are position from leader and (how wide the horse was at that position)

NoHorse	Plc	Mar	800 Posi	400 Posi	Time	3rd Qtr	4th Qt
4 BREXITT	1	0.0m	0.0m (0)	0.0m (0)	1:57.80	29.40s	28.90s
7 ROSES ARE BEST	2	3.4m	4.2m (1)	3.0m (1)	1:58.06	29.31s	28.93s
8 MACS TOMADO	3	9.1m	4.0m (0)	4.0m (0)	1:58.49	29.40s	29.27s
5 TACKAS PRINCESS	4	13.5m	16.2m (0)	16.6m (2)	1:58.82	29.43s	28.68s
1 ROCKNROLL TONY	5	13.7m	8.0m (0)	9.4m (0)	1:58.84	29.50s	29.21s
3 JIMMY STEEL	6	14.9m	8.4m (1)	8.0m (1)	1:58.93	29.38s	29.40s
9 WALLAROY BOY	7	17.9m	11.6m (0)	13.8m (0)	1:59.16	29.56s	29.19s
2 NOWORRIES	8	19.6m	12.6m (1)	12.0m (2)	1:59.29	29.36s	29.45s

Finish Position and metres gained

First Arrow shows distance gain/loss from 2nd Qtr to 3rd Qtr,
Second Arrow shows distance gain/loss from 3rd Qtr to Finish
Blue arrow indicates best gain in these quarters.



800

Visual positions in race at 2nd Quarter



400

Visual positions in race at 3rd Quarter



Powered by



Harness Analyser

Sectional Analysis Software

Not just form | Free Trial

www.facebook.com/PJHarnessRacing



RISE Digital, Harness Racing Australia nor the provider accepts any responsibility for the completeness or accuracy of any of the information contained herein, and makes no representations about its suitability for any particular purpose. Users should make their own judgements about those matters and/or seek independent advice. You assume all risks associated with use of data provided on this page

Newcastle Race 3 Distance 1609m

Monday, 19 January 2026


Gross Time: 1:56.50 MileRate: 1:56.50 LeadTime: 0.00s First Qtr: 27.30s Second Qtr: 30.60s Third Qtr: 28.90s Fourth Qtr: 29.70s

DATA TABLE: 800 / 400 Posi's are position from leader and (how wide the horse was at that position)

NoHorse	Plc	Mar	800 Posi	400 Posi	Time	3rd Qtr	4th Qt
5 PENURIOUS	1	0.0m	16.0m (0)	16.4m (1)	1:56.50	28.95s	28.49s
3 ESPERANZA	2	3.0m	11.4m (1)	11.6m (1)	1:56.73	28.92s	29.07s
9 DE LA RENTA	3	8.1m	12.0m (0)	12.0m (0)	1:57.13	28.90s	29.41s
6 DANIEL BOOM	4	8.2m	0.0m (0)	0.0m (0)	1:57.14	28.89s	30.31s
4 VERY NEEDEY	5	9.0m	15.4m (1)	15.6m (2)	1:57.20	28.92s	29.21s
2 OUR ART CHRISTIAN	6	14.9m	4.2m (0)	4.0m (0)	1:57.66	28.87s	30.50s
1 HASLER	7	15.2m	8.0m (0)	8.0m (0)	1:57.68	28.89s	30.23s
7 MAGIC SHOOS	8	16.9m	7.4m (1)	7.4m (1)	1:57.82	28.89s	30.40s
8 CAPTAIN DORIAN	9	27.4m	3.4m (1)	3.4m (1)	1:58.63	28.88s	31.47s

Finish Position and metres gained

First Arrow shows distance gain/loss from 2nd Qtr to 3rd Qtr,
Second Arrow shows distance gain/loss from 3rd Qtr to Finish
Blue arrow indicates best gain in these quarters.



800

Visual positions in race at 2nd Quarter



400

Visual positions in race at 3rd Quarter



Powered by



Harness Analyser

Sectional Analysis Software

Not just form | Free Trial

www.facebook.com/PJHarnessRacing



RISE Digital, Harness Racing Australia nor the provider accepts any responsibility for the completeness or accuracy of any of the information contained herein, and makes no representations about its suitability for any particular purpose. Users should make their own judgements about those matters and/or seek independent advice. You assume all risks associated with use of data provided on this page

Newcastle Race 4 Distance 1609m

Monday, 19 January 2026


Gross Time: 1:57.00 MileRate: 1:57.00 LeadTime: 0.00s First Qtr: 28.10s Second Qtr: 31.10s Third Qtr: 29.30s Fourth Qtr: 28.50s

DATA TABLE: 800 / 400 Posi's are position from leader and (how wide the horse was at that position)

NoHorse	Plc	Mar	800 Posi	400 Posi	Time	3rd Qtr	4th Qt
3 NEEDY AN GREEDY	1	0.0m	0.0m (0)	0.0m (0)	1:57.00	29.30s	28.50s
4 OUR ULTIMATE MAY	2	5.2m	8.0m (0)	9.6m (0)	1:57.39	29.41s	28.19s
7 LORD JAYDO	3	13.7m	17.4m (1)	18.4m (2)	1:58.03	29.37s	28.17s
6 HOWITIS	4	19.5m	13.4m (1)	13.8m (2)	1:58.46	29.33s	28.90s
9 DRIVING MISS MOLLY	5	21.9m	11.6m (0)	13.8m (0)	1:58.64	29.47s	29.07s
2 TRUTHBETOLD	6	26.3m	9.4m (1)	14.6m (1)	1:58.97	29.69s	29.33s
1 CARPENTER	7	30.5m	4.0m (0)	5.6m (0)	1:59.28	29.44s	30.26s
5 SCATTERSHOT	8	34.4m	5.0m (1)	8.8m (1)	1:59.57	29.60s	30.31s
8 MERSADIES	9	34.4m	15.8m (0)	20.4m (1)	1:59.57	29.64s	29.49s

Finish Position and metres gained

First Arrow shows distance gain/loss from 2nd Qtr to 3rd Qtr,
Second Arrow shows distance gain/loss from 3rd Qtr to Finish
Blue arrow indicates best gain in these quarters.



800

Visual positions in race at 2nd Quarter



400

Visual positions in race at 3rd Quarter



Powered by



Harness Analyser

Sectional Analysis Software

Not just form | Free Trial

www.facebook.com/PJHarnessRacing



RISE Digital, Harness Racing Australia nor the provider accepts any responsibility for the completeness or accuracy of any of the information contained herein, and makes no representations about its suitability for any particular purpose. Users should make their own judgements about those matters and/or seek independent advice. You assume all risks associated with use of data provided on this page

Newcastle Race 5 Distance 1609m

Monday, 19 January 2026


Gross Time: 1:53.90 MileRate: 1:53.90 LeadTime: 0.00s First Qtr: 27.10s Second Qtr: 29.80s Third Qtr: 28.20s Fourth Qtr: 28.80s

DATA TABLE: 800 / 400 Posi's are position from leader and (how wide the horse was at that position)

NoHorse	Plc	Mar	800 Posi	400 Posi	Time	3rd Qtr	4th Qt
5 NIFTY STUDLEIGH	1	0.0m	4.2m (0)	3.8m (1)	1:53.90	28.17s	28.53s
7 SWEET ROCKY	2	6.9m	0.0m (0)	0.0m (0)	1:54.42	28.19s	29.29s
1 MISTER BRILLANTE	3	13.5m	12.2m (0)	13.2m (0)	1:54.92	28.27s	28.82s
6 LOUIGI	4	13.5m	10.4m (1)	10.2m (1)	1:54.92	28.18s	29.04s
2 ULTIMATE RHAPSODY	5	17.3m	6.2m (1)	5.6m (2)	1:55.21	28.15s	29.64s
4 BRING YOUR BEST	6	27.4m	8.2m (0)	9.0m (0)	1:55.97	28.24s	30.12s
3 JUNIOR WARFARE	7	31.2m	14.8m (1)	18.8m (1)	1:56.26	28.47s	29.69s
9 WHENS LUNCH	8	37.4m	16.0m (0)	21.6m (0)	1:56.73	28.58s	29.93s

Finish Position and metres gained

First Arrow shows distance gain/loss from 2nd Qtr to 3rd Qtr,
Second Arrow shows distance gain/loss from 3rd Qtr to Finish
Blue arrow indicates best gain in these quarters.



800

Visual positions in race at 2nd Quarter



400

Visual positions in race at 3rd Quarter



Powered by



Harness Analyser

Sectional Analysis Software

Not just form | Free Trial

www.facebook.com/PJHarnessRacing



RISE Digital, Harness Racing Australia nor the provider accepts any responsibility for the completeness or accuracy of any of the information contained herein, and makes no representations about its suitability for any particular purpose. Users should make their own judgements about those matters and/or seek independent advice. You assume all risks associated with use of data provided on this page

Newcastle Race 6 Distance 1609m

Monday, 19 January 2026


Gross Time: 1:54.70 MileRate: 1:54.70 LeadTime: 0.00s First Qtr: 27.30s Second Qtr: 30.40s Third Qtr: 28.10s Fourth Qtr: 28.90s

DATA TABLE: 800 / 400 Posi's are position from leader and (how wide the horse was at that position)

NoHorse	Plc	Mar	800 Posi	400 Posi	Time	3rd Qtr	4th Qt
3 WATSLUVGOTTADO	1	0.0m	0.0m (0)	0.0m (0)	1:54.70	28.10s	28.90s
7 ULTIMATE TROUBLE	2	6.1m	1.4m (1)	2.0m (1)	1:55.16	28.14s	29.19s
6 BE GOOD BENNY	3	8.9m	14.2m (1)	16.4m (1)	1:55.38	28.26s	28.36s
4 ROCKNROLL RAMBO	4	13.6m	5.6m (1)	7.2m (1)	1:55.73	28.21s	29.36s
2 GIRLSGOTCURLS	5	18.9m	10.0m (1)	12.4m (1)	1:56.13	28.26s	29.37s
8 EIFFEL FROM HEAVEN	6	18.9m	11.8m (0)	16.6m (0)	1:56.13	28.44s	29.07s
1 FLEUR BELLA	7	31.8m	3.8m (0)	8.4m (0)	1:57.11	28.40s	30.58s
9 MY LATIN LADY	8	32.3m	7.8m (0)	12.6m (0)	1:57.15	28.42s	30.32s

Finish Position and metres gained

First Arrow shows distance gain/loss from 2nd Qtr to 3rd Qtr,
Second Arrow shows distance gain/loss from 3rd Qtr to Finish
Blue arrow indicates best gain in these quarters.



800

Visual positions in race at 2nd Quarter



400

Visual positions in race at 3rd Quarter



Powered by



Harness Analyser

Sectional Analysis Software

Not just form | Free Trial

www.facebook.com/PJHarnessRacing



RISE Digital, Harness Racing Australia nor the provider accepts any responsibility for the completeness or accuracy of any of the information contained herein, and makes no representations about its suitability for any particular purpose. Users should make their own judgements about those matters and/or seek independent advice. You assume all risks associated with use of data provided on this page

Newcastle Race 7 Distance 1609m

Monday, 19 January 2026


Gross Time: 1:56.80 MileRate: 1:56.80 LeadTime: 0.00s First Qtr: 27.80s Second Qtr: 32.00s Third Qtr: 29.10s Fourth Qtr: 27.90s

DATA TABLE: 800 / 400 Posi's are position from leader and (how wide the horse was at that position)

NoHorse	Plc	Mar	800 Posi	400 Posi	Time	3rd Qtr	4th Qt
7 YESNOMAYBESO	1	0.0m	10.2m (1)	6.8m (1)	1:56.80	28.85s	27.43s
5 NEXT TO ME	2	1.1m	6.2m (1)	2.8m (1)	1:56.88	28.86s	27.78s
2 TWO CRACKED CORN	3	5.1m	0.0m (0)	0.0m (0)	1:57.17	29.11s	28.25s
4 KATLAS DREAM	4	9.1m	4.0m (0)	4.0m (0)	1:57.47	29.11s	28.25s
1 CHLOBRO	5	14.4m	8.0m (0)	8.0m (0)	1:57.86	29.11s	28.34s
8 IDEAL MONDO	6	19.2m	14.2m (1)	10.8m (1)	1:58.21	28.87s	28.48s
3 SMART AND MIGHTY	7	27.9m	19.6m (1)	8.4m (2)	1:58.85	28.34s	29.25s
9 NEON TIGER	8	40.6m	12.0m (0)	12.6m (0)	1:59.78	29.18s	29.84s

Finish Position and metres gained

First Arrow shows distance gain/loss from 2nd Qtr to 3rd Qtr,
Second Arrow shows distance gain/loss from 3rd Qtr to Finish
Blue arrow indicates best gain in these quarters.



800

Visual positions in race at 2nd Quarter



400

Visual positions in race at 3rd Quarter



Powered by



Harness Analyser

Sectional Analysis Software

Not just form | Free Trial

www.facebook.com/PJHarnessRacing



RISE Digital, Harness Racing Australia nor the provider accepts any responsibility for the completeness or accuracy of any of the information contained herein, and makes no representations about its suitability for any particular purpose. Users should make their own judgements about those matters and/or seek independent advice. You assume all risks associated with use of data provided on this page