

Menangle Race 1 Distance 1609m

Tuesday, 20 January 2026




Gross Time: 1:56.40 MileRate: 1:56.40 LeadTime: 0.00s First Qtr: 28.10s Second Qtr: 30.40s Third Qtr: 29.50s Fourth Qtr: 28.40s

DATA TABLE: 800 / 400 Posi's are position from leader and (how wide the horse was at that position)

No	Horse	Plc	Mar	800 Posi	400 Posi	Time	3rd Qtr	4th Qt
10	YOUR MAJESTY	1	0.0m	0.0m (0)	0.0m (0)	1:56.40	29.50s	28.40s
7	VALLEY STAR	2	9.8m	4.4m (0)	4.5m (0)	1:57.13	29.50s	28.81s
3	AFFAIRE DE COVER	3	10.5m	4.8m (1)	3.0m (1)	1:57.18	29.37s	28.97s
1	DOLLYS LAW	4	12.3m	8.6m (1)	7.4m (1)	1:57.32	29.41s	28.78s
2	EWING	5	19.7m	16.9m (0)	16.3m (1)	1:57.87	29.43s	28.70s
4	CHIEF RUNNINGCLOUD	6	20.5m	12.6m (0)	13.9m (0)	1:57.93	29.58s	28.93s
6	GUNNER	7	21.1m	13.5m (1)	11.3m (1)	1:57.97	29.33s	29.16s
9	MONTY MONTE	8	25.4m	8.2m (0)	9.5m (0)	1:58.29	29.58s	29.61s
8	IKIGAI	9	108.5m	61.1m (0)	71.4m (0)	2:04.49	30.16s	31.35s
5	LAST CLANSMAN	10	114.4m	63.8m (0)	75.6m (0)	2:04.93	30.26s	31.49s

Finish Position and metres gained

First Arrow shows distance gain/loss from 2nd Qtr to 3rd Qtr,
Second Arrow shows distance gain/loss from 3rd Qtr to Finish
Blue arrow indicates best gain in these quarters.



Menangle Race 2 Distance 1609m

Tuesday, 20 January 2026

Gross Time: 1:55.30 MileRate: 1:55.30 LeadTime: 0.00s First Qtr: 28.90s Second Qtr: 29.80s Third Qtr: 28.40s Fourth Qtr: 28.20s

DATA TABLE: 800 / 400 Posi's are position from leader and (how wide the horse was at that position)

No	Horse	Plc	Mar	800 Posi	400 Posi	Time	3rd Qtr	4th Qt
9	MICKEY BE NIMBLE	1	0.0m	6.1m (1)	5.3m (1)	1:55.30	28.35s	27.83s
2	VESPA STRIDE	2	1.9m	10.0m (1)	9.3m (1)	1:55.44	28.35s	27.69s
6	WHAT FOR	3	7.1m	14.0m (1)	13.3m (1)	1:55.83	28.35s	27.79s
1	CARIBBEAN RUNA	4	7.6m	4.5m (0)	4.0m (0)	1:55.86	28.36s	28.48s
10	PARALLEL	5	9.1m	2.1m (1)	1.3m (1)	1:55.97	28.35s	28.78s
7	CLASSICMAJOR	6	11.3m	18.0m (1)	17.3m (1)	1:56.14	28.35s	27.82s
4	TRISTAR FOR CHRIS	7	11.7m	8.5m (0)	8.5m (0)	1:56.17	28.40s	28.47s
5	HESAA LISTER	8	12.2m	0.0m (0)	0.0m (0)	1:56.20	28.40s	29.10s
8	A VAPAR STORM	9	13.8m	22.5m (1)	21.2m (1)	1:56.32	28.31s	27.73s
3	AGIFTFROMTHEANGELS	10	15.2m	13.0m (0)	13.1m (0)	1:56.43	28.40s	28.41s

Finish Position and metres gained

First Arrow shows distance gain/loss from 2nd Qtr to 3rd Qtr,
Second Arrow shows distance gain/loss from 3rd Qtr to Finish
Blue arrow indicates best gain in these quarters.



800

Visual positions in race at 2nd Quarter



400

Visual positions in race at 3rd Quarter



Powered by



Harness Analyser

Sectional Analysis Software

Not just form | Free Trial

www.facebook.com/PJHarnessRacing



RISE Digital, Harness Racing Australia nor the provider accepts any responsibility for the completeness or accuracy of any of the information contained herein, and makes no representations about its suitability for any particular purpose. Users should make their own judgements about those matters and/or seek independent advice. You assume all risks associated with use of data provided on this page

Menangle Race 3 Distance 1609m

Tuesday, 20 January 2026



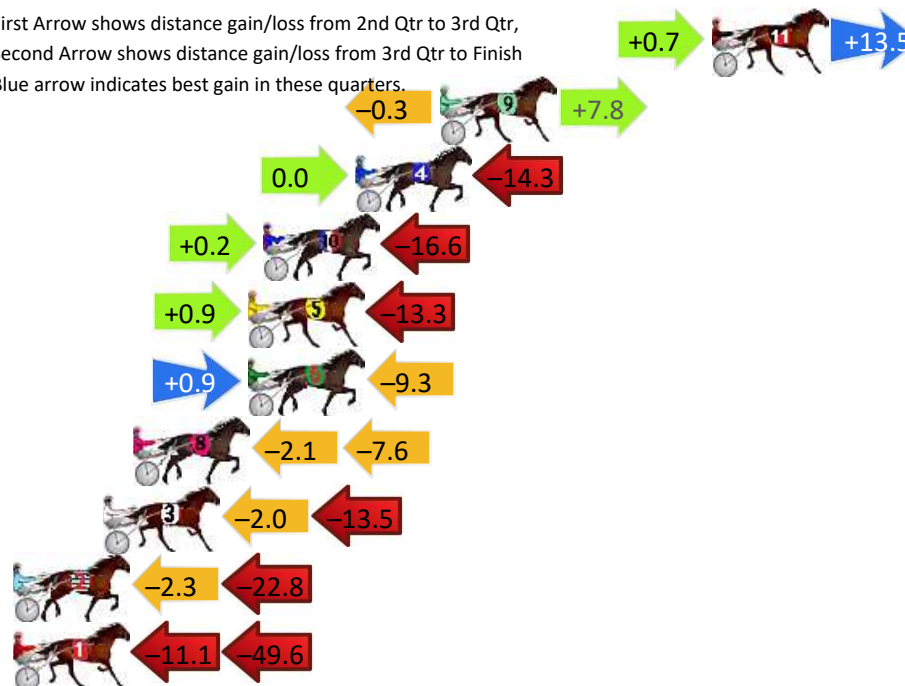
Gross Time: 1:54.50 MileRate: 1:54.50 LeadTime: 0.00s First Qtr: 28.30s Second Qtr: 29.80s Third Qtr: 28.00s Fourth Qtr: 28.40s

DATA TABLE: 800 / 400 Posi's are position from leader and (how wide the horse was at that position)

No	Horse	Plc	Mar	800 Posi	400 Posi	Time	3rd Qtr	4th Qt
11	SNAKE OIL	1	0.0m	14.2m (1)	13.5m (2)	1:54.50	27.96s	27.45s
9	DRAXON	2	10.9m	18.4m (0)	18.7m (2)	1:55.31	28.03s	27.91s
4	KELLYS COLOURS	3	14.3m	0.0m (0)	0.0m (0)	1:55.57	28.00s	29.47s
10	FORTUNA STRIDE	4	18.0m	1.6m (1)	1.4m (1)	1:55.84	27.99s	29.65s
5	DIAMONDINTHEROUGH	5	18.6m	6.2m (1)	5.3m (1)	1:55.89	27.95s	29.41s
6	WICKED LEGEND	6	18.6m	10.2m (1)	9.3m (1)	1:55.89	27.95s	29.13s
8	TORA	7	23.2m	13.5m (0)	15.6m (1)	1:56.23	28.15s	29.04s
3	SPARKLING BLING	8	24.4m	8.9m (0)	10.9m (0)	1:56.32	28.14s	29.46s
2	SASSY MIA	9	29.1m	4.0m (0)	6.3m (0)	1:56.67	28.16s	30.13s
1	EBONY KARALTA	10	145.5m	84.8m (0)	95.9m (0)	2:05.35	28.82s	32.53s

Finish Position and metres gained

First Arrow shows distance gain/loss from 2nd Qtr to 3rd Qtr, Second Arrow shows distance gain/loss from 3rd Qtr to Finish
Blue arrow indicates best gain in these quarters.



Menangle Race 4 Distance 1609m

Tuesday, 20 January 2026




Gross Time: 1:53.30 MileRate: 1:53.30 LeadTime: 0.00s First Qtr: 26.90s Second Qtr: 30.50s Third Qtr: 28.20s Fourth Qtr: 27.70s

DATA TABLE: 800 / 400 Posi's are position from leader and (how wide the horse was at that position)

No	Horse	Plc	Mar	800 Posi	400 Posi	Time	3rd Qtr	4th Qt
5	SOHO HUDSON	1	0.0m	9.0m (1)	7.3m (2)	1:53.30	28.08s	27.19s
9	KISS ME MINI	2	4.0m	17.5m (1)	15.4m (2)	1:53.59	28.04s	26.92s
2	TOOLIJOOA BEACH	3	4.6m	4.6m (0)	4.6m (0)	1:53.64	28.20s	27.72s
6	SAPPHIRESNDIAMONDS	4	5.2m	13.0m (1)	11.1m (2)	1:53.68	28.06s	27.31s
8	FOLLOW THE MONEY	5	8.0m	4.4m (1)	2.5m (1)	1:53.88	28.07s	28.11s
10	JACQUELINE ROSE	6	16.5m	22.1m (1)	19.4m (2)	1:54.50	28.00s	27.55s
3	TIGER EUPHEME	7	21.1m	14.3m (0)	14.4m (0)	1:54.84	28.20s	28.24s
7	STELLAR STRIDE	8	25.1m	0.0m (0)	0.0m (0)	1:55.13	28.20s	29.53s
1	GARRYS LARRY	9	26.8m	9.4m (0)	10.1m (0)	1:55.25	28.24s	28.95s
4	VILLAROCK	10	69.6m	41.1m (0)	41.5m (0)	1:58.37	28.20s	29.89s

Finish Position and metres gained

First Arrow shows distance gain/loss from 2nd Qtr to 3rd Qtr,
Second Arrow shows distance gain/loss from 3rd Qtr to Finish
Blue arrow indicates best gain in these quarters.



Menangle Race 5 Distance 1609m

Tuesday, 20 January 2026


Gross Time: 1:54.20 MileRate: 1:54.20 LeadTime: 0.00s First Qtr: 26.60s Second Qtr: 30.90s Third Qtr: 28.70s Fourth Qtr: 28.00s

DATA TABLE: 800 / 400 Posi's are position from leader and (how wide the horse was at that position)

NoHorse	Plc	Mar	800 Posi	400 Posi	Time	3rd Qtr	4th Qt
6 WATCH ME REACT	1	0.0m	14.4m (1)	15.9m (3)	1:54.20	28.79s	26.88s
1 FOXFIRE EASTON	2	2.6m	0.0m (0)	0.0m (0)	1:54.39	28.70s	28.19s
8 WILLS WAY	3	3.6m	6.0m (1)	6.7m (2)	1:54.46	28.74s	27.80s
2 SURF ACE	4	4.6m	7.9m (0)	8.8m (0)	1:54.54	28.76s	27.72s
7 MICHAEL CAINE	5	4.7m	12.6m (0)	13.3m (1)	1:54.55	28.73s	27.41s
5 MISTER JONES	6	6.6m	3.9m (0)	5.1m (0)	1:54.69	28.78s	28.13s
3 LARRIKIN LENNY	7	7.4m	10.5m (1)	11.8m (2)	1:54.74	28.78s	27.72s
9 OURSURFINSAFARI	8	14.0m	17.1m (0)	18.6m (2)	1:55.23	28.79s	27.72s
10 JOGALONG BLUE	9	18.4m	18.9m (1)	19.9m (3)	1:55.55	28.75s	27.95s
4 LILS NIGHTMARE	10	31.1m	1.5m (1)	3.3m (1)	1:56.49	28.83s	30.06s

Finish Position and metres gained

First Arrow shows distance gain/loss from 2nd Qtr to 3rd Qtr,
Second Arrow shows distance gain/loss from 3rd Qtr to Finish
Blue arrow indicates best gain in these quarters.



800

Visual positions in race at 2nd Quarter



400

Visual positions in race at 3rd Quarter



Powered by



Harness Analyser

Sectional Analysis Software

Not just form | Free Trial

www.facebook.com/PJHarnessRacing



RISE Digital, Harness Racing Australia nor the provider accepts any responsibility for the completeness or accuracy of any of the information contained herein, and makes no representations about its suitability for any particular purpose. Users should make their own judgements about those matters and/or seek independent advice. You assume all risks associated with use of data provided on this page

Menangle Race 6 Distance 1609m

Tuesday, 20 January 2026


Gross Time: 1:51.10 MileRate: 1:51.10 LeadTime: 0.00s First Qtr: 26.20s Second Qtr: 28.20s Third Qtr: 28.50s Fourth Qtr: 28.20s

DATA TABLE: 800 / 400 Posi's are position from leader and (how wide the horse was at that position)

No	Horse	Plc	Mar	800 Posi	400 Posi	Time	3rd Qtr	4th Qt
6	SKY BLU	1	0.0m	17.0m (1)	11.2m (2)	1:51.10	28.10s	27.41s
2	JOANS RISING STAR	2	5.4m	0.0m (0)	0.0m (0)	1:51.50	28.50s	28.60s
4	DUTY OF CARE	3	13.8m	4.6m (0)	4.6m (0)	1:52.12	28.50s	28.90s
10	TRALEE SNICKAS	4	18.1m	21.2m (1)	17.2m (1)	1:52.44	28.23s	28.33s
7	BARNABY	5	19.8m	12.7m (1)	11.3m (1)	1:52.57	28.41s	28.87s
1	THERES WALLY	6	22.2m	8.9m (0)	10.2m (0)	1:52.75	28.60s	29.13s
5	THE EX HORSEIST	7	30.7m	18.0m (0)	18.7m (0)	1:53.38	28.56s	29.16s
3	PETES BIG JIM	8	38.5m	12.8m (0)	14.8m (0)	1:53.95	28.64s	30.01s
8	LUKE JOHN	9	39.2m	23.7m (0)	22.7m (0)	1:54.00	28.44s	29.50s

Finish Position and metres gained

First Arrow shows distance gain/loss from 2nd Qtr to 3rd Qtr, Second Arrow shows distance gain/loss from 3rd Qtr to Finish
Blue arrow indicates best gain in these quarters.



800

Visual positions in race at 2nd Quarter



400

Visual positions in race at 3rd Quarter



Powered by



Harness Analyser

Sectional Analysis Software

Not just form | Free Trial

www.facebook.com/PJHarnessRacing



RISE Digital, Harness Racing Australia nor the provider accepts any responsibility for the completeness or accuracy of any of the information contained herein, and makes no representations about its suitability for any particular purpose. Users should make their own judgements about those matters and/or seek independent advice. You assume all risks associated with use of data provided on this page

Menangle Race 7 Distance 1609m

Tuesday, 20 January 2026


Gross Time: 1:53.10 MileRate: 1:53.10 LeadTime: 0.00s First Qtr: 27.60s Second Qtr: 29.30s Third Qtr: 28.20s Fourth Qtr: 28.00s

DATA TABLE: 800 / 400 Posi's are position from leader and (how wide the horse was at that position)

NoHorse	Plc	Mar	800 Posi	400 Posi	Time	3rd Qtr	4th Qt
7 RED REACTOR	1	0.0m	18.1m (1)	17.9m (2)	1:53.10	28.18s	26.75s
9 GIPSY PRINCESS	2	3.0m	5.8m (1)	7.3m (2)	1:53.32	28.30s	27.71s
8 CASH AND BLING	3	4.3m	22.7m (1)	22.7m (2)	1:53.42	28.20s	26.73s
5 RUDY GEE	4	10.2m	13.8m (1)	13.6m (2)	1:53.85	28.18s	27.80s
1 GIMME A REASON	5	11.3m	4.0m (0)	4.6m (0)	1:53.93	28.24s	28.51s
10 DOUBLE FEAR	6	11.4m	1.8m (1)	2.5m (1)	1:53.94	28.25s	28.67s
4 GUARANTEED END	7	13.0m	0.0m (0)	0.0m (0)	1:54.06	28.20s	28.96s
2 CAPTAIN BLOOD	8	23.8m	10.1m (1)	12.2m (1)	1:54.85	28.35s	28.90s
6 BRAVO STRIDE	9	78.5m	8.6m (0)	9.2m (0)	1:58.88	28.24s	33.14s

Finish Position and metres gained

First Arrow shows distance gain/loss from 2nd Qtr to 3rd Qtr,
Second Arrow shows distance gain/loss from 3rd Qtr to Finish
Blue arrow indicates best gain in these quarters.



800

Visual positions in race at 2nd Quarter



400

Visual positions in race at 3rd Quarter



Powered by



Harness Analyser

Sectional Analysis Software

Not just form | Free Trial

www.facebook.com/PJHarnessRacing



RISE Digital, Harness Racing Australia nor the provider accepts any responsibility for the completeness or accuracy of any of the information contained herein, and makes no representations about its suitability for any particular purpose. Users should make their own judgements about those matters and/or seek independent advice. You assume all risks associated with use of data provided on this page