

Menangle Race 1 Distance 2300m

Friday, 27 March 2026


Gross Time: 2:44.70 MileRate: 1:55.30 LeadTime: 48.00s First Qtr: 31.20s Second Qtr: 29.30s Third Qtr: 28.30s Fourth Qtr: 27.90s

DATA TABLE: 800 / 400 Posi's are position from leader and (how wide the horse was at that position)

No	Horse	Plc	Mar	800 Posi	400 Posi	Time	3rd Qtr	4th Qt
10	SOUTH SEAS ROCK	1	0.0m	7.8m (1)	6.5m (1)	2:44.70	28.21s	27.45s
5	DOUBLE ACT	2	2.1m	17.4m (0)	19.9m (2)	2:44.85	28.47s	26.67s
3	DARIN	3	2.7m	0.0m (0)	0.0m (0)	2:44.90	28.30s	28.10s
6	PROMISING	4	3.0m	11.8m (1)	11.9m (2)	2:44.92	28.30s	27.29s
9	ALTA WILLIAM	5	3.7m	3.5m (1)	2.5m (1)	2:44.97	28.23s	28.00s
2	ITZMINEONTHELINE	6	4.9m	9.1m (0)	14.0m (1)	2:45.06	28.63s	27.29s
8	HES A MEISTER	7	6.8m	16.0m (1)	16.2m (2)	2:45.20	28.30s	27.27s
11	REGAZZO DI TILLY	8	9.9m	20.0m (1)	12.6m (3)	2:45.43	27.77s	27.74s
4	CATSEYE BEACH	9	16.8m	13.1m (0)	18.0m (1)	2:45.93	28.63s	27.88s
1	DOM TORETTO	10	40.8m	4.6m (0)	9.2m (0)	2:47.69	28.62s	30.25s


Finish Position and metres gained

First Arrow shows distance gain/loss from 2nd Qtr to 3rd Qtr, Second Arrow shows distance gain/loss from 3rd Qtr to Finish
Blue arrow indicates best gain in these quarters.



800

Visual positions in race at 2nd Quarter



400

Visual positions in race at 3rd Quarter



Menangle Race 2 Distance 2300m

Friday, 27 March 2026

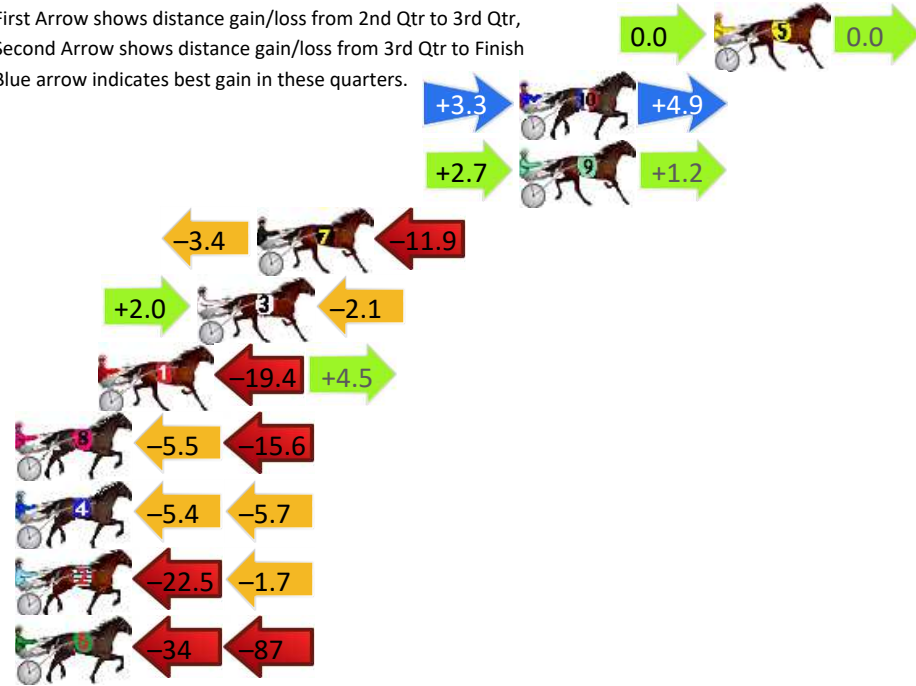
Gross Time: 2:43.00 MileRate: 1:54.00 LeadTime: 49.30s First Qtr: 29.10s Second Qtr: 29.40s Third Qtr: 27.90s Fourth Qtr: 27.30s

DATA TABLE: 800 / 400 Posi's are position from leader and (how wide the horse was at that position)

No	Horse	Plc	Mar	800 Posi	400 Posi	Time	3rd Qtr	4th Qt
5	HEEZA MALTEEZA	1	0.0m	0.0m (0)	0.0m (0)	2:43.00	27.90s	27.30s
10	RAGING WHITEBAIT	2	7.8m	16.0m (1)	12.7m (1)	2:43.56	27.67s	26.99s
9	JETTER SON	3	7.8m	11.7m (1)	9.0m (1)	2:43.56	27.71s	27.25s
7	BROWNIESATMIDNIGHT	4	18.3m	3.0m (1)	6.4m (0)	2:44.32	28.13s	28.18s
3	TUKAHA	5	20.7m	20.6m (1)	18.6m (1)	2:44.49	27.75s	27.51s
1	QUIET STORM	6	24.7m	9.8m (0)	29.2m (0)	2:44.78	29.22s	27.08s
8	RED REACTOR	7	28.4m	7.3m (1)	12.8m (0)	2:45.04	28.27s	28.46s
4	JIMMY JAMES MAGUIRE	8	29.0m	17.9m (0)	23.3m (0)	2:45.08	28.26s	27.78s
2	ONE FOR THE RODI	9	38.1m	13.9m (0)	36.4m (1)	2:45.74	29.43s	27.54s
6	COLOSSAL HOPE	10	125.8m	5.2m (0)	39.1m (0)	2:52.04	30.22s	33.66s

Finish Position and metres gained

First Arrow shows distance gain/loss from 2nd Qtr to 3rd Qtr, Second Arrow shows distance gain/loss from 3rd Qtr to Finish
Blue arrow indicates best gain in these quarters.



800

Visual positions in race at 2nd Quarter



400

Visual positions in race at 3rd Quarter

Menangle Race 3 Distance 1609m

Friday, 27 March 2026




Gross Time: 1:50.10 MileRate: 1:50.10 LeadTime: 0.00s First Qtr: 26.80s Second Qtr: 28.30s Third Qtr: 28.10s Fourth Qtr: 26.90s

DATA TABLE: 800 / 400 Posi's are position from leader and (how wide the horse was at that position)

No	Horse	Plc	Mar	800 Posi	400 Posi	Time	3rd Qtr	4th Qt
6	NYACK	1	0.0m	12.7m (1)	6.9m (2)	1:50.10	27.68s	26.43s
11	STENO	2	0.1m	16.6m (0)	16.9m (1)	1:50.11	28.09s	25.75s
8	MASTER CATCH	3	3.1m	0.0m (0)	0.0m (0)	1:50.32	28.10s	27.12s
10	PINSEEKER	4	3.7m	27.9m (1)	18.6m (2)	1:50.36	27.42s	25.89s
4	NERANO	5	5.1m	4.6m (0)	4.7m (0)	1:50.46	28.10s	26.94s
3	BETTERTHANCASH	6	6.5m	17.3m (1)	10.7m (2)	1:50.56	27.62s	26.63s
7	I BREAK THE LINE	7	9.5m	8.7m (1)	3.1m (1)	1:50.77	27.71s	27.36s
9	KINGMAKER	8	10.0m	22.2m (1)	14.5m (2)	1:50.81	27.54s	26.62s
5	PERFECT STRIDE	9	10.1m	12.6m (0)	13.1m (1)	1:50.82	28.11s	26.72s
2	CYA ART	10	14.7m	8.6m (0)	8.5m (0)	1:51.14	28.08s	27.36s

Finish Position and metres gained

First Arrow shows distance gain/loss from 2nd Qtr to 3rd Qtr, Second Arrow shows distance gain/loss from 3rd Qtr to Finish
Blue arrow indicates best gain in these quarters.



Menangle Race 4 Distance 1609m

Friday, 27 March 2026


Gross Time: 1:52.50 MileRate: 1:52.50 LeadTime: 0.00s First Qtr: 26.60s Second Qtr: 29.80s Third Qtr: 28.20s Fourth Qtr: 27.90s

DATA TABLE: 800 / 400 Posi's are position from leader and (how wide the horse was at that position)

No	Horse	Plc	Mar	800 Posi	400 Posi	Time	3rd Qtr	4th Qt
6	ROCKNROLL CLARRY	1	0.0m	14.6m (0)	20.3m (1)	1:52.50	28.59s	26.49s
9	FOXFIRE EASTON	2	0.8m	4.3m (0)	3.7m (0)	1:52.56	28.16s	27.70s
10	SNAKE OIL	3	1.1m	17.2m (1)	18.8m (2)	1:52.58	28.30s	26.67s
3	SPUNKYS GOTSECRETS	4	6.0m	0.0m (0)	0.0m (0)	1:52.94	28.20s	28.34s
5	STAY STYLISH	5	20.4m	13.2m (1)	13.7m (1)	1:54.00	28.23s	28.44s
11	KING BOBBIE	6	21.2m	20.3m (0)	26.4m (0)	1:54.06	28.62s	27.62s
8	ROCKIN BULL	7	23.8m	4.4m (1)	4.8m (1)	1:54.25	28.23s	29.31s
1	THOMAS ROYAL	8	32.5m	10.0m (0)	17.8m (0)	1:54.88	28.74s	29.04s
2	BETTORS MAGIC	9	45.3m	8.7m (1)	12.9m (0)	1:55.82	28.49s	30.32s

Finish Position and metres gained

First Arrow shows distance gain/loss from 2nd Qtr to 3rd Qtr, Second Arrow shows distance gain/loss from 3rd Qtr to Finish. Blue arrow indicates best gain in these quarters.



800

Visual positions in race at 2nd Quarter



400

Visual positions in race at 3rd Quarter



Menangle Race 5 Distance 1609m

Friday, 27 March 2026

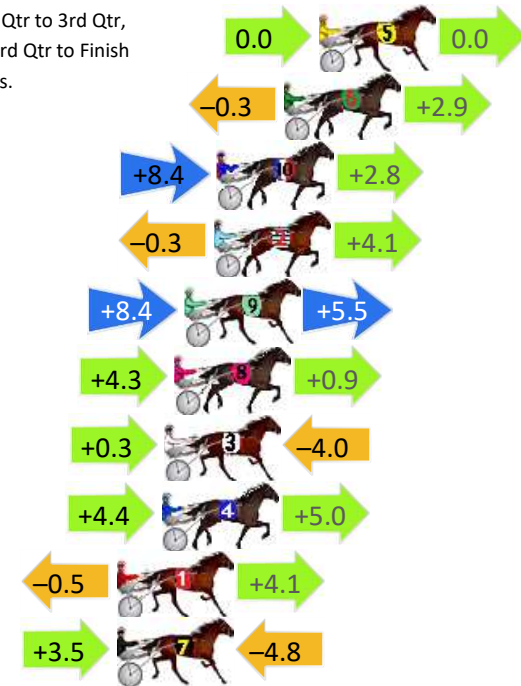
Gross Time: 1:54.30 MileRate: 1:54.30 LeadTime: 0.00s First Qtr: 27.30s Second Qtr: 30.40s Third Qtr: 30.20s Fourth Qtr: 26.40s

DATA TABLE: 800 / 400 Posi's are position from leader and (how wide the horse was at that position)

No	Horse	Plc	Mar	800 Posi	400 Posi	Time	3rd Qtr	4th Qt
5	COASTAL DRIVE	1	0.0m	0.0m (0)	0.0m (0)	1:54.30	30.20s	26.40s
6	OAKIE SMOKESHOW	2	1.4m	4.0m (0)	4.3m (0)	1:54.40	30.20s	26.20s
10	GOLDEN TRIBE	3	4.1m	15.3m (1)	6.9m (2)	1:54.59	29.54s	26.20s
2	AMERICAN HAMMER	4	4.2m	8.0m (0)	8.3m (0)	1:54.59	30.18s	26.11s
9	DOUBLE IT HARRY	5	5.4m	19.3m (1)	10.9m (2)	1:54.68	29.52s	26.01s
8	WAHAKA	6	5.8m	11.0m (1)	6.7m (1)	1:54.70	29.85s	26.33s
3	RED SAPPHIRE	7	6.2m	2.5m (1)	2.2m (1)	1:54.73	30.17s	26.68s
4	LUVARESCHS	8	6.3m	15.7m (0)	11.3m (1)	1:54.74	29.81s	26.04s
1	TOORAM CEE CEE	9	8.1m	11.7m (0)	12.2m (0)	1:54.86	30.18s	26.10s
7	SINABUN	10	8.1m	6.8m (1)	3.3m (2)	1:54.86	29.92s	26.74s

Finish Position and metres gained

First Arrow shows distance gain/loss from 2nd Qtr to 3rd Qtr, Second Arrow shows distance gain/loss from 3rd Qtr to Finish
Blue arrow indicates best gain in these quarters.



800

Visual positions in race at 2nd Quarter



400

Visual positions in race at 3rd Quarter



Menangle Race 6 Distance 1609m

Friday, 27 March 2026


Gross Time: 1:51.30 MileRate: 1:51.30 LeadTime: 0.00s First Qtr: 25.80s Second Qtr: 29.90s Third Qtr: 28.70s Fourth Qtr: 26.90s

DATA TABLE: 800 / 400 Posi's are position from leader and (how wide the horse was at that position)

No	Horse	Plc	Mar	800 Posi	400 Posi	Time	3rd Qtr	4th Qt
5	HUGO MAGUIRE	1	0.0m	9.9m (1)	10.3m (2)	1:51.30	28.70s	26.19s
11	DANCE WITH CARMER	2	1.7m	1.5m (1)	0.2m (1)	1:51.42	28.61s	27.01s
2	PERFECT STRANGER	3	4.5m	0.0m (0)	0.0m (0)	1:51.62	28.70s	27.22s
8	MICHAYWEY	4	5.0m	18.3m (1)	18.9m (2)	1:51.65	28.70s	25.95s
3	MCWIZARD	5	7.8m	8.4m (0)	10.6m (1)	1:51.85	28.83s	26.72s
10	BARTELLO	6	7.9m	22.3m (1)	19.1m (0)	1:51.86	28.43s	26.14s
6	KING TIGER	7	9.5m	14.1m (1)	14.9m (2)	1:51.97	28.72s	26.55s
7	MAJOR ART	8	10.1m	6.0m (1)	5.1m (1)	1:52.02	28.63s	27.26s
4	LENNETH	9	11.1m	4.5m (0)	5.8m (0)	1:52.09	28.78s	27.29s
12	VINKE B	10	12.6m	12.9m (0)	13.3m (0)	1:52.19	28.70s	26.87s

Finish Position and metres gained

First Arrow shows distance gain/loss from 2nd Qtr to 3rd Qtr, Second Arrow shows distance gain/loss from 3rd Qtr to Finish
Blue arrow indicates best gain in these quarters.



800

Visual positions in race at 2nd Quarter



400

Visual positions in race at 3rd Quarter



Menangle Race 7 Distance 1609m

Friday, 27 March 2026

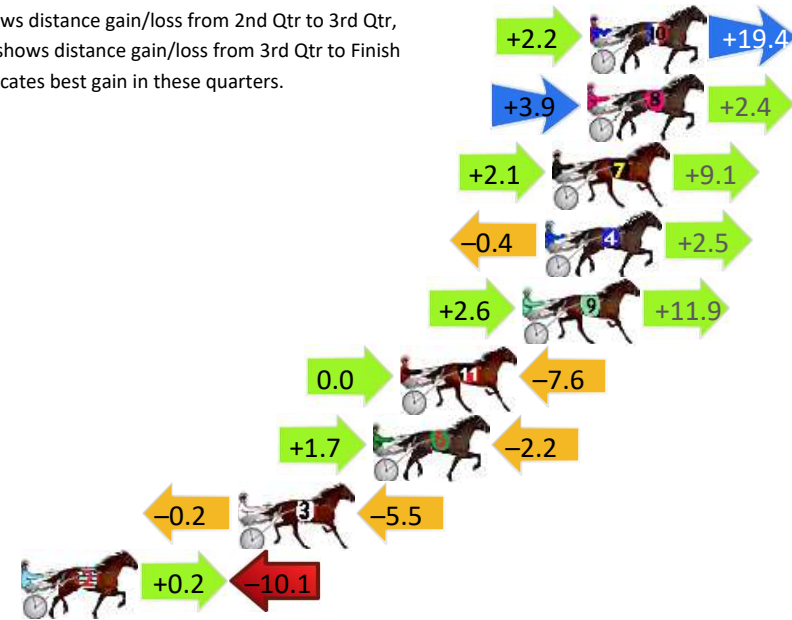
Gross Time: 1:52.90 MileRate: 1:52.90 LeadTime: 0.00s First Qtr: 26.30s Second Qtr: 30.70s Third Qtr: 28.80s Fourth Qtr: 27.10s

DATA TABLE: 800 / 400 Posi's are position from leader and (how wide the horse was at that position)

NoHorse	Plc	Mar	800 Posi	400 Posi	Time	3rd Qtr	4th Qt
10 GIPSY PRINCESS	1	0.0m	21.6m (1)	19.4m (2)	1:52.90	28.60s	25.75s
8 CAN BE A RUEBE	2	0.1m	6.4m (2)	2.5m (1)	1:52.91	28.52s	26.93s
7 MADRIGAL	3	1.5m	12.7m (1)	10.6m (1)	1:53.01	28.63s	26.47s
4 CLARA ROCKS	4	1.8m	3.9m (0)	4.3m (0)	1:53.03	28.82s	26.93s
9 SKY BLU	5	2.7m	17.2m (1)	14.6m (1)	1:53.09	28.59s	26.28s
11 IDEAL IN DREAMS	6	7.6m	0.0m (0)	0.0m (0)	1:53.44	28.80s	27.64s
6 BOULEVARDOFDREAMS	7	8.7m	8.2m (1)	6.5m (1)	1:53.52	28.67s	27.27s
3 ASTRAL STRIDE	8	14.1m	8.4m (0)	8.6m (0)	1:53.91	28.80s	27.51s
2 MULLUM RUBY	9	22.8m	12.9m (0)	12.7m (0)	1:54.53	28.76s	27.85s


Finish Position and metres gained

First Arrow shows distance gain/loss from 2nd Qtr to 3rd Qtr, Second Arrow shows distance gain/loss from 3rd Qtr to Finish Blue arrow indicates best gain in these quarters.



800

Visual positions in race at 2nd Quarter



400

Visual positions in race at 3rd Quarter



Menangle Race 8 Distance 2300m


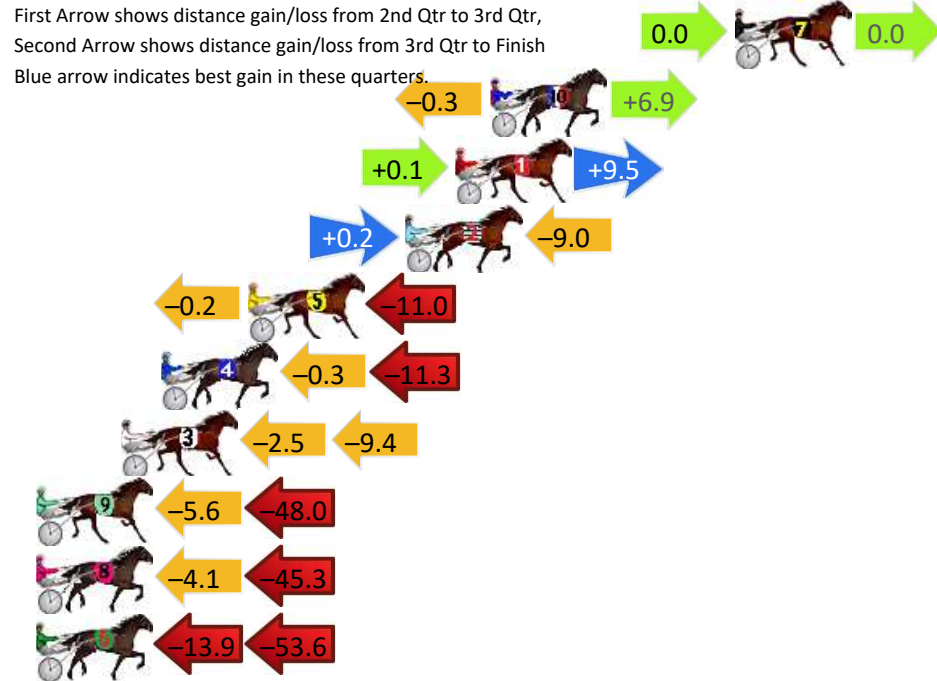
Friday, 27 March 2026

Gross Time: 2:52.10 MileRate: 1:59.90 LeadTime: 54.30s First Qtr: 30.30s Second Qtr: 30.40s Third Qtr: 29.20s Fourth Qtr: 27.90s

DATA TABLE: 800 / 400 Posi's are position from leader and (how wide the horse was at that position)

No	Horse	Plc	Mar	800 Posi	400 Posi	Time	3rd Qtr	4th Qt
7	RAKERO BLAZE	1	0.0m	0.0m (0)	0.0m (0)	2:52.10	29.20s	27.90s
10	SPEEDY LOVER	2	9.8m	16.4m (1)	16.7m (2)	2:52.82	29.20s	27.43s
1	I AM HELLBOUND	3	11.2m	20.8m (1)	20.7m (2)	2:52.92	29.16s	27.25s
2	MALIBUU	4	13.2m	4.4m (0)	4.2m (0)	2:53.07	29.18s	28.57s
5	JUNGLE EYES	5	19.5m	8.3m (0)	8.5m (0)	2:53.53	29.20s	28.73s
4	PESCO POLLO	6	23.0m	11.4m (1)	11.7m (2)	2:53.79	29.20s	28.76s
3	AFFAIRE DE COVER	7	24.6m	12.7m (0)	15.2m (0)	2:53.90	29.36s	28.62s
9	SHEZA CHANCE	8	60.6m	7.0m (1)	12.6m (1)	2:56.55	29.59s	31.45s
8	SUNNY GEE	9	69.0m	19.6m (0)	23.7m (0)	2:57.16	29.46s	31.28s
6	SHEETWEB WEAVER	10	158.2m	90.7m (0)	104.6m (0)	3:03.71	30.04s	32.09s

Finish Position and metres gained



Menangle Race 9 Distance 2300m

Friday, 27 March 2026


Gross Time: 2:46.00 MileRate: 1:56.10 LeadTime: 48.70s First Qtr: 30.00s Second Qtr: 30.90s Third Qtr: 28.90s Fourth Qtr: 27.50s

DATA TABLE: 800 / 400 Posi's are position from leader and (how wide the horse was at that position)

No	Horse	Plc	Mar	800 Posi	400 Posi	Time	3rd Qtr	4th Qt
5	LAYDEN	1	0.0m	7.1m (1)	3.6m (1)	2:46.00	28.65s	27.25s
7	MR TEDDY	2	2.2m	0.0m (0)	0.0m (0)	2:46.16	28.90s	27.66s
3	IDEAL MARQUESS	3	3.3m	8.4m (0)	10.9m (0)	2:46.24	29.06s	26.98s
8	MIKI COHEN	4	4.5m	11.0m (1)	7.8m (2)	2:46.33	28.66s	27.28s
9	ROMANEE	5	8.9m	14.9m (1)	12.0m (3)	2:46.64	28.67s	27.30s
2	SPIRIT OF ARION	6	10.5m	17.3m (0)	16.0m (3)	2:46.76	28.78s	27.14s
4	DOUGS FLAME	7	11.8m	4.5m (0)	8.2m (1)	2:46.85	29.15s	27.78s
1	SMOKESCREEN	8	17.0m	12.5m (0)	16.0m (0)	2:47.23	29.12s	27.61s
6	ALTA MAGACIAN	9	98.1m	2.3m (1)	16.2m (1)	2:53.10	29.87s	33.47s

Finish Position and metres gained

First Arrow shows distance gain/loss from 2nd Qtr to 3rd Qtr, Second Arrow shows distance gain/loss from 3rd Qtr to Finish
Blue arrow indicates best gain in these quarters.



800

Visual positions in race at 2nd Quarter



400

Visual positions in race at 3rd Quarter

