

Wagga Riverina Race 1 Distance 2270m

Friday, 27 March 2026



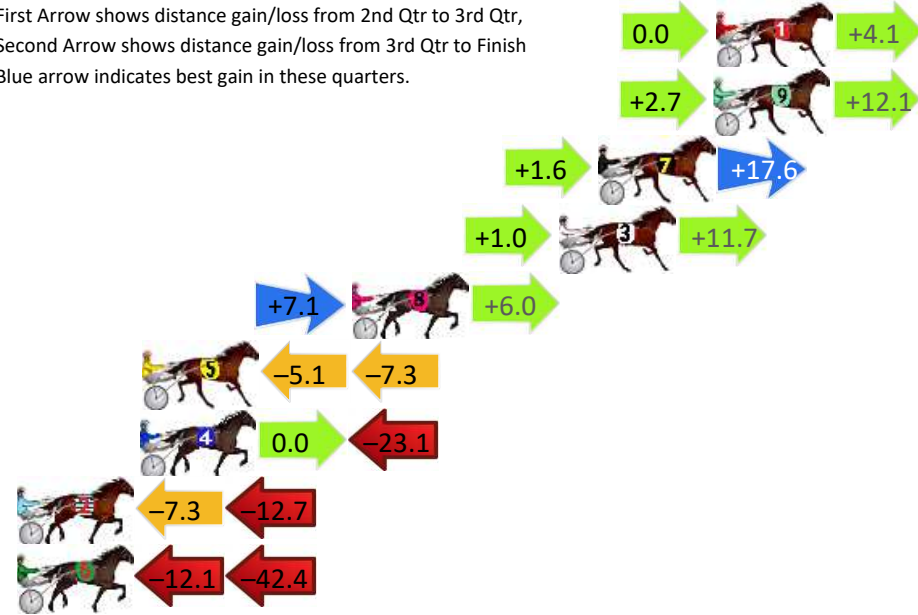
Gross Time: 2:41.30 MileRate: 1:54.40 LeadTime: 46.80s First Qtr: 30.10s Second Qtr: 28.90s Third Qtr: 27.70s Fourth Qtr: 27.80s

DATA TABLE: 800 / 400 Posi's are position from leader and (how wide the horse was at that position)

NoHorse	Plc	Mar	800 Posi	400 Posi	Time	3rd Qtr	4th Qt
1 SANCHEZ	1	0.0m	4.1m (0)	4.1m (0)	2:41.30	27.70s	27.52s
9 WAR DAN BUDDY	2	0.1m	14.9m (1)	12.2m (3)	2:41.31	27.51s	26.97s
7 MY ULTIMATE BARNEY	3	4.7m	23.9m (1)	22.3m (3)	2:41.64	27.59s	26.60s
3 SEASIDER	4	6.3m	19.0m (1)	18.0m (3)	2:41.76	27.63s	27.02s
8 OUR GOAT	5	14.6m	27.7m (1)	20.6m (2)	2:42.37	27.21s	27.45s
5 THALASSOPHOBIA	6	23.0m	10.6m (1)	15.7m (2)	2:42.98	28.05s	28.40s
4 SOHO GUNSLINGER	7	23.1m	0.0m (0)	0.0m (0)	2:42.99	27.70s	29.49s
2 OCTAGONISE	8	28.4m	8.4m (0)	15.7m (0)	2:43.38	28.20s	28.80s
6 RAVISHING SLOY	9	60.7m	6.2m (1)	18.3m (1)	2:45.74	28.53s	30.98s

Finish Position and metres gained

First Arrow shows distance gain/loss from 2nd Qtr to 3rd Qtr, Second Arrow shows distance gain/loss from 3rd Qtr to Finish
Blue arrow indicates best gain in these quarters.



Wagga Riverina Race 2 Distance 2270m

Friday, 27 March 2026


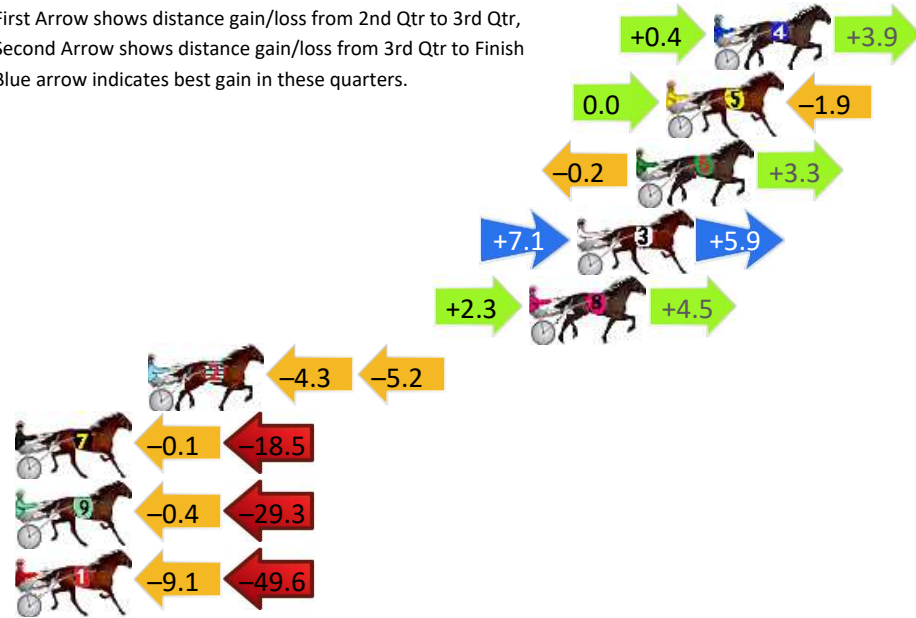
Gross Time: 2:42.90 MileRate: 1:55.50 LeadTime: 47.40s First Qtr: 29.40s Second Qtr: 28.00s Third Qtr: 28.50s Fourth Qtr: 29.60s

DATA TABLE: 800 / 400 Posi's are position from leader and (how wide the horse was at that position)

No	Horse	Plc	Mar	800 Posi	400 Posi	Time	3rd Qtr	4th Qt
4	KIMCANDO	1	0.0m	4.3m (0)	3.9m (0)	2:42.90	28.48s	29.32s
5	MY LITTLE BO	2	1.9m	0.0m (0)	0.0m (0)	2:43.05	28.50s	29.75s
6	SMIRKIN SERENE	3	3.1m	6.2m (1)	6.4m (1)	2:43.14	28.53s	29.38s
3	SIREN SEA	4	5.5m	18.5m (1)	11.4m (3)	2:43.33	28.03s	29.21s
8	PLATINUM JEWEL	5	7.4m	14.2m (1)	11.9m (0)	2:43.47	28.37s	29.31s
2	IM BUTTER BLUE	6	22.7m	13.2m (0)	17.5m (1)	2:44.66	28.84s	30.10s
7	FARFALLA STRIDE	7	28.8m	10.2m (1)	10.3m (2)	2:45.13	28.53s	31.09s
9	LUX AETERNA	8	31.8m	2.1m (1)	2.5m (1)	2:45.37	28.53s	31.89s
1	BIZZIE LIZZIE	9	67.6m	8.9m (0)	18.0m (0)	2:48.14	29.18s	33.54s

Finish Position and metres gained

First Arrow shows distance gain/loss from 2nd Qtr to 3rd Qtr, Second Arrow shows distance gain/loss from 3rd Qtr to Finish
Blue arrow indicates best gain in these quarters.



Visual positions in race at 2nd Quarter



Visual positions in race at 3rd Quarter

Wagga Riverina Race 3 Distance 2270m

Friday, 27 March 2026

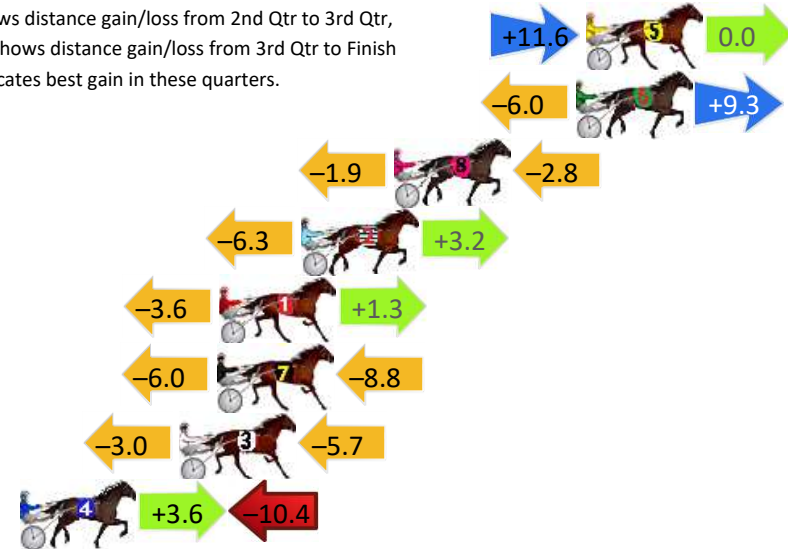
Gross Time: 2:40.80 MileRate: 1:54.00 LeadTime: 46.30s First Qtr: 29.10s Second Qtr: 29.20s Third Qtr: 28.00s Fourth Qtr: 28.20s

DATA TABLE: 800 / 400 Posi's are position from leader and (how wide the horse was at that position)

No	Horse	Plc	Mar	800 Posi	400 Posi	Time	3rd Qtr	4th Qt
5	SWEET ON LEXY	1	0.0m	11.6m (1)	0.0m (0)	2:40.80	27.19s	28.20s
6	SINALOA	2	0.4m	3.7m (0)	9.7m (0)	2:40.83	28.42s	27.55s
8	DOUBLE LOU	3	7.7m	3.0m (1)	4.9m (1)	2:41.37	28.13s	28.43s
2	SOHO DARKNSTORMY	4	11.4m	8.3m (0)	14.6m (0)	2:41.64	28.44s	28.02s
1	WAVES OF CHANCE	5	14.7m	12.4m (0)	16.0m (1)	2:41.89	28.26s	28.17s
7	HESITATE	6	14.8m	0.0m (0)	6.0m (0)	2:41.90	28.42s	28.88s
3	SEATHESTARS	7	16.3m	7.6m (1)	10.6m (1)	2:42.01	28.21s	28.67s
4	FORCE FULL	8	22.7m	15.9m (1)	12.3m (2)	2:42.48	27.75s	29.02s

Finish Position and metres gained

First Arrow shows distance gain/loss from 2nd Qtr to 3rd Qtr, Second Arrow shows distance gain/loss from 3rd Qtr to Finish
Blue arrow indicates best gain in these quarters.



800

Visual positions in race at 2nd Quarter



400

Visual positions in race at 3rd Quarter



Wagga Riverina Race 4 Distance 2270m

Friday, 27 March 2026

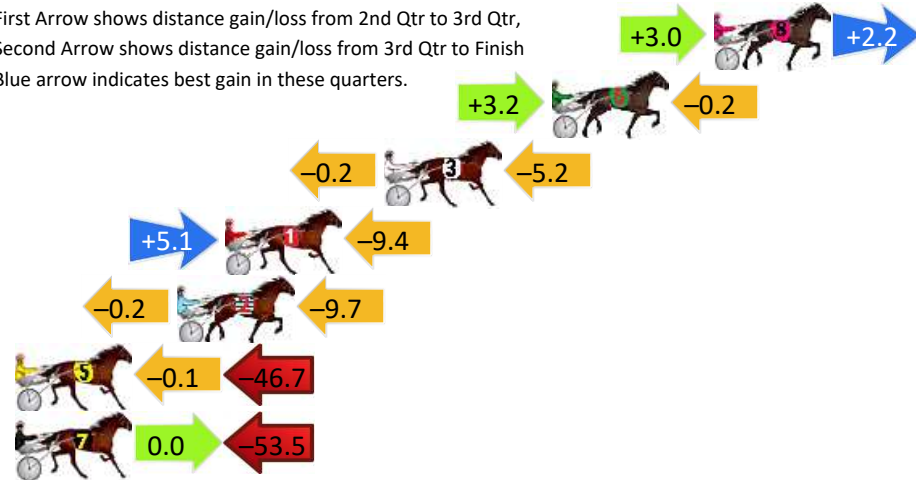
Gross Time: 2:47.10 MileRate: 1:58.50 LeadTime: 47.50s First Qtr: 31.10s Second Qtr: 29.90s Third Qtr: 30.30s Fourth Qtr: 28.30s

DATA TABLE: 800 / 400 Posi's are position from leader and (how wide the horse was at that position)

No	Horse	Plc	Mar	800 Posi	400 Posi	Time	3rd Qtr	4th Qt
8	GUNNA RELOAD	1	0.0m	5.2m (1)	2.2m (1)	2:47.10	30.07s	28.14s
6	PEACE OUT	2	6.5m	9.5m (1)	6.3m (1)	2:47.58	30.05s	28.32s
3	ISLA ROCHELLE	3	13.2m	7.8m (0)	8.0m (0)	2:48.08	30.30s	28.70s
1	ALWAYS ADORNED	4	19.6m	15.3m (0)	10.2m (1)	2:48.56	29.90s	29.02s
2	LE BETTY	5	21.5m	11.6m (0)	11.8m (0)	2:48.70	30.30s	29.04s
5	CERISE RAINBOW	6	50.6m	3.8m (0)	3.9m (0)	2:50.86	30.30s	31.78s
7	SUGAR PIE HONEY	7	53.5m	0.0m (0)	0.0m (0)	2:51.08	30.30s	32.28s

Finish Position and metres gained

First Arrow shows distance gain/loss from 2nd Qtr to 3rd Qtr,
Second Arrow shows distance gain/loss from 3rd Qtr to Finish
Blue arrow indicates best gain in these quarters.



8
0
0

Visual positions in race at 2nd Quarter



4
0
0

Visual positions in race at 3rd Quarter



Wagga Riverina Race 5 Distance 1740m

Friday, 27 March 2026


Gross Time: 2:01.80 MileRate: 1:52.70 LeadTime: 8.70s First Qtr: 28.70s Second Qtr: 28.20s Third Qtr: 27.70s Fourth Qtr: 28.50s

DATA TABLE: 800 / 400 Posi's are position from leader and (how wide the horse was at that position)

No	Horse	Plc	Mar	800 Posi	400 Posi	Time	3rd Qtr	4th Qt
7	HELLUVA	1	0.0m	0.0m (0)	0.0m (0)	2:01.80	27.70s	28.50s
5	CARLO GAMBINO	2	3.8m	12.0m (1)	13.5m (1)	2:02.08	27.81s	27.84s
8	HORN PLAYER	3	9.6m	3.0m (1)	4.3m (1)	2:02.52	27.79s	28.92s
3	FASTING	4	10.2m	12.8m (0)	16.6m (0)	2:02.56	27.98s	28.10s
2	CHICAGO BART	5	10.4m	4.1m (0)	4.3m (0)	2:02.58	27.72s	28.98s
4	HEZ DUSTY	6	13.7m	8.0m (1)	9.5m (1)	2:02.83	27.81s	28.87s
6	HES CHIMING	7	31.4m	18.9m (0)	23.2m (0)	2:04.15	28.02s	29.23s
1	KEAYANG JIGSAW	8	36.9m	7.9m (0)	12.0m (0)	2:04.56	28.00s	30.42s

Finish Position and metres gained

First Arrow shows distance gain/loss from 2nd Qtr to 3rd Qtr, Second Arrow shows distance gain/loss from 3rd Qtr to Finish
Blue arrow indicates best gain in these quarters.



8
0
0

Visual positions in race at 2nd Quarter



4
0
0

Visual positions in race at 3rd Quarter



Wagga Riverina Race 6 Distance 1740m

Friday, 27 March 2026


Gross Time: 2:07.40 MileRate: 1:57.80 LeadTime: 8.90s First Qtr: 29.90s Second Qtr: 30.50s Third Qtr: 29.80s Fourth Qtr: 28.30s

DATA TABLE: 800 / 400 Posi's are position from leader and (how wide the horse was at that position)

No	Horse	Plc	Mar	800 Posi	400 Posi	Time	3rd Qtr	4th Qt
7	WILLIAM AITCH	1	0.0m	3.1m (1)	0.3m (1)	2:07.40	29.59s	28.28s
2	ELLE ARE EM	2	1.4m	0.0m (0)	0.0m (0)	2:07.50	29.80s	28.40s
11	WARRAWEES SHOUT	3	1.9m	15.2m (1)	11.9m (2)	2:07.54	29.53s	27.58s
1	THE KID BILLY	4	5.7m	4.1m (0)	4.2m (0)	2:07.82	29.80s	28.42s
3	INDEPENDENT GEORGE	5	9.8m	17.0m (0)	16.9m (1)	2:08.13	29.76s	27.81s
5	RYKER	6	10.9m	8.4m (0)	8.3m (0)	2:08.21	29.78s	28.51s
10	TRUGOLD	7	12.8m	11.2m (1)	7.5m (2)	2:08.35	29.51s	28.71s
9	STOLEN ONE	8	13.0m	12.4m (0)	12.2m (1)	2:08.37	29.76s	28.39s
6	THE PRIVATE DEAL	9	31.9m	7.1m (1)	5.8m (1)	2:09.77	29.69s	30.25s

Finish Position and metres gained

First Arrow shows distance gain/loss from 2nd Qtr to 3rd Qtr, Second Arrow shows distance gain/loss from 3rd Qtr to Finish
Blue arrow indicates best gain in these quarters.



800

Visual positions in race at 2nd Quarter



400

Visual positions in race at 3rd Quarter



Wagga Riverina Race 7 Distance 1740m

Friday, 27 March 2026



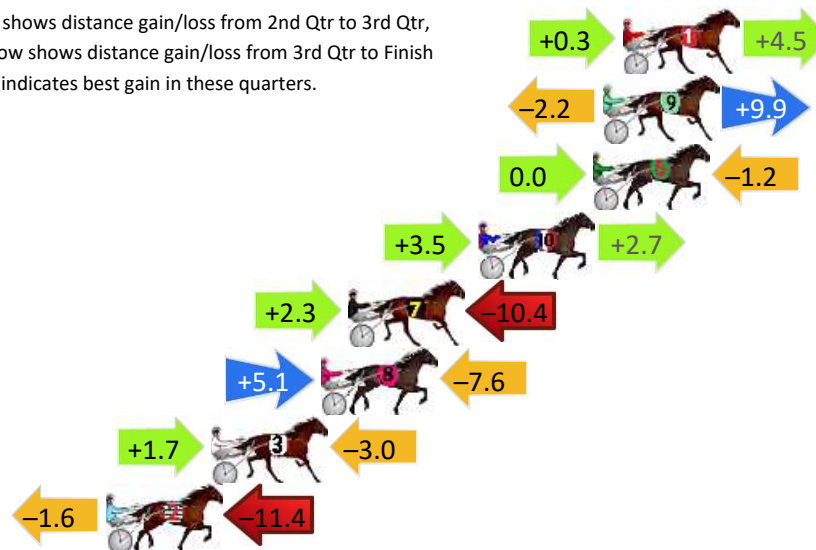
Gross Time: 2:04.90 MileRate: 1:55.60 LeadTime: 8.50s First Qtr: 29.50s Second Qtr: 29.80s Third Qtr: 28.50s Fourth Qtr: 28.60s

DATA TABLE: 800 / 400 Posi's are position from leader and (how wide the horse was at that position)

No	Horse	Plc	Mar	800 Posi	400 Posi	Time	3rd Qtr	4th Qt
1	NORMS LADY	1	0.0m	4.8m (0)	4.5m (0)	2:04.90	28.48s	28.28s
9	NEEDBEE	2	0.8m	8.5m (0)	10.7m (0)	2:04.96	28.66s	27.90s
6	VIEW THE ART	3	1.2m	0.0m (0)	0.0m (0)	2:04.99	28.50s	28.69s
10	LEXYS ON SONG	4	5.8m	12.0m (1)	8.5m (2)	2:05.34	28.25s	28.44s
7	MISTER SEASIDE	5	11.0m	2.9m (1)	0.6m (1)	2:05.73	28.33s	29.39s
8	KEAYANG GALLIANO	6	12.1m	9.6m (2)	4.5m (1)	2:05.81	28.14s	29.19s
3	ONTHADARKSIDE	7	16.5m	15.2m (2)	13.5m (2)	2:06.14	28.38s	28.88s
2	LOUIS THE LEGEND	8	20.7m	7.7m (1)	9.3m (1)	2:06.45	28.61s	29.49s

Finish Position and metres gained

First Arrow shows distance gain/loss from 2nd Qtr to 3rd Qtr, Second Arrow shows distance gain/loss from 3rd Qtr to Finish
Blue arrow indicates best gain in these quarters.



Wagga Riverina Race 8 Distance 1740m

Friday, 27 March 2026

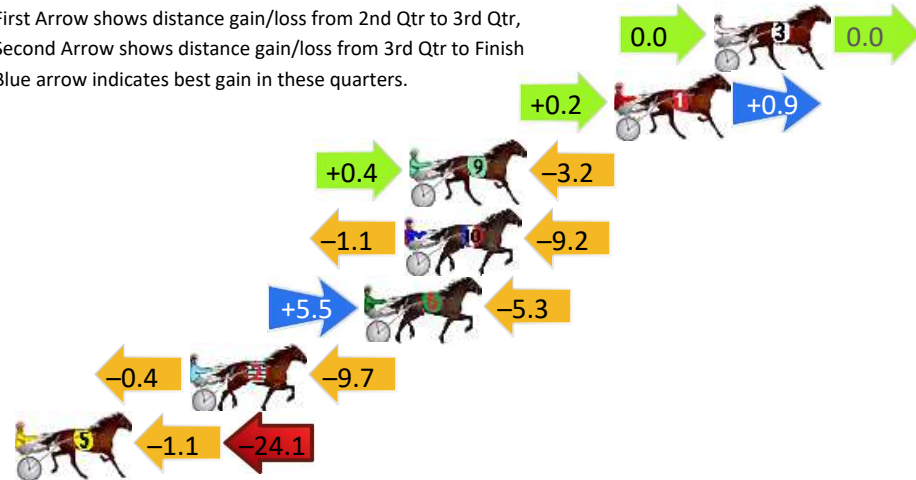
Gross Time: 2:06.00 MileRate: 1:56.60 LeadTime: 9.10s First Qtr: 30.60s Second Qtr: 30.60s Third Qtr: 28.40s Fourth Qtr: 27.30s

DATA TABLE: 800 / 400 Posi's are position from leader and (how wide the horse was at that position)

No	Horse	Plc	Mar	800 Posi	400 Posi	Time	3rd Qtr	4th Qt
3	HEZAFLASHONE	1	0.0m	0.0m (0)	0.0m (0)	2:06.00	28.40s	27.30s
1	SHOOBEE LOU	2	4.0m	5.1m (0)	4.9m (0)	2:06.29	28.38s	27.25s
9	LESSISMORE	3	12.2m	9.4m (0)	9.0m (0)	2:06.88	28.36s	27.56s
10	FEELGOOD RAY	4	12.4m	2.1m (1)	3.2m (1)	2:06.89	28.47s	27.97s
6	ALWAYSTHEWILDEST	5	14.0m	14.2m (0)	8.7m (2)	2:07.01	28.00s	27.71s
2	BOUY	6	21.0m	10.9m (1)	11.3m (1)	2:07.51	28.41s	28.03s
5	ORSINO BELLE	7	31.6m	6.4m (1)	7.5m (1)	2:08.27	28.47s	29.05s

Finish Position and metres gained

First Arrow shows distance gain/loss from 2nd Qtr to 3rd Qtr,
Second Arrow shows distance gain/loss from 3rd Qtr to Finish
Blue arrow indicates best gain in these quarters.



8
0
0

Visual positions in race at 2nd Quarter



4
0
0

Visual positions in race at 3rd Quarter



Wagga Riverina Race 9 Distance 1740m

Friday, 27 March 2026


Gross Time: 2:05.30 MileRate: 1:55.90 LeadTime: 8.90s First Qtr: 29.90s Second Qtr: 29.70s Third Qtr: 27.50s Fourth Qtr: 29.30s

DATA TABLE: 800 / 400 Posi's are position from leader and (how wide the horse was at that position)

No	Horse	Plc	Mar	800 Posi	400 Posi	Time	3rd Qtr	4th Qt
1	KRISTYSGIRL	1	0.0m	0.0m (0)	0.0m (0)	2:05.30	27.50s	29.30s
3	CRIMSON ROCK	2	0.2m	4.7m (0)	5.4m (0)	2:05.32	27.56s	28.94s
4	GOODTIME JAZZI	3	3.4m	12.1m (1)	11.3m (1)	2:05.56	27.47s	28.76s
2	MILLIE FRANCIS	4	4.9m	3.3m (1)	3.1m (1)	2:05.68	27.49s	29.46s
7	THE BANKER	5	6.8m	16.7m (0)	21.8m (0)	2:05.82	27.90s	28.28s
6	ALL SO SASSY	6	7.2m	16.5m (1)	15.4m (2)	2:05.85	27.46s	28.76s
5	IM HARVEY SPECTER	7	8.7m	12.9m (0)	17.9m (0)	2:05.97	27.88s	28.71s
10	BETTERTHAN THEBOYZ	8	9.8m	7.7m (1)	7.4m (1)	2:06.05	27.49s	29.53s
9	FIFTYSHADES OF HAY	9	13.0m	8.5m (0)	13.3m (0)	2:06.30	27.86s	29.36s
8	SECURITY CHECK	10	30.7m	20.9m (1)	22.4m (1)	2:07.66	27.65s	30.08s

Finish Position and metres gained

First Arrow shows distance gain/loss from 2nd Qtr to 3rd Qtr, Second Arrow shows distance gain/loss from 3rd Qtr to Finish
Blue arrow indicates best gain in these quarters.



800

Visual positions in race at 2nd Quarter



400

Visual positions in race at 3rd Quarter



Wagga Riverina Race 10 Distance 1740m

Friday, 27 March 2026

Gross Time: 2:04.30 MileRate: 1:55.00 LeadTime: 8.70s First Qtr: 28.90s Second Qtr: 28.20s Third Qtr: 28.40s Fourth Qtr: 30.10s

DATA TABLE: 800 / 400 Posi's are position from leader and (how wide the horse was at that position)

NoHorse	Plc	Mar	800 Posi	400 Posi	Time	3rd Qtr	4th Qt
10 SEASIDE SID	1	0.0m	0.0m (0)	0.0m (0)	2:04.30	28.40s	30.10s
7 PIRANI PRINCESS	2	1.9m	12.1m (1)	10.2m (2)	2:04.45	28.29s	29.51s
2 MILLWOOD GRACE	3	4.4m	4.3m (0)	4.7m (0)	2:04.65	28.44s	30.11s
8 TUFFASNAILS	4	11.9m	16.4m (1)	8.5m (3)	2:05.24	27.87s	30.42s
9 ROLL TO THE TOP	5	11.9m	13.1m (0)	12.8m (1)	2:05.24	28.41s	30.11s
1 MUSCLE TOWN	6	16.1m	9.1m (0)	9.1m (0)	2:05.57	28.42s	30.71s
5 OURSURFINSAFARI	7	17.3m	7.5m (1)	8.4m (1)	2:05.66	28.48s	30.85s
4 BULLETIN	8	31.4m	3.4m (2)	3.0m (1)	2:06.78	28.38s	32.36s
3 HANCOCKS HERO	9	170.5m	1.6m (1)	113.3m (1)	2:17.74	36.53s	35.30s

Finish Position and metres gained

First Arrow shows distance gain/loss from 2nd Qtr to 3rd Qtr, Second Arrow shows distance gain/loss from 3rd Qtr to Finish
Blue arrow indicates best gain in these quarters.

