

Bathurst Race 1 Distance 1730m

Saturday, 28 March 2026

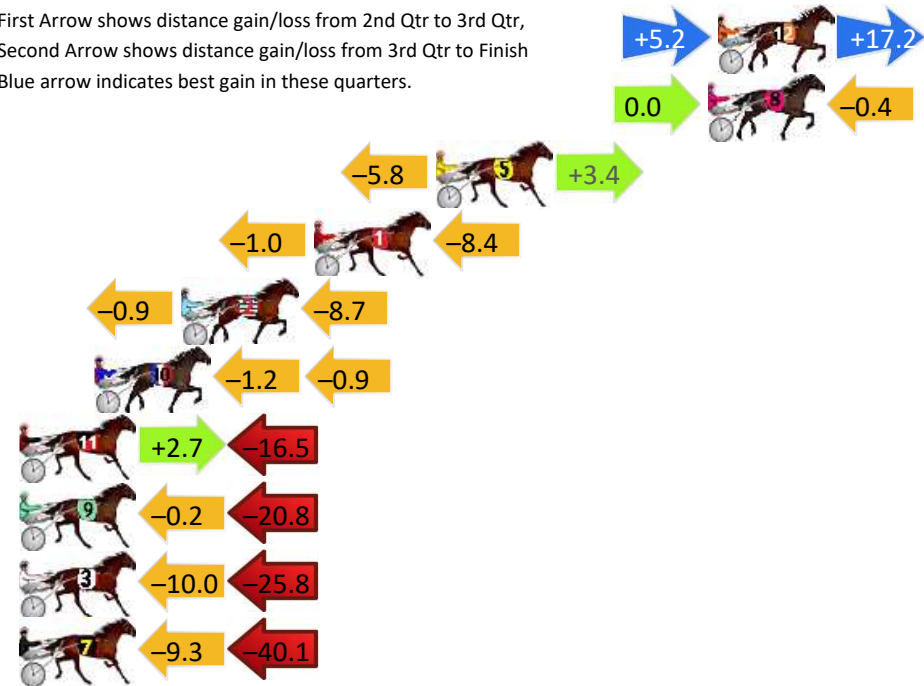
Gross Time: 2:04.70 MileRate: 1:56.00 LeadTime: 8.00s First Qtr: 28.50s Second Qtr: 30.20s Third Qtr: 28.00s Fourth Qtr: 30.00s

DATA TABLE: 800 / 400 Posi's are position from leader and (how wide the horse was at that position)

No	Horse	Plc	Mar	800 Posi	400 Posi	Time	3rd Qtr	4th Qt
12	ATOMIK GO ANNA	1	0.0m	22.4m (0)	17.2m (2)	2:04.70	27.68s	28.76s
8	SHOWEMHOW	2	0.4m	0.0m (0)	0.0m (0)	2:04.73	28.00s	30.03s
5	NANGARA TULHURST	3	11.3m	8.9m (0)	14.7m (1)	2:05.59	28.44s	29.83s
1	BETTORCHECKHERO UT	4	16.2m	6.8m (1)	7.8m (0)	2:05.97	28.09s	30.71s
2	MACHZINE MAHONEY	5	21.5m	11.9m (1)	12.8m (2)	2:06.39	28.09s	30.77s
10	OUR ULTIMATE HEIDI	6	25.0m	22.9m (1)	24.1m (1)	2:06.66	28.15s	30.22s
11	OUTTA THE ORDINARY	7	30.9m	17.1m (1)	14.4m (3)	2:07.13	27.85s	31.39s
9	INTIMATE DANGER	8	48.6m	27.6m (0)	27.8m (2)	2:08.52	28.08s	31.82s
3	START CHEERING	9	50.2m	14.4m (0)	24.4m (0)	2:08.64	28.76s	32.18s
7	ROCK THE JET	10	54.0m	4.6m (0)	13.9m (0)	2:08.94	28.68s	33.24s

Finish Position and metres gained

First Arrow shows distance gain/loss from 2nd Qtr to 3rd Qtr, Second Arrow shows distance gain/loss from 3rd Qtr to Finish
Blue arrow indicates best gain in these quarters.



800

Visual positions in race at 2nd Quarter



400

Visual positions in race at 3rd Quarter

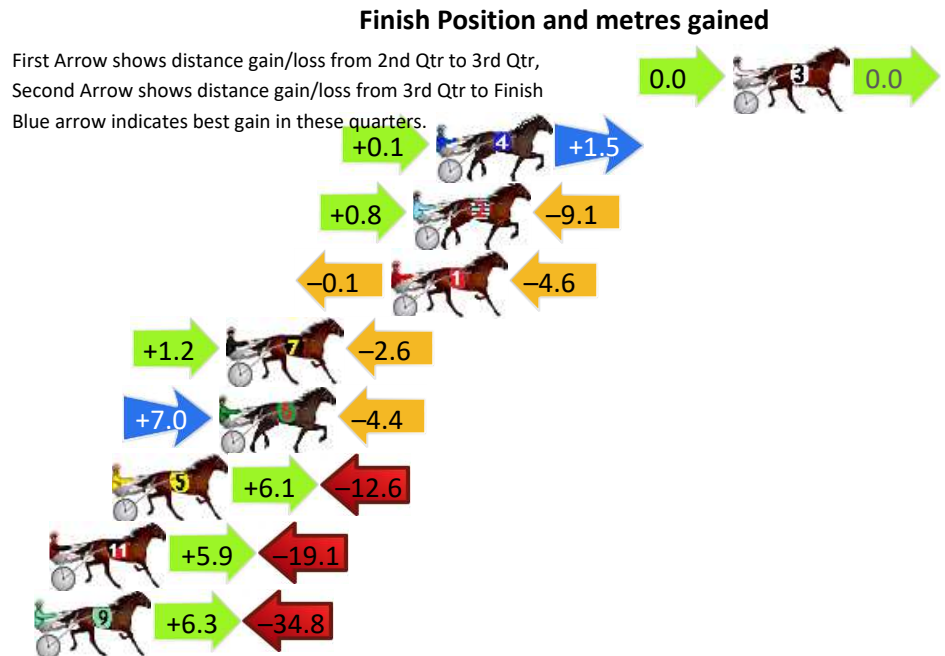
Bathurst Race 2 Distance 1730m

Saturday, 28 March 2026

Gross Time: 2:03.80 MileRate: 1:55.20 LeadTime: 8.00s First Qtr: 28.70s Second Qtr: 30.60s Third Qtr: 28.60s Fourth Qtr: 27.90s

DATA TABLE: 800 / 400 Posi's are position from leader and (how wide the horse was at that position)

No	Horse	Plc	Mar	800 Posi	400 Posi	Time	3rd Qtr	4th Qt
3	DON HUNTER	1	0.0m	0.0m (0)	0.0m (0)	2:03.80	28.60s	27.90s
4	THE MYTEE DUCK	2	11.9m	13.5m (0)	13.4m (0)	2:04.67	28.58s	27.83s
2	SEASTRIKE	3	12.8m	4.5m (0)	3.7m (0)	2:04.74	28.54s	28.58s
1	BORDENTOWN	4	13.7m	9.0m (0)	9.1m (0)	2:04.81	28.60s	28.27s
7	FLINCENT	5	20.3m	18.9m (0)	17.7m (0)	2:05.29	28.50s	28.15s
6	SCAR STRUCK	6	20.6m	23.2m (1)	16.2m (1)	2:05.31	28.09s	28.27s
5	WICKEDLY SMOOTH	7	24.9m	18.4m (1)	12.3m (1)	2:05.63	28.15s	28.87s
11	MY ULTIMATE HENRY	8	27.4m	14.2m (1)	8.3m (1)	2:05.81	28.17s	29.33s
9	HESINHEAVENNOW	9	38.5m	10.0m (1)	3.7m (1)	2:06.62	28.15s	30.46s



800

Visual positions in race at 2nd Quarter



400

Visual positions in race at 3rd Quarter



Bathurst Race 3 Distance 2260m




Saturday, 28 March 2026

Gross Time: 2:42.50 MileRate: 1:55.70 LeadTime: 47.00s First Qtr: 31.20s Second Qtr: 28.10s Third Qtr: 27.30s Fourth Qtr: 28.90s

DATA TABLE: 800 / 400 Posi's are position from leader and (how wide the horse was at that position)

No	Horse	Plc	Mar	800 Posi	400 Posi	Time	3rd Qtr	4th Qt
10	RIPP	1	0.0m	0.0m (0)	0.0m (0)	2:42.50	27.30s	28.90s
7	KANENA PROVLIMA	2	4.5m	9.4m (0)	13.2m (0)	2:42.84	27.58s	28.32s
4	ALFNALMA	3	8.4m	4.7m (0)	7.5m (0)	2:43.14	27.50s	29.02s
8	GLITTER AINT GOLD	4	13.4m	22.8m (1)	24.1m (2)	2:43.52	27.43s	28.24s
6	SAINT VERAN	5	15.0m	23.0m (0)	26.9m (0)	2:43.64	27.62s	28.16s
1	IM DESIRABLE	6	22.6m	18.3m (0)	22.9m (0)	2:44.21	27.66s	29.01s
3	NOSAER	7	31.3m	18.1m (1)	20.1m (2)	2:44.87	27.47s	29.87s
2	PURE GRUNT	8	40.0m	13.6m (0)	18.3m (0)	2:45.53	27.66s	30.65s
5	SHADES OF MIKI	9	43.0m	14.0m (1)	17.5m (1)	2:45.76	27.57s	30.94s
9	WHERE'S THE GOLD	10	96.1m	54.2m (0)	63.3m (0)	2:49.79	28.04s	31.77s

Finish Position and metres gained



Bathurst Race 4 Distance 1730m

Saturday, 28 March 2026



Gross Time: 2:01.50 MileRate: 1:53.00 LeadTime: 8.40s First Qtr: 27.10s Second Qtr: 29.50s Third Qtr: 27.70s Fourth Qtr: 28.80s

DATA TABLE: 800 / 400 Posi's are position from leader and (how wide the horse was at that position)

NoHorse	Plc	Mar	800 Posi	400 Posi	Time	3rd Qtr	4th Qt
7 WILLOWS GIRL	1	0.0m	8.0m (1)	4.0m (1)	2:01.50	27.43s	28.52s
8 RIPPLES	2	1.1m	3.3m (1)	0.0m (1)	2:01.58	27.47s	28.88s
10 EYE WISH	3	3.6m	9.3m (0)	8.3m (0)	2:01.77	27.64s	28.49s
12 YIRRADIVA	4	5.9m	21.1m (1)	8.0m (1)	2:01.95	26.81s	28.69s
11 WHERE'S MY REASON	5	7.3m	13.7m (0)	12.0m (1)	2:02.05	27.60s	28.51s
2 SPARKLING SEA	6	7.7m	12.6m (1)	3.1m (2)	2:02.08	27.05s	29.16s
1 DEVIOUS MINDS	7	11.0m	0.0m (0)	0.0m (0)	2:02.33	27.70s	29.63s
5 EMERGING DEAL	8	17.0m	18.0m (0)	18.2m (1)	2:02.79	27.74s	28.81s
9 CAPTURE OUR HEART	9	17.4m	4.7m (0)	4.3m (0)	2:02.82	27.68s	29.82s
3 HIGHINDELIGHT	10	18.4m	17.3m (1)	7.4m (2)	2:02.89	27.03s	29.67s

Finish Position and metres gained

First Arrow shows distance gain/loss from 2nd Qtr to 3rd Qtr, Second Arrow shows distance gain/loss from 3rd Qtr to Finish
Blue arrow indicates best gain in these quarters.



800

Visual positions in race at 2nd Quarter



400

Visual positions in race at 3rd Quarter



Bathurst Race 5 Distance 1730m

Saturday, 28 March 2026


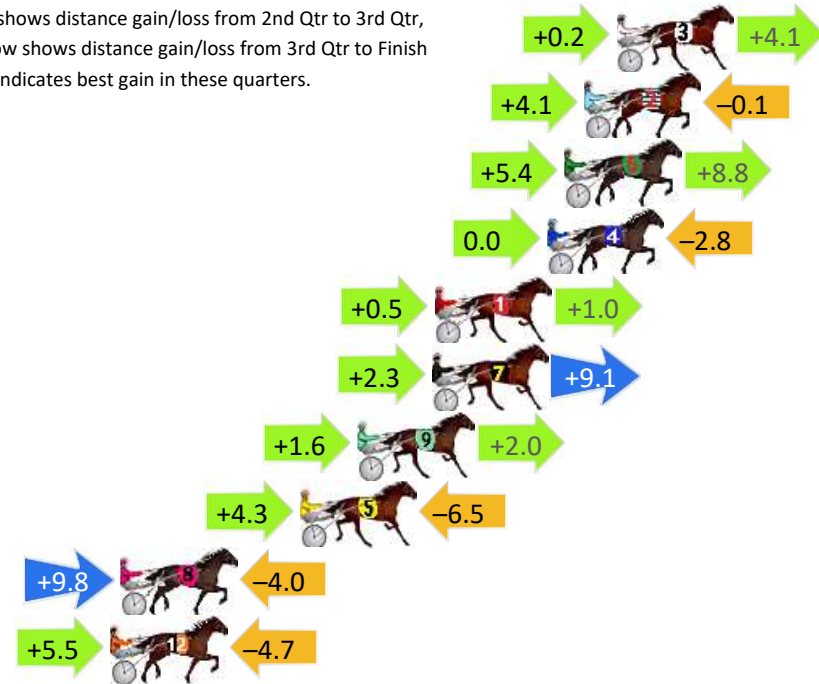
Gross Time: 2:01.00 MileRate: 1:52.60 LeadTime: 8.30s First Qtr: 27.80s Second Qtr: 30.30s Third Qtr: 26.50s Fourth Qtr: 28.10s

DATA TABLE: 800 / 400 Posi's are position from leader and (how wide the horse was at that position)

No	Horse	Plc	Mar	800 Posi	400 Posi	Time	3rd Qtr	4th Qt
3	BROOKLYN DAN	1	0.0m	4.3m (0)	4.1m (0)	2:01.00	26.50s	27.82s
2	YOTTIE	2	1.3m	5.3m (1)	1.2m (1)	2:01.10	26.23s	28.12s
6	HOLLYWOOD STRIP	3	2.1m	16.3m (1)	10.9m (2)	2:01.16	26.17s	27.52s
4	SOHO CHARMER	4	2.8m	0.0m (0)	0.0m (0)	2:01.21	26.50s	28.31s
1	YOU ARE MY WISH	5	7.3m	8.8m (0)	8.3m (0)	2:01.54	26.48s	28.08s
7	MESSAGE BANK	6	7.4m	18.8m (0)	16.5m (0)	2:01.55	26.38s	27.53s
9	BEROCCA BERNIE	7	10.4m	14.0m (0)	12.4m (0)	2:01.77	26.42s	28.03s
5	SOHO TRUMP	8	12.7m	10.5m (1)	6.2m (1)	2:01.94	26.23s	28.62s
8	FRIZZA	9	19.9m	25.7m (1)	15.9m (2)	2:02.47	25.89s	28.49s
12	SOHO PARK AVENUE	10	20.3m	21.1m (1)	15.6m (1)	2:02.50	26.17s	28.54s

Finish Position and metres gained

First Arrow shows distance gain/loss from 2nd Qtr to 3rd Qtr, Second Arrow shows distance gain/loss from 3rd Qtr to Finish
Blue arrow indicates best gain in these quarters.



800

Visual positions in race at 2nd Quarter



400

Visual positions in race at 3rd Quarter



Bathurst Race 6 Distance 1730m

Saturday, 28 March 2026




Gross Time: 2:04.00 MileRate: 1:55.40 LeadTime: 8.10s First Qtr: 28.90s Second Qtr: 30.10s Third Qtr: 27.80s Fourth Qtr: 29.10s

DATA TABLE: 800 / 400 Posi's are position from leader and (how wide the horse was at that position)

No	Horse	Plc	Mar	800 Posi	400 Posi	Time	3rd Qtr	4th Qt
9	BIRDSONG	1	0.0m	14.0m (1)	8.2m (2)	2:04.00	27.41s	28.52s
4	SOHO ASTER	2	4.1m	0.0m (0)	0.0m (0)	2:04.31	27.80s	29.41s
6	LATHER ME UP	3	15.5m	20.3m (0)	17.5m (0)	2:05.18	27.64s	29.04s
2	SWISSVILLE	4	17.5m	9.3m (0)	10.5m (1)	2:05.34	27.90s	29.70s
7	LA CANTATRICE	5	22.5m	20.7m (1)	16.4m (2)	2:05.72	27.53s	29.66s
11	ROCKLEIGHS LEGACY	6	23.4m	15.1m (0)	12.5m (2)	2:05.79	27.64s	30.01s
10	GUNNAREASON	7	26.7m	9.4m (1)	5.4m (1)	2:06.04	27.53s	30.76s
12	SHES A DELANEY	8	28.4m	4.2m (1)	5.7m (0)	2:06.17	27.91s	30.87s
5	LEXY BELLE	9	94.6m	56.2m (0)	62.8m (0)	2:11.22	28.36s	31.88s
1	WALLABY WAY	10	204.4m	122.7m (0)	134.9m (0)	2:19.60	28.86s	35.16s

Finish Position and metres gained

First Arrow shows distance gain/loss from 2nd Qtr to 3rd Qtr, Second Arrow shows distance gain/loss from 3rd Qtr to Finish
Blue arrow indicates best gain in these quarters.



Bathurst Race 7 Distance 1730m

Saturday, 28 March 2026


Gross Time: 2:04.40 MileRate: 1:55.70 LeadTime: 8.20s First Qtr: 29.70s Second Qtr: 30.50s Third Qtr: 28.10s Fourth Qtr: 27.90s

DATA TABLE: 800 / 400 Posi's are position from leader and (how wide the horse was at that position)

No	Horse	Plc	Mar	800 Posi	400 Posi	Time	3rd Qtr	4th Qt
1	JACWILL KID	1	0.0m	0.0m (0)	0.0m (0)	2:04.40	28.10s	27.90s
9	GOCCIADORO	2	4.6m	4.6m (0)	4.0m (0)	2:04.74	28.06s	27.96s
3	TAKE THE MIKI	3	5.1m	5.9m (1)	4.9m (1)	2:04.77	28.03s	27.93s
5	MY ULTIMATE JED	4	13.5m	23.6m (1)	18.1m (1)	2:05.39	27.71s	27.63s
4	ELECTRICUTE	5	15.7m	10.2m (1)	9.2m (1)	2:05.55	28.03s	28.41s
8	RISEABOVETHEREST	6	16.0m	12.6m (0)	13.2m (1)	2:05.57	28.14s	28.15s
12	THEMIDNIGHTEXPRESS	7	19.4m	14.5m (1)	13.8m (2)	2:05.82	28.05s	28.36s
7	REVVIN REYNARD	8	23.1m	19.0m (1)	17.8m (2)	2:06.09	28.01s	28.35s
6	BORN TO ENTERTAIN	9	23.9m	18.3m (0)	15.5m (0)	2:06.15	27.90s	28.57s
11	ATOMIK CRUNCH	10	24.4m	8.6m (0)	9.2m (0)	2:06.19	28.14s	29.05s

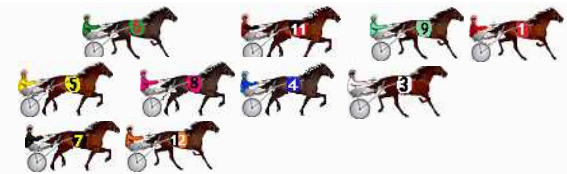
Finish Position and metres gained

First Arrow shows distance gain/loss from 2nd Qtr to 3rd Qtr,
Second Arrow shows distance gain/loss from 3rd Qtr to Finish
Blue arrow indicates best gain in these quarters.



800

Visual positions in race at 2nd Quarter



400

Visual positions in race at 3rd Quarter



Bathurst Race 8 Distance 1730m



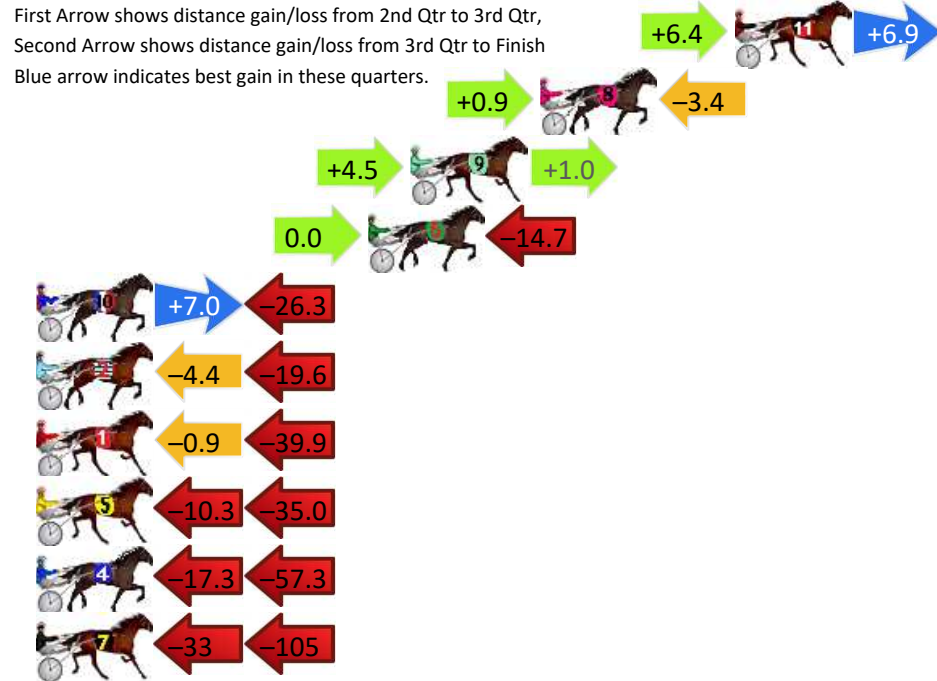
Saturday, 28 March 2026

Gross Time: 2:06.40 MileRate: 1:57.60 LeadTime: 8.60s First Qtr: 29.60s Second Qtr: 29.60s Third Qtr: 29.40s Fourth Qtr: 29.20s

DATA TABLE: 800 / 400 Posi's are position from leader and (how wide the horse was at that position)

No	Horse	Plc	Mar	800 Posi	400 Posi	Time	3rd Qtr	4th Qt
11	NOTANOTHA NAUGHTY	1	0.0m	13.3m (1)	6.9m (1)	2:06.40	28.93s	28.70s
8	GLADIATRIX	2	7.8m	5.3m (1)	4.4m (0)	2:07.00	29.33s	29.48s
9	IM HAVINTOTROT	3	13.0m	18.5m (1)	14.0m (1)	2:07.40	29.07s	29.18s
6	DEEP LOVE	4	14.7m	0.0m (0)	0.0m (0)	2:07.53	29.40s	30.33s
10	CEE CEE IN PARIS	5	28.8m	9.5m (1)	2.5m (1)	2:08.61	28.89s	31.23s
2	IM DREAMING	6	30.6m	6.6m (0)	11.0m (0)	2:08.74	29.72s	30.74s
1	PRINCE KENNY	7	55.3m	14.5m (0)	15.4m (0)	2:10.64	29.46s	32.32s
5	WHAT THE TOOTH	8	102.0m	56.7m (0)	67.0m (0)	2:14.21	30.14s	32.13s
4	DALAHASTEN	9	168.2m	93.6m (0)	110.9m (0)	2:19.28	30.64s	34.00s
7	ET JULIETTE	10	309.8m	173.0m (0)	205.7m (0)	2:30.13	31.74s	37.95s

Finish Position and metres gained



Bathurst Race 9 Distance 1730m

Saturday, 28 March 2026



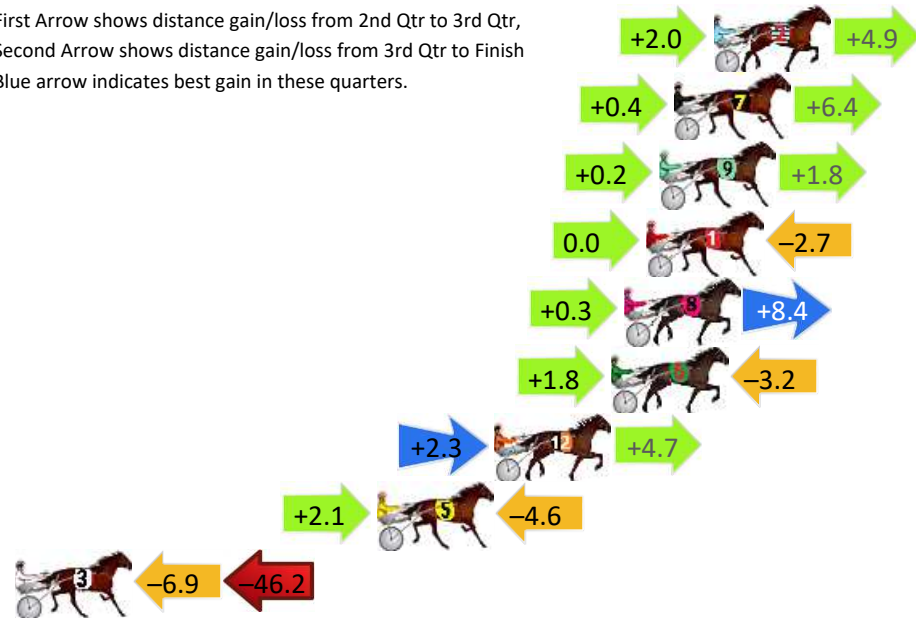
Gross Time: 2:06.00 MileRate: 1:57.20 LeadTime: 8.10s First Qtr: 30.10s Second Qtr: 31.60s Third Qtr: 28.80s Fourth Qtr: 27.40s

DATA TABLE: 800 / 400 Posi's are position from leader and (how wide the horse was at that position)

No	Horse	Plc	Mar	800 Posi	400 Posi	Time	3rd Qtr	4th Qt
2	REWATCH	1	0.0m	6.9m (1)	4.9m (1)	2:06.00	28.65s	27.06s
7	SENTOSAR	2	1.6m	8.4m (0)	8.0m (0)	2:06.12	28.76s	26.96s
9	AURORA MIGHTY ROB	3	2.2m	4.2m (0)	4.0m (0)	2:06.16	28.78s	27.28s
1	SOHO WASHINGTON	4	2.7m	0.0m (0)	0.0m (0)	2:06.19	28.80s	27.59s
8	MISTER AMERICANO	5	3.6m	12.3m (0)	12.0m (0)	2:06.26	28.76s	26.82s
6	RED BULL BERNIE	6	4.1m	2.7m (1)	0.9m (1)	2:06.30	28.67s	27.64s
12	BENJAMIN	7	8.8m	15.8m (1)	13.5m (1)	2:06.63	28.61s	27.09s
5	EMPEROR	8	13.5m	11.0m (1)	8.9m (1)	2:06.97	28.63s	27.75s
3	SMOOTH BUCKAROO	9	135.0m	81.9m (0)	88.8m (0)	2:15.74	29.14s	30.94s

Finish Position and metres gained

First Arrow shows distance gain/loss from 2nd Qtr to 3rd Qtr, Second Arrow shows distance gain/loss from 3rd Qtr to Finish. Blue arrow indicates best gain in these quarters.



Bathurst Race 10 Distance 1730m

Saturday, 28 March 2026

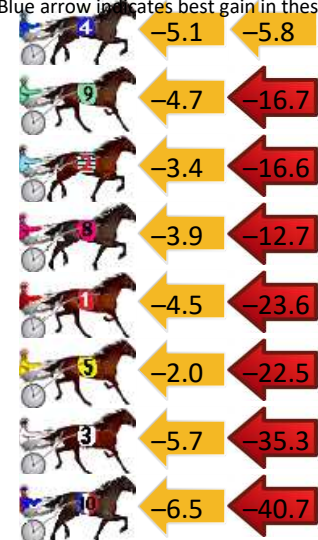
Gross Time: 2:02.30 MileRate: 1:53.80 LeadTime: 8.10s First Qtr: 28.50s Second Qtr: 28.80s Third Qtr: 28.00s Fourth Qtr: 28.90s

DATA TABLE: 800 / 400 Posi's are position from leader and (how wide the horse was at that position)

NoHorse	Plc	Mar	800 Posi	400 Posi	Time	3rd Qtr	4th Qt
12 PERFECTDELIGHT	1	0.0m	0.0m (0)	0.0m (0)	2:02.30	28.00s	28.90s
4 THREETWONINE	2	28.1m	17.2m (0)	22.3m (3)	2:04.43	28.38s	29.45s
9 MAMMALS JEWEL	3	30.0m	8.6m (0)	13.3m (0)	2:04.58	28.34s	30.24s
2 THE ATTRACTOR	4	30.2m	10.2m (1)	13.6m (2)	2:04.59	28.25s	30.23s
8 THERESHEWAS	5	30.8m	14.2m (1)	18.1m (2)	2:04.64	28.29s	29.96s
1 ROCKIN MISS REGINA	6	32.7m	4.6m (0)	9.1m (0)	2:04.78	28.32s	30.74s
5 LAMNA NASUS	7	46.3m	21.8m (0)	23.8m (0)	2:05.81	28.16s	30.73s
3 CHEVAL JULIA	8	46.9m	5.9m (1)	11.6m (1)	2:05.86	28.41s	31.64s
10 LINE OF COURAGE	9	59.9m	12.7m (0)	19.2m (0)	2:06.84	28.48s	32.08s

Finish Position and metres gained

First Arrow shows distance gain/loss from 2nd Qtr to 3rd Qtr, Second Arrow shows distance gain/loss from 3rd Qtr to Finish
Blue arrow indicates best gain in these quarters.



800

Visual positions in race at 2nd Quarter



400

Visual positions in race at 3rd Quarter

