

Newcastle Race 1 Distance 2030m

Saturday, 28 March 2026

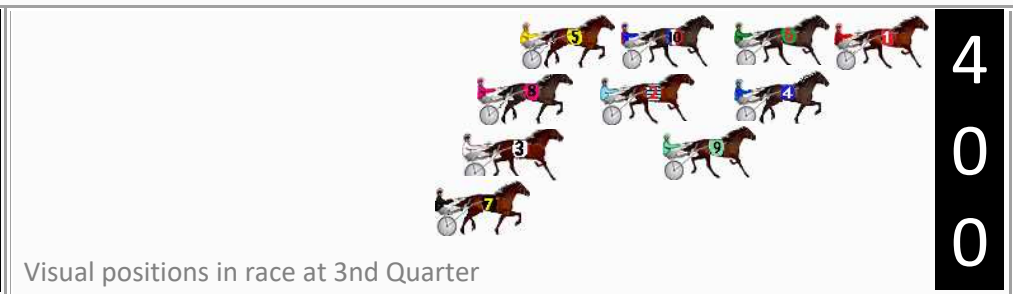


Gross Time: 2:29.00 MileRate: 1:58.10 LeadTime: 30.70s First Qtr: 30.70s Second Qtr: 31.30s Third Qtr: 28.00s Fourth Qtr: 28.30s

DATA TABLE: 800 / 400 Posi's are position from leader and (how wide the horse was at that position)

No	Horse	Plc	Mar	800 Posi	400 Posi	Time	3rd Qtr	4th Qt
6	SWEET ROCKY	1	0.0m	4.6m (0)	4.0m (0)	2:29.00	27.96s	28.02s
10	HES MY REASON	2	0.5m	9.5m (0)	8.6m (0)	2:29.04	27.94s	27.74s
1	AVENGER	3	3.4m	0.0m (0)	0.0m (0)	2:29.25	28.00s	28.55s
5	RADIANT AMBER	4	5.2m	13.8m (0)	12.6m (0)	2:29.39	27.92s	27.81s
4	CHEDDAR VALLEY	5	5.7m	6.0m (1)	4.0m (1)	2:29.42	27.86s	28.44s
8	THE CREEK	6	7.0m	18.4m (0)	14.3m (1)	2:29.52	27.72s	27.82s
2	THREEBUSHES OF AOTS	7	7.6m	14.7m (1)	9.4m (1)	2:29.57	27.64s	28.21s
3	NOTHING BUT WAVES	8	11.3m	19.0m (1)	14.9m (2)	2:29.84	27.72s	28.10s
7	THE CID	9	15.3m	23.9m (1)	16.0m (3)	2:30.14	27.46s	28.32s
9	CONSTANTINA	10	21.1m	10.4m (1)	6.9m (2)	2:30.57	27.76s	29.39s

Finish Position and metres gained

First Arrow shows distance gain/loss from 2nd Qtr to 3rd Qtr, Second Arrow shows distance gain/loss from 3rd Qtr to Finish. Blue arrow indicates best gain in these quarters.



Newcastle Race 2 Distance 1609m

Saturday, 28 March 2026

Gross Time: 1:54.10 MileRate: 1:54.10 LeadTime: 0.00s First Qtr: 27.80s Second Qtr: 30.20s Third Qtr: 27.50s Fourth Qtr: 28.60s

DATA TABLE: 800 / 400 Posi's are position from leader and (how wide the horse was at that position)

No	Horse	Plc	Mar	800 Posi	400 Posi	Time	3rd Qtr	4th Qt
2	OHWHATIWOULDGI VE	1	0.0m	9.4m (1)	6.6m (1)	1:54.10	27.32s	28.14s
3	WAR WESTERN	2	0.4m	0.0m (0)	0.0m (0)	1:54.13	27.50s	28.63s
1	NEXT TO ME	3	0.5m	4.7m (0)	4.6m (0)	1:54.14	27.50s	28.32s
9	D J ROCK	4	6.3m	9.1m (0)	8.6m (0)	1:54.57	27.48s	28.47s
4	SINBINNED	5	6.5m	5.0m (1)	2.3m (1)	1:54.59	27.32s	28.93s
10	DEECEE ROCKIN	6	8.6m	13.8m (1)	10.9m (1)	1:54.75	27.32s	28.49s
7	ROCKNROLL ROCKET	7	10.0m	12.9m (0)	12.1m (0)	1:54.85	27.46s	28.51s
8	IRE OF THE DRAGON	8	10.6m	23.1m (1)	15.8m (0)	1:54.90	27.02s	28.30s
6	TRIED AND TRUSTED	9	16.6m	19.3m (1)	14.9m (1)	1:55.35	27.22s	28.81s

Finish Position and metres gained

First Arrow shows distance gain/loss from 2nd Qtr to 3rd Qtr, Second Arrow shows distance gain/loss from 3rd Qtr to Finish Blue arrow indicates best gain in these quarters.



8
0
0

Visual positions in race at 2nd Quarter



4
0
0

Visual positions in race at 3rd Quarter



Newcastle Race 3 Distance 1609m

Saturday, 28 March 2026


Gross Time: 1:54.70 MileRate: 1:54.70 LeadTime: 0.00s First Qtr: 26.80s Second Qtr: 31.80s Third Qtr: 28.80s Fourth Qtr: 27.30s

DATA TABLE: 800 / 400 Posi's are position from leader and (how wide the horse was at that position)

No	Horse	Plc	Mar	800 Posi	400 Posi	Time	3rd Qtr	4th Qt
3	LOVE A BELLE	1	0.0m	0.0m (0)	0.0m (0)	1:54.70	28.80s	27.30s
5	JETASI	2	3.3m	1.4m (1)	1.7m (1)	1:54.94	28.82s	27.42s
8	QUICKSHIFT GIRL	3	18.5m	5.9m (1)	5.7m (1)	1:56.03	28.78s	28.23s
4	WAT EVER YOU NEED	4	22.2m	13.4m (0)	13.2m (0)	1:56.30	28.76s	27.98s
9	LIMOUSINE CHEEKY	5	22.9m	14.8m (1)	14.9m (1)	1:56.35	28.78s	27.91s
10	SMOLENSKI	6	25.7m	10.3m (1)	10.6m (1)	1:56.55	28.80s	28.41s
2	COOINDALAI	7	27.9m	5.0m (0)	4.6m (0)	1:56.71	28.76s	28.99s
1	THRIPENNY	8	30.7m	9.2m (0)	8.9m (0)	1:56.91	28.76s	28.89s
7	ONETANGI GIRL	9	32.4m	17.9m (0)	17.8m (0)	1:57.03	28.76s	28.39s
6	OPEN THE GATES	10	37.9m	18.7m (1)	18.9m (1)	1:57.42	28.78s	28.70s

Finish Position and metres gained

First Arrow shows distance gain/loss from 2nd Qtr to 3rd Qtr, Second Arrow shows distance gain/loss from 3rd Qtr to Finish. Blue arrow indicates best gain in these quarters.



800

Visual positions in race at 2nd Quarter



400

Visual positions in race at 3rd Quarter



Newcastle Race 4 Distance 1609m

Saturday, 28 March 2026

Gross Time: 1:53.70 MileRate: 1:53.70 LeadTime: 0.00s First Qtr: 26.70s Second Qtr: 30.90s Third Qtr: 27.60s Fourth Qtr: 28.50s

DATA TABLE: 800 / 400 Posi's are position from leader and (how wide the horse was at that position)

No	Horse	Plc	Mar	800 Posi	400 Posi	Time	3rd Qtr	4th Qt
2	PETES CRUNCH TIME	1	0.0m	9.6m (1)	9.2m (1)	1:53.70	27.58s	27.86s
10	OUR UNCLE JIM	2	2.7m	13.7m (1)	12.6m (2)	1:53.90	27.54s	27.82s
5	OBADIAH DRAGON	3	7.7m	18.4m (1)	16.9m (2)	1:54.28	27.52s	27.90s
4	WALTER WARLOCK	4	8.5m	1.5m (1)	1.2m (1)	1:54.34	27.58s	29.06s
1	KING HIT	5	8.5m	0.0m (0)	0.0m (0)	1:54.34	27.60s	29.14s
9	PET KITTY	6	9.6m	5.3m (0)	4.6m (0)	1:54.42	27.56s	28.90s
3	CAPTAIN GROOVE	7	10.4m	5.5m (1)	5.2m (1)	1:54.48	27.58s	28.92s
6	WHATABOYJACK	8	13.7m	9.6m (0)	8.6m (0)	1:54.73	27.54s	28.93s
8	MAJOR REASON	9	14.6m	15.2m (0)	13.2m (0)	1:54.79	27.48s	28.67s
7	SPIRIT KING	10	16.3m	23.6m (1)	20.1m (1)	1:54.92	27.38s	28.32s

Finish Position and metres gained

First Arrow shows distance gain/loss from 2nd Qtr to 3rd Qtr, Second Arrow shows distance gain/loss from 3rd Qtr to Finish
Blue arrow indicates best gain in these quarters.



800

Visual positions in race at 2nd Quarter



400

Visual positions in race at 3rd Quarter



Newcastle Race 5 Distance 1609m

Saturday, 28 March 2026




Gross Time: 1:52.70 MileRate: 1:52.70 LeadTime: 0.00s First Qtr: 26.40s Second Qtr: 29.60s Third Qtr: 27.60s Fourth Qtr: 29.20s

DATA TABLE: 800 / 400 Posi's are position from leader and (how wide the horse was at that position)

No	Horse	Plc	Mar	800 Posi	400 Posi	Time	3rd Qtr	4th Qt
7	JALANEEL	1	0.0m	0.0m (0)	0.0m (0)	1:52.70	27.60s	29.20s
9	LACEYS LAD	2	3.2m	9.3m (0)	9.1m (0)	1:52.95	27.60s	28.81s
10	NO NOTTHEBUTTONS	3	3.9m	14.0m (0)	13.0m (0)	1:53.00	27.56s	28.58s
1	HES CHARLIES ANGEL	4	4.8m	4.4m (0)	4.3m (0)	1:53.07	27.60s	29.27s
4	LOVE LOU	5	9.7m	10.8m (1)	9.6m (1)	1:53.44	27.54s	29.26s
8	ILLAWONG DANNY	6	11.0m	19.2m (0)	17.6m (0)	1:53.54	27.52s	28.80s
2	LITTLE DEMON	7	16.8m	15.5m (1)	13.9m (1)	1:53.99	27.52s	29.51s
6	LIGHT ME UP	8	17.8m	5.0m (1)	4.5m (1)	1:54.06	27.58s	30.24s
5	RICK REILLY	9	36.7m	32.1m (0)	31.2m (0)	1:55.51	27.60s	29.81s
11	LOYALIST	10	198.5m	117.2m (0)	131.4m (0)	2:07.90	28.84s	35.12s

Finish Position and metres gained

First Arrow shows distance gain/loss from 2nd Qtr to 3rd Qtr, Second Arrow shows distance gain/loss from 3rd Qtr to Finish
Blue arrow indicates best gain in these quarters.



Newcastle Race 6 Distance 1609m

Saturday, 28 March 2026



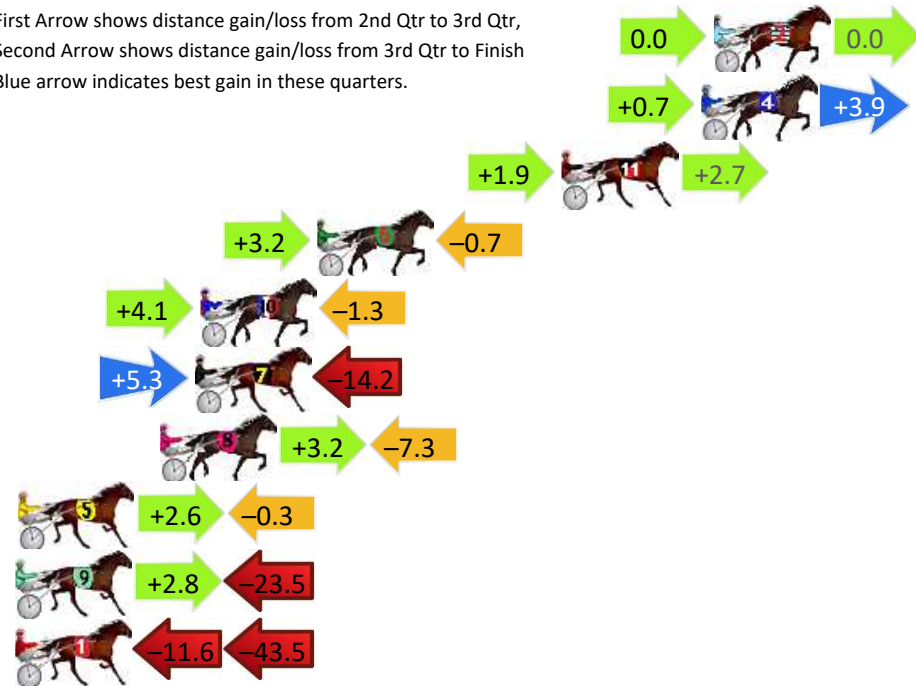
Gross Time: 1:56.50 MileRate: 1:56.50 LeadTime: 0.00s First Qtr: 27.80s Second Qtr: 30.30s Third Qtr: 28.50s Fourth Qtr: 29.90s

DATA TABLE: 800 / 400 Posi's are position from leader and (how wide the horse was at that position)

No	Horse	Plc	Mar	800 Posi	400 Posi	Time	3rd Qtr	4th Qt
2	DESIGNA LABEL	1	0.0m	0.0m (0)	0.0m (0)	1:56.50	28.50s	29.90s
4	IM JUST SAYIN	2	0.5m	5.1m (0)	4.4m (0)	1:56.54	28.46s	29.62s
11	NEVER KNOW SPARKY	3	6.1m	10.7m (0)	8.8m (0)	1:56.98	28.38s	29.74s
6	GOLDNGLITZ	4	15.9m	18.4m (1)	15.2m (1)	1:57.75	28.30s	30.05s
10	SLICK AND SUAVE	5	20.6m	23.4m (1)	19.3m (1)	1:58.11	28.24s	30.11s
7	LETS FLY WITH ME	6	20.8m	11.9m (2)	6.6m (1)	1:58.13	28.14s	31.05s
8	ADDED VALUE	7	22.2m	18.1m (0)	14.9m (0)	1:58.24	28.30s	30.56s
5	DEPASSANT	8	27.9m	30.2m (1)	27.6m (0)	1:58.69	28.36s	30.09s
9	FLIGHT LOUTENANT	9	34.5m	13.8m (1)	11.0m (1)	1:59.20	28.32s	31.80s
1	TREACHEROUS SLOY	10	78.8m	23.7m (0)	35.3m (0)	2:02.67	29.38s	33.51s

Finish Position and metres gained

First Arrow shows distance gain/loss from 2nd Qtr to 3rd Qtr, Second Arrow shows distance gain/loss from 3rd Qtr to Finish
Blue arrow indicates best gain in these quarters.



Newcastle Race 7 Distance 1609m

Saturday, 28 March 2026

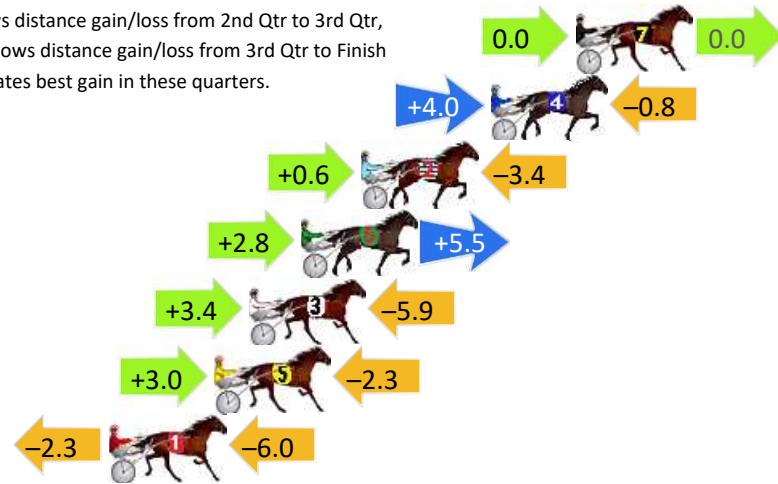
Gross Time: 1:55.80 MileRate: 1:55.80 LeadTime: 0.00s First Qtr: 28.30s Second Qtr: 31.90s Third Qtr: 28.00s Fourth Qtr: 27.60s

DATA TABLE: 800 / 400 Posi's are position from leader and (how wide the horse was at that position)

NoHorse	Plc	Mar	800 Posi	400 Posi	Time	3rd Qtr	4th Qt
7 GRUMPYSHANNON	1	0.0m	0.0m (0)	0.0m (0)	1:55.80	28.00s	27.60s
4 LOCHINVAR MARCELLO	2	3.4m	6.6m (1)	2.6m (1)	1:56.05	27.72s	27.67s
2 FEARFUL	3	8.6m	5.8m (0)	5.2m (0)	1:56.42	27.96s	27.86s
6 SAN SEBASTIAN	4	11.0m	19.3m (1)	16.5m (1)	1:56.60	27.80s	27.26s
3 FAVOURED GRACE	5	13.1m	10.6m (1)	7.2m (1)	1:56.75	27.76s	28.05s
5 NOTHING FINER	6	14.5m	15.2m (1)	12.2m (1)	1:56.85	27.78s	27.81s
1 BEEJAYS BLING	7	18.7m	10.4m (0)	12.7m (0)	1:57.16	28.16s	28.08s

Finish Position and metres gained

First Arrow shows distance gain/loss from 2nd Qtr to 3rd Qtr, Second Arrow shows distance gain/loss from 3rd Qtr to Finish
Blue arrow indicates best gain in these quarters.



8
0
0

Visual positions in race at 2nd Quarter



4
0
0

Visual positions in race at 3rd Quarter



Newcastle Race 8 Distance 1609m

Saturday, 28 March 2026

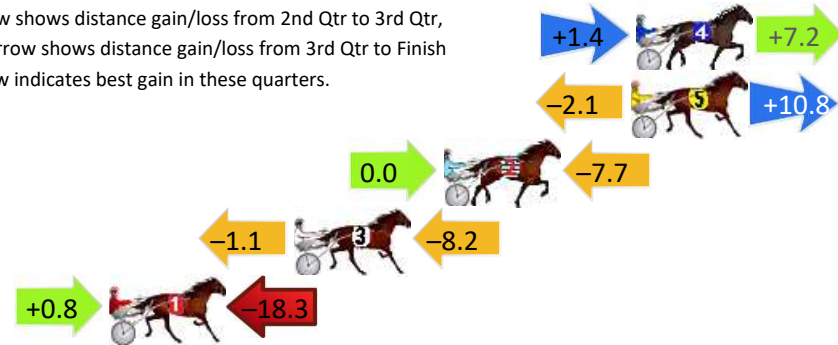
Gross Time: 1:57.20 MileRate: 1:57.20 LeadTime: 0.00s First Qtr: 29.10s Second Qtr: 29.70s Third Qtr: 29.00s Fourth Qtr: 29.50s

DATA TABLE: 800 / 400 Posi's are position from leader and (how wide the horse was at that position)

NoHorse	Plc	Mar	800 Posi	400 Posi	Time	3rd Qtr	4th Qt
4 HUNGRY BEAR	1	0.0m	8.6m (1)	7.2m (1)	1:57.20	28.90s	28.98s
5 PRETTY PRIVILEGE	2	0.2m	8.9m (0)	11.0m (1)	1:57.22	29.16s	28.72s
2 WATTS UP WOODY	3	7.7m	0.0m (0)	0.0m (0)	1:57.80	29.00s	30.10s
3 HARMS LULLABY	4	13.7m	4.4m (0)	5.5m (0)	1:58.26	29.08s	30.16s
1 BUCKAROO SHANNON	5	21.1m	3.6m (1)	2.8m (1)	1:58.83	28.94s	30.93s

Finish Position and metres gained

First Arrow shows distance gain/loss from 2nd Qtr to 3rd Qtr, Second Arrow shows distance gain/loss from 3rd Qtr to Finish
Blue arrow indicates best gain in these quarters.



8
0
0

Visual positions in race at 2nd Quarter



4
0
0

Visual positions in race at 3rd Quarter



Newcastle Race 9 Distance 2030m

Saturday, 28 March 2026


Gross Time: 2:28.30 MileRate: 1:57.50 LeadTime: 31.10s First Qtr: 29.80s Second Qtr: 30.00s Third Qtr: 28.50s Fourth Qtr: 28.90s

DATA TABLE: 800 / 400 Posi's are position from leader and (how wide the horse was at that position)

No	Horse	Plc	Mar	800 Posi	400 Posi	Time	3rd Qtr	4th Qt
1	PENURIOUS	1	0.0m	9.6m (0)	10.1m (0)	2:28.30	28.54s	28.18s
9	ULTIMATE TROUBLE	2	4.0m	13.6m (0)	14.6m (0)	2:28.60	28.58s	28.16s
4	DOUBLE SAID	3	7.6m	0.0m (0)	0.0m (0)	2:28.88	28.50s	29.48s
3	MISTER BRILLANTE	4	9.0m	14.4m (1)	15.7m (2)	2:28.98	28.60s	28.46s
2	TWO CRACKED CORN	5	9.3m	4.5m (0)	5.6m (0)	2:29.01	28.58s	29.21s
5	SAINT KARAMARA	6	10.7m	18.1m (0)	18.5m (0)	2:29.11	28.54s	28.39s
10	NIFTY STUDLEIGH	7	12.2m	18.4m (1)	19.6m (1)	2:29.23	28.60s	28.43s
7	SWEETLY SPOKEN	8	13.5m	4.8m (1)	6.2m (1)	2:29.32	28.60s	29.48s
8	CAPTAIN DORIAN	9	24.2m	9.9m (1)	12.3m (1)	2:30.14	28.68s	29.86s
6	HASLER	10	27.5m	22.6m (0)	23.6m (0)	2:30.39	28.58s	29.31s

Finish Position and metres gained

First Arrow shows distance gain/loss from 2nd Qtr to 3rd Qtr, Second Arrow shows distance gain/loss from 3rd Qtr to Finish
Blue arrow indicates best gain in these quarters.



800

Visual positions in race at 2nd Quarter



400

Visual positions in race at 3rd Quarter

Newcastle Race 10 Distance 2030m

Saturday, 28 March 2026

Gross Time: 2:28.50 MileRate: 1:57.70 LeadTime: 30.50s First Qtr: 31.40s Second Qtr: 29.00s Third Qtr: 28.10s Fourth Qtr: 29.50s

DATA TABLE: 800 / 400 Posi's are position from leader and (how wide the horse was at that position)

No	Horse	Plc	Mar	800 Posi	400 Posi	Time	3rd Qtr	4th Qt
5	GRACE SHANNON	1	0.0m	0.0m (0)	0.0m (0)	2:28.50	28.10s	29.50s
9	ROSES ARE BEST	2	12.1m	13.8m (0)	15.7m (0)	2:29.44	28.26s	29.32s
1	FRANCO STYLES	3	15.9m	9.2m (0)	11.2m (0)	2:29.73	28.26s	29.93s
4	GIRLSGOTCURLS	4	18.7m	4.6m (0)	6.2m (0)	2:29.95	28.22s	30.51s
10	BLING THE KASH	5	25.4m	15.2m (1)	12.3m (3)	2:30.46	27.92s	30.58s
8	TOUGH NUT TEEJAY	6	30.7m	19.8m (1)	16.8m (3)	2:30.87	27.92s	30.67s
6	PEPPI GRATZ	7	31.5m	6.0m (1)	10.6m (1)	2:30.94	28.44s	31.18s
2	SHALAMAR MISS	8	32.1m	18.9m (0)	18.4m (1)	2:30.98	28.10s	30.66s
3	ESPERANZA	9	34.7m	11.2m (1)	12.9m (2)	2:31.18	28.24s	31.26s
7	HEEZ REASONABLE	10	48.0m	26.3m (0)	24.6m (0)	2:32.21	28.02s	31.45s

