

Goulburn Race 1 Distance 1710m

Monday, 30 March 2026



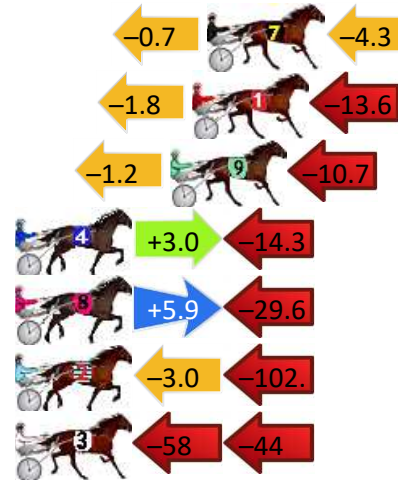
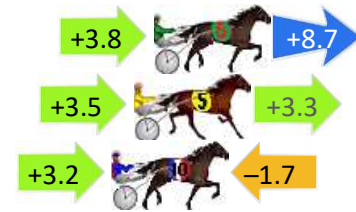
Gross Time: 2:06.60 MileRate: 1:59.10 LeadTime: 6.90s First Qtr: 30.30s Second Qtr: 30.00s Third Qtr: 29.40s Fourth Qtr: 30.00s

DATA TABLE: 800 / 400 Posi's are position from leader and (how wide the horse was at that position)

No	Horse	Plc	Mar	800 Posi	400 Posi	Time	3rd Qtr	4th Qt
6	SECOND TO NUN	1	0.0m	12.5m (1)	8.7m (2)	2:06.60	29.13s	29.36s
5	PRINCESS DU FER	2	0.8m	7.6m (1)	4.1m (1)	2:06.66	29.15s	29.76s
10	KENNYWOULD	3	1.7m	3.2m (1)	0.0m (1)	2:06.73	29.17s	30.13s
7	WYNBERG WATCH	4	20.3m	15.3m (0)	16.0m (0)	2:08.20	29.46s	30.42s
1	RIOTERRA	5	20.9m	5.5m (0)	7.3m (0)	2:08.24	29.54s	31.10s
9	CALDERS REVENGE	6	21.8m	9.9m (0)	11.1m (1)	2:08.31	29.50s	30.89s
4	KENNYS SON	7	28.7m	17.4m (1)	14.4m (2)	2:08.86	29.19s	31.20s
8	MACKEL SONNY	8	46.1m	22.4m (1)	16.5m (3)	2:10.22	28.99s	32.40s
2	MAJESTIC FUNDS	9	105.1m	0.0m (0)	3.0m (0)	2:14.86	29.62s	38.04s
3	MY HIGH PEAK	10	127.9m	27.4m (0)	84.8m (0)	2:16.65	33.66s	33.79s

Finish Position and metres gained

First Arrow shows distance gain/loss from 2nd Qtr to 3rd Qtr, Second Arrow shows distance gain/loss from 3rd Qtr to Finish. Blue arrow indicates best gain in these quarters.



Goulburn Race 2 Distance 1710m


Monday, 30 March 2026

Gross Time: 2:05.30 MileRate: 1:57.90 LeadTime: 6.90s First Qtr: 31.40s Second Qtr: 30.40s Third Qtr: 28.50s Fourth Qtr: 28.10s

DATA TABLE: 800 / 400 Posi's are position from leader and (how wide the horse was at that position)

No	Horse	Plc	Mar	800 Posi	400 Posi	Time	3rd Qtr	4th Qt
1	HAPPILY	1	0.0m	0.0m (0)	0.0m (0)	2:05.30	28.50s	28.10s
5	FENWAY PARK	2	8.4m	6.7m (1)	5.7m (1)	2:05.92	28.43s	28.32s
7	WAITANDSEE	3	14.0m	2.5m (1)	2.0m (1)	2:06.33	28.47s	28.99s
9	TENNESSEE KID	4	17.3m	4.5m (0)	4.0m (0)	2:06.58	28.46s	29.10s
3	JIVEANDWHISPER	5	21.0m	15.2m (1)	14.2m (1)	2:06.85	28.43s	28.65s
6	BREAK THE JU JU	6	21.2m	19.7m (1)	18.8m (1)	2:06.87	28.43s	28.35s
2	SHEER ME	7	26.5m	11.2m (1)	10.2m (1)	2:07.26	28.43s	29.34s
4	SHEBETTORWATCHO UT	8	31.5m	13.6m (0)	14.2m (0)	2:07.63	28.54s	29.43s
8	KYCORDEN	9	32.5m	18.1m (0)	18.8m (0)	2:07.70	28.54s	29.18s
10	EDDIETHELEGEND	10	37.3m	8.5m (0)	10.2m (0)	2:08.05	28.62s	30.13s

Finish Position and metres gained



800

Visual positions in race at 2nd Quarter



400

Visual positions in race at 3rd Quarter



Goulburn Race 3 Distance 1710m

Monday, 30 March 2026


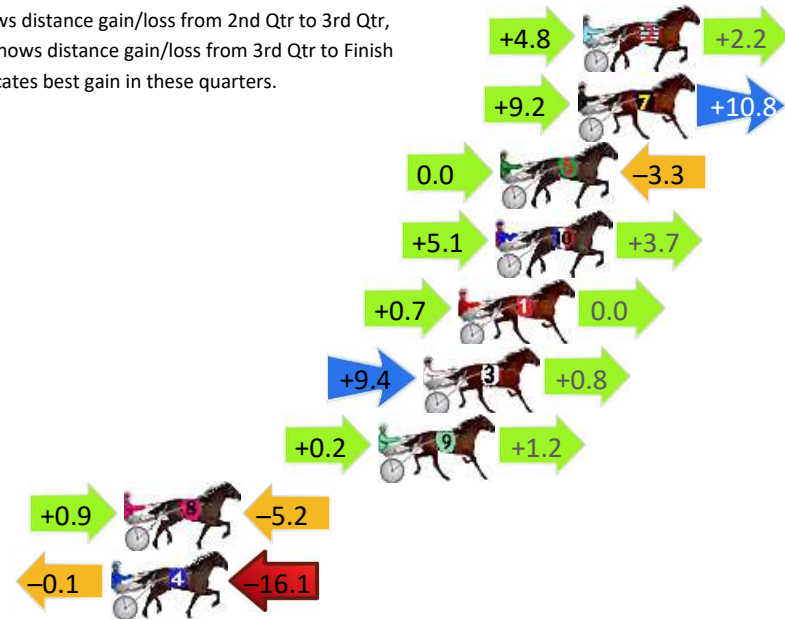
Gross Time: 2:02.90 MileRate: 1:55.60 LeadTime: 6.60s First Qtr: 28.80s Second Qtr: 29.10s Third Qtr: 28.50s Fourth Qtr: 29.90s

DATA TABLE: 800 / 400 Posi's are position from leader and (how wide the horse was at that position)

NoHorse	Plc	Mar	800 Posi	400 Posi	Time	3rd Qtr	4th Qt
2 ALWAYS BE BRENDAN	1	0.0m	7.0m (1)	2.2m (2)	2:02.90	28.17s	29.74s
7 ROCKSIE ROCK	2	0.2m	20.2m (1)	11.0m (2)	2:02.92	27.87s	29.12s
6 MICTON MOUSE	3	3.3m	0.0m (0)	0.0m (0)	2:03.16	28.50s	30.16s
10 PENCIL ME IN	4	3.5m	12.3m (1)	7.2m (3)	2:03.17	28.15s	29.65s
1 FRESH PRINCE	5	5.0m	5.7m (0)	5.0m (0)	2:03.29	28.46s	29.93s
3 OAK RIDGE	6	6.4m	16.6m (1)	7.2m (2)	2:03.40	27.85s	29.88s
9 COOGEE	7	8.2m	9.6m (0)	9.4m (0)	2:03.54	28.50s	29.86s
8 ROCKETON	8	18.4m	14.1m (0)	13.2m (1)	2:04.34	28.46s	30.38s
4 PARALLEL	9	18.9m	2.7m (1)	2.8m (1)	2:04.38	28.51s	31.18s

Finish Position and metres gained

First Arrow shows distance gain/loss from 2nd Qtr to 3rd Qtr, Second Arrow shows distance gain/loss from 3rd Qtr to Finish Blue arrow indicates best gain in these quarters.



800

Visual positions in race at 2nd Quarter



400

Visual positions in race at 3rd Quarter



Goulburn Race 4 Distance 1710m

Monday, 30 March 2026



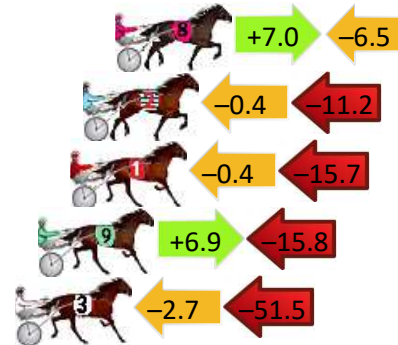
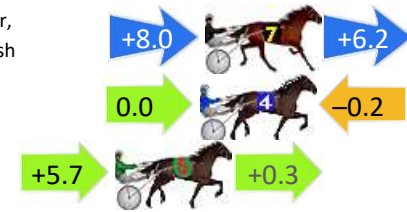
Gross Time: 2:04.00 MileRate: 1:56.70 LeadTime: 6.60s First Qtr: 29.70s Second Qtr: 30.50s Third Qtr: 28.20s Fourth Qtr: 29.00s

DATA TABLE: 800 / 400 Posi's are position from leader and (how wide the horse was at that position)

No	Horse	Plc	Mar	800 Posi	400 Posi	Time	3rd Qtr	4th Qt
7	RUDIMENTARY	1	0.0m	14.2m (1)	6.2m (2)	2:04.00	27.65s	28.56s
4	BAM BAM BROOK	2	0.2m	0.0m (0)	0.0m (0)	2:04.02	28.20s	29.02s
6	IDEAL ANDY	3	3.6m	9.6m (1)	3.9m (1)	2:04.27	27.81s	28.99s
8	SAPPHIRE BOY	4	24.0m	24.5m (1)	17.5m (1)	2:05.83	27.73s	29.59s
2	FLY OVER STATES	5	25.3m	13.7m (0)	14.1m (0)	2:05.93	28.24s	29.93s
1	DREAMTIME NALA	6	25.8m	9.7m (0)	10.1m (1)	2:05.96	28.24s	30.24s
9	SPORTS LOOK	7	27.1m	18.2m (1)	11.3m (2)	2:06.06	27.73s	30.26s
3	I AM RAVISHING	8	58.8m	4.6m (0)	7.3m (0)	2:08.47	28.40s	32.95s

Finish Position and metres gained

First Arrow shows distance gain/loss from 2nd Qtr to 3rd Qtr, Second Arrow shows distance gain/loss from 3rd Qtr to Finish Blue arrow indicates best gain in these quarters.



Goulburn Race 5 Distance 1710m

Monday, 30 March 2026

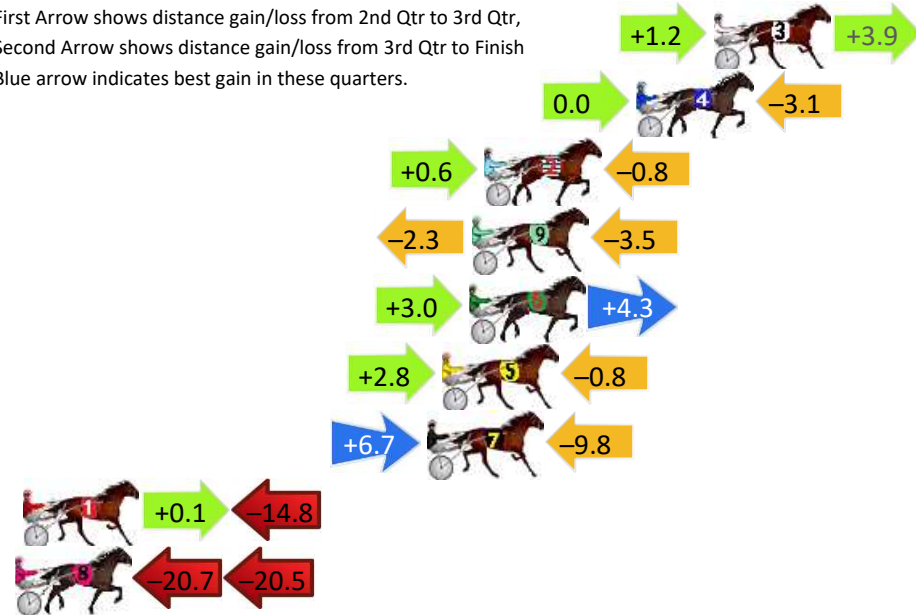
Gross Time: 2:04.80 MileRate: 1:57.40 LeadTime: 6.70s First Qtr: 29.30s Second Qtr: 31.60s Third Qtr: 28.50s Fourth Qtr: 28.70s

DATA TABLE: 800 / 400 Posi's are position from leader and (how wide the horse was at that position)

No	Horse	Plc	Mar	800 Posi	400 Posi	Time	3rd Qtr	4th Qt
3	MAJORS CREEK	1	0.0m	5.1m (0)	3.9m (0)	2:04.80	28.42s	28.42s
4	EYEDIDNTLOSEIT	2	3.1m	0.0m (0)	0.0m (0)	2:05.03	28.50s	28.93s
2	SHAKEN SANDS	3	9.2m	9.0m (0)	8.4m (0)	2:05.49	28.46s	28.79s
9	LADY DELORIS	4	9.7m	3.9m (1)	6.2m (1)	2:05.53	28.67s	28.99s
6	BIRDY GAL	5	9.8m	17.1m (1)	14.1m (1)	2:05.54	28.29s	28.44s
5	GLENBURNS WATERS	6	10.9m	12.9m (1)	10.1m (1)	2:05.62	28.31s	28.80s
7	STELLINA	7	11.5m	8.4m (1)	1.7m (1)	2:05.67	28.03s	29.45s
1	I LIKA STYLE	8	27.7m	13.0m (0)	12.9m (0)	2:06.89	28.50s	29.87s
8	PROLETAIRE	9	59.3m	18.1m (0)	38.8m (0)	2:09.27	29.98s	30.41s

Finish Position and metres gained

First Arrow shows distance gain/loss from 2nd Qtr to 3rd Qtr, Second Arrow shows distance gain/loss from 3rd Qtr to Finish
Blue arrow indicates best gain in these quarters.



Visual positions in race at 2nd Quarter



Visual positions in race at 3rd Quarter

Goulburn Race 6 Distance 2240m

Monday, 30 March 2026


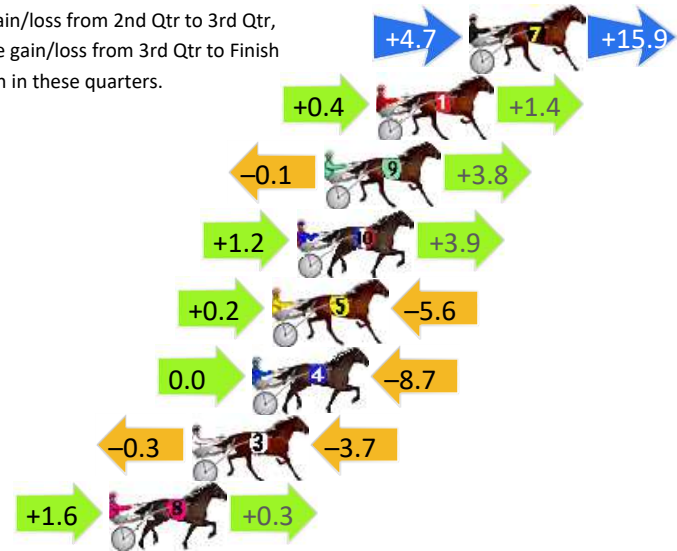
Gross Time: 2:49.50 MileRate: 2:01.80 LeadTime: 49.90s First Qtr: 32.70s Second Qtr: 30.10s Third Qtr: 28.00s Fourth Qtr: 28.80s

DATA TABLE: 800 / 400 Posi's are position from leader and (how wide the horse was at that position)

No	Horse	Plc	Mar	800 Posi	400 Posi	Time	3rd Qtr	4th Qt
7	LIT THE WICK	1	0.0m	20.6m (1)	15.9m (2)	2:49.50	27.69s	27.68s
1	TITIWHA	2	3.7m	5.5m (0)	5.1m (0)	2:49.78	27.98s	28.72s
9	HOT CRUISE CONTROL	3	5.8m	9.5m (0)	9.6m (0)	2:49.94	28.02s	28.56s
10	WHEN TO WALKAWAY	4	6.9m	12.0m (1)	10.8m (2)	2:50.02	27.93s	28.56s
5	TOOLIJOOA BEACH	5	7.9m	2.5m (1)	2.3m (1)	2:50.10	27.99s	29.24s
4	CHRISSEY EVE	6	8.7m	0.0m (0)	0.0m (0)	2:50.16	28.00s	29.46s
3	THE TALK	7	11.1m	7.1m (1)	7.4m (1)	2:50.34	28.03s	29.12s
8	TEST OF FIRE	8	14.4m	16.3m (1)	14.7m (1)	2:50.59	27.91s	28.85s

Finish Position and metres gained

First Arrow shows distance gain/loss from 2nd Qtr to 3rd Qtr, Second Arrow shows distance gain/loss from 3rd Qtr to Finish
Blue arrow indicates best gain in these quarters.



800

Visual positions in race at 2nd Quarter



400

Visual positions in race at 3rd Quarter



Goulburn Race 7 Distance 1710m

Monday, 30 March 2026

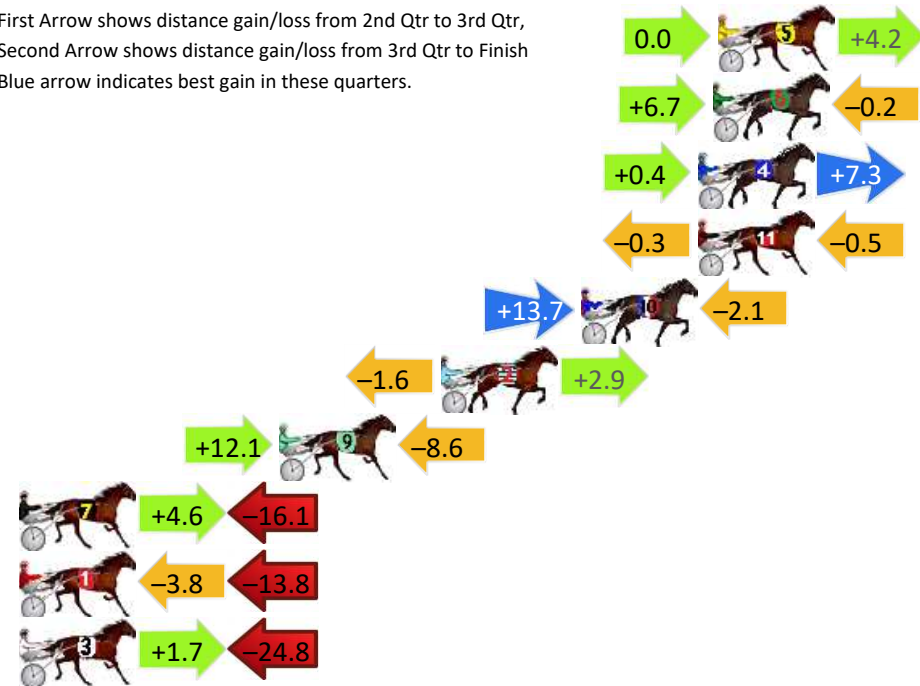
Gross Time: 2:02.60 MileRate: 1:55.30 LeadTime: 6.60s First Qtr: 28.90s Second Qtr: 29.60s Third Qtr: 28.50s Fourth Qtr: 29.00s

DATA TABLE: 800 / 400 Posi's are position from leader and (how wide the horse was at that position)

No	Horse	Plc	Mar	800 Posi	400 Posi	Time	3rd Qtr	4th Qt
5	LOOKMEOVER	1	0.0m	4.2m (0)	4.2m (0)	2:02.60	28.50s	28.70s
6	EYE CAN EAR AMOUR	2	0.2m	6.7m (1)	0.0m (1)	2:02.62	28.03s	29.02s
4	CREDO STRIDE	3	0.8m	8.5m (0)	8.1m (0)	2:02.66	28.48s	28.48s
11	KIKI MEISTER	4	0.8m	0.0m (0)	0.3m (0)	2:02.66	28.52s	29.04s
10	STEEL STRIDE	5	5.5m	17.1m (1)	3.4m (2)	2:03.02	27.53s	29.18s
2	ELLEONWHEELS	6	11.1m	12.4m (0)	14.0m (0)	2:03.44	28.62s	28.84s
9	WHERE SWALLY	7	17.6m	21.1m (1)	9.0m (2)	2:03.94	27.65s	29.70s
7	CEEJAY HAICH	8	33.5m	22.0m (0)	17.4m (1)	2:05.15	28.18s	30.31s
1	MINOR PREMIER	9	34.5m	16.9m (0)	20.7m (0)	2:05.23	28.78s	30.15s
3	BETTORBYTHESEA	10	35.4m	12.3m (1)	10.6m (1)	2:05.29	28.39s	30.93s

Finish Position and metres gained

First Arrow shows distance gain/loss from 2nd Qtr to 3rd Qtr, Second Arrow shows distance gain/loss from 3rd Qtr to Finish. Blue arrow indicates best gain in these quarters.



800

Visual positions in race at 2nd Quarter



400

Visual positions in race at 3rd Quarter



Goulburn Race 8 Distance 1710m

Monday, 30 March 2026


Gross Time: 2:02.20 MileRate: 1:55.00 LeadTime: 6.60s First Qtr: 29.40s Second Qtr: 29.50s Third Qtr: 27.70s Fourth Qtr: 29.00s

DATA TABLE: 800 / 400 Posi's are position from leader and (how wide the horse was at that position)

No	Horse	Plc	Mar	800 Posi	400 Posi	Time	3rd Qtr	4th Qt
5	WHERE BACK	1	0.0m	0.0m (0)	0.0m (0)	2:02.20	27.70s	29.00s
2	WILLS WAY	2	2.5m	4.4m (0)	4.6m (0)	2:02.39	27.72s	28.87s
6	TREACHEROUS BELLE	3	9.0m	4.6m (1)	3.4m (1)	2:02.88	27.63s	29.44s
1	SNEAK A PEEK	4	9.5m	9.3m (0)	9.1m (0)	2:02.92	27.70s	29.08s
10	SIX AGAIN	5	10.3m	15.0m (1)	12.2m (1)	2:02.98	27.53s	28.92s
8	ARK ALERT	6	13.6m	13.4m (0)	13.1m (0)	2:03.23	27.70s	29.11s
9	THANKS BE TO GOD	7	14.2m	19.8m (0)	16.8m (1)	2:03.28	27.52s	28.90s
4	CAPITALISM	8	16.9m	10.4m (1)	8.0m (1)	2:03.49	27.55s	29.73s
7	BOLERO	9	31.5m	20.5m (1)	20.4m (0)	2:04.60	27.73s	29.96s

Finish Position and metres gained

First Arrow shows distance gain/loss from 2nd Qtr to 3rd Qtr, Second Arrow shows distance gain/loss from 3rd Qtr to Finish
Blue arrow indicates best gain in these quarters.



800

Visual positions in race at 2nd Quarter



400

Visual positions in race at 3rd Quarter



Goulburn Race 9 Distance 1710m

Monday, 30 March 2026


Gross Time: 2:02.80 MileRate: 1:55.60 LeadTime: 6.60s First Qtr: 29.50s Second Qtr: 30.10s Third Qtr: 28.20s Fourth Qtr: 28.40s

DATA TABLE: 800 / 400 Posi's are position from leader and (how wide the horse was at that position)

No	Horse	Plc	Mar	800 Posi	400 Posi	Time	3rd Qtr	4th Qt
6	THE GREEK GENERAL	1	0.0m	0.0m (0)	0.0m (0)	2:02.80	28.20s	28.40s
11	MIKI BE GOOD	2	3.4m	24.5m (1)	19.6m (2)	2:03.05	27.87s	27.27s
7	VIN NUMBER	3	4.7m	6.2m (1)	3.4m (1)	2:03.15	28.01s	28.51s
1	HIGHLANDS WARRIOR	4	5.3m	4.6m (0)	4.0m (0)	2:03.20	28.16s	28.52s
5	HAS THE COURAGE	5	9.0m	28.5m (1)	23.6m (2)	2:03.47	27.87s	27.41s
9	MISTER BLUECHIP	6	10.0m	9.7m (0)	9.1m (0)	2:03.55	28.16s	28.51s
10	MIKIBEQUICK	7	10.9m	19.6m (1)	15.4m (2)	2:03.61	27.91s	28.13s
3	CORTEZ	8	13.7m	10.5m (1)	7.1m (2)	2:03.82	27.97s	28.92s
8	FOXY DADA	9	14.8m	14.6m (0)	14.2m (0)	2:03.90	28.18s	28.50s
2	SLYX	10	19.1m	15.0m (1)	12.5m (1)	2:04.22	28.03s	28.94s

Finish Position and metres gained

First Arrow shows distance gain/loss from 2nd Qtr to 3rd Qtr, Second Arrow shows distance gain/loss from 3rd Qtr to Finish
Blue arrow indicates best gain in these quarters.



800

Visual positions in race at 2nd Quarter



400

Visual positions in race at 3rd Quarter

