

Junee Race 1 Distance 1760m


Tuesday, 31 March 2026

Gross Time: 2:11.50 MileRate: 2:00.20 LeadTime: 11.00s First Qtr: 29.20s Second Qtr: 32.30s Third Qtr: 30.20s Fourth Qtr: 28.80s

DATA TABLE: 800 / 400 Posi's are position from leader and (how wide the horse was at that position)

No	Horse	Plc	Mar	800 Posi	400 Posi	Time	3rd Qtr	4th Qt
8	LETSO MATILDA	1	0.0m	5.6m (1)	1.6m (2)	2:11.50	29.90s	28.69s
7	STARS ABROAD	2	6.7m	8.2m (0)	7.4m (1)	2:12.01	30.14s	28.75s
1	WEENEEDDREAMS	3	10.1m	4.0m (0)	4.6m (0)	2:12.26	30.25s	29.19s
2	NIFTY SCHOOBEE	4	11.5m	1.2m (1)	2.0m (1)	2:12.37	30.28s	29.48s
4	THE LURKER	5	14.6m	14.0m (1)	13.2m (1)	2:12.60	30.14s	28.90s
9	CAPITALLEE	6	15.3m	12.4m (0)	11.4m (0)	2:12.66	30.13s	29.08s
5	LOVELY LILY	7	20.4m	16.6m (0)	18.2m (0)	2:13.04	30.32s	28.96s
10	LOLLIPOP	8	21.4m	9.6m (1)	7.4m (2)	2:13.12	30.06s	29.80s
6	ROLL PLAY	9	22.5m	18.2m (1)	9.8m (3)	2:13.20	29.61s	29.71s
3	WONGALEA MEG	10	27.8m	0.0m (0)	0.0m (0)	2:13.60	30.25s	30.79s

Finish Position and metres gained



800

Visual positions in race at 2nd Quarter



400

Visual positions in race at 3rd Quarter

Junee Race 2 Distance 1760m

Tuesday, 31 March 2026

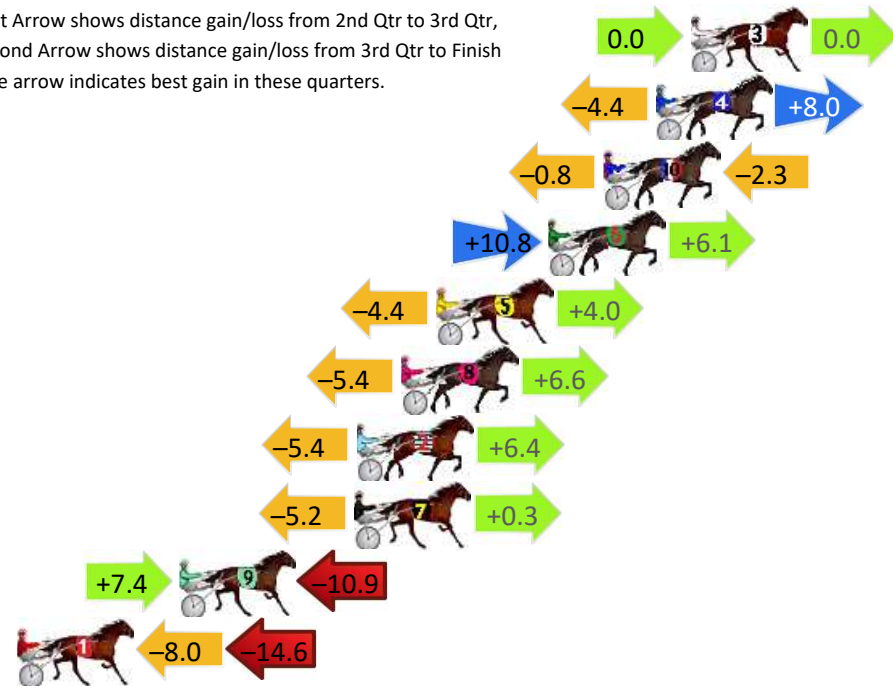
Gross Time: 2:12.20 MileRate: 2:00.90 LeadTime: 11.20s First Qtr: 31.90s Second Qtr: 31.10s Third Qtr: 29.10s Fourth Qtr: 28.90s

DATA TABLE: 800 / 400 Posi's are position from leader and (how wide the horse was at that position)

No	Horse	Plc	Mar	800 Posi	400 Posi	Time	3rd Qtr	4th Qt
3	OFFICIAL VIEW	1	0.0m	0.0m (0)	0.0m (0)	2:12.20	29.10s	28.90s
4	AUSSIE TIGER	2	1.4m	5.0m (1)	9.4m (1)	2:12.31	29.42s	28.33s
10	HARJAYBRO	3	3.5m	0.4m (1)	1.2m (1)	2:12.47	29.16s	29.07s
6	CEEBEE	4	5.7m	22.6m (2)	11.8m (3)	2:12.63	28.32s	28.46s
5	SET PLAY	5	10.2m	9.8m (1)	14.2m (2)	2:12.97	29.42s	28.61s
8	STIPULATING	6	11.6m	12.8m (0)	18.2m (1)	2:13.08	29.49s	28.43s
2	JAKRYAN	7	13.4m	14.4m (1)	19.8m (2)	2:13.22	29.49s	28.44s
7	THE HEATS ON LEXY	8	13.5m	8.6m (0)	13.8m (1)	2:13.22	29.47s	28.88s
9	LETMEBECLEAR	9	20.5m	17.0m (2)	9.6m (2)	2:13.75	28.57s	29.68s
1	MY GUARANTEE	10	27.0m	4.4m (0)	12.4m (0)	2:14.25	29.68s	29.95s

Finish Position and metres gained

First Arrow shows distance gain/loss from 2nd Qtr to 3rd Qtr, Second Arrow shows distance gain/loss from 3rd Qtr to Finish
Blue arrow indicates best gain in these quarters.



Visual positions in race at 2nd Quarter

800



Visual positions in race at 3rd Quarter

400



Junee Race 3 Distance 1760m

Tuesday, 31 March 2026

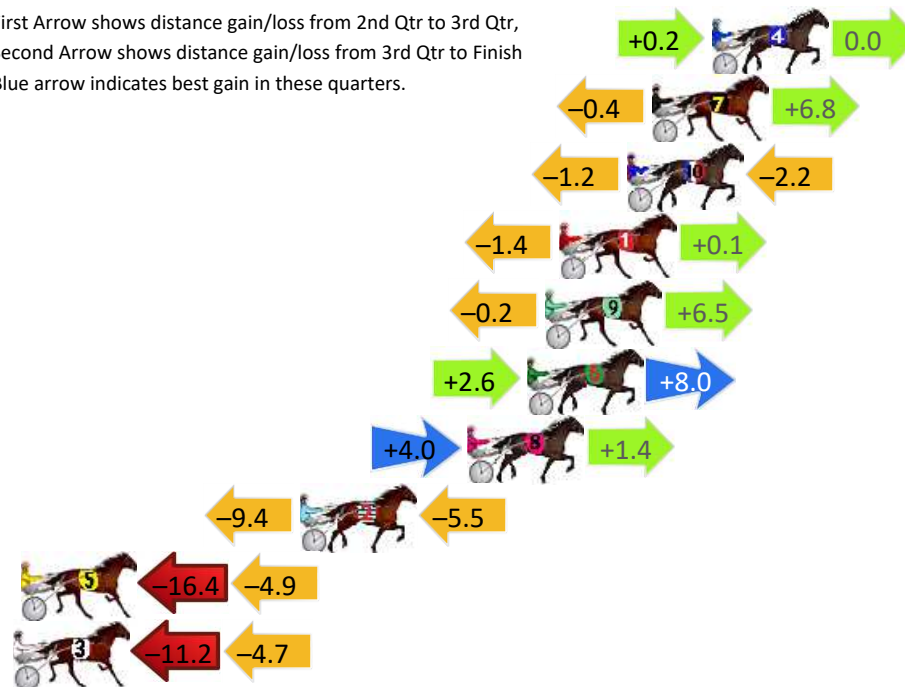
Gross Time: 2:10.80 MileRate: 1:59.60 LeadTime: 11.10s First Qtr: 30.50s Second Qtr: 30.50s Third Qtr: 29.30s Fourth Qtr: 29.40s

DATA TABLE: 800 / 400 Posi's are position from leader and (how wide the horse was at that position)

No	Horse	Plc	Mar	800 Posi	400 Posi	Time	3rd Qtr	4th Qt
4	SOKYS FALCON	1	0.0m	0.2m (0)	0.0m (0)	2:10.80	29.29s	29.40s
7	RACING WRITER	2	2.4m	8.8m (0)	9.2m (0)	2:10.99	29.33s	28.90s
10	JESSEJAMES SHANNON	3	3.4m	0.0m (1)	1.2m (1)	2:11.06	29.39s	29.56s
1	TIGERNATOR	4	6.1m	4.8m (0)	6.2m (1)	2:11.27	29.40s	29.39s
9	HES A TERROR	5	6.7m	13.0m (0)	13.2m (1)	2:11.32	29.32s	28.92s
6	VALENTINI	6	7.4m	18.0m (0)	15.4m (0)	2:11.37	29.11s	28.82s
8	BOLANALONG	7	9.8m	15.2m (2)	11.2m (3)	2:11.56	29.01s	29.30s
2	CLASSIC ARC	8	16.5m	1.6m (2)	11.0m (2)	2:12.07	29.99s	29.80s
5	GEORGES WORLD	9	27.7m	6.4m (1)	22.8m (1)	2:12.94	30.50s	29.76s
3	NIXSUN	10	28.5m	12.6m (1)	23.8m (0)	2:13.00	30.12s	29.74s

Finish Position and metres gained

First Arrow shows distance gain/loss from 2nd Qtr to 3rd Qtr, Second Arrow shows distance gain/loss from 3rd Qtr to Finish
Blue arrow indicates best gain in these quarters.



800

Visual positions in race at 2nd Quarter



400

Visual positions in race at 3rd Quarter



Junee Race 4 Distance 2170m



Tuesday, 31 March 2026

Gross Time: 2:48.00 MileRate: 2:04.60 LeadTime: 44.90s First Qtr: 33.60s Second Qtr: 31.10s Third Qtr: 29.30s Fourth Qtr: 29.10s


DATA TABLE: 800 / 400 Posi's are position from leader and (how wide the horse was at that position)

No	Horse	Plc	Mar	800 Posi	400 Posi	Time	3rd Qtr	4th Qt
4	MY LATIN LADY	1	0.0m	0.0m (0)	0.0m (0)	2:48.00	29.30s	29.10s
1	ELLAVA PACER	2	10.2m	4.0m (0)	4.4m (0)	2:48.78	29.33s	29.52s
8	ELLENS DELIGHT	3	14.6m	8.4m (0)	9.2m (0)	2:49.11	29.36s	29.49s
6	GERRALE	4	14.8m	11.8m (1)	8.8m (3)	2:49.13	29.08s	29.53s
5	MAMMALS REASON	5	18.7m	13.6m (0)	13.6m (0)	2:49.43	29.30s	29.47s
2	BONJORGE	6	20.5m	7.2m (1)	8.4m (2)	2:49.57	29.39s	29.98s
3	MODERN SHEEN	7	20.9m	16.0m (1)	15.2m (1)	2:49.60	29.24s	29.51s
9	STAR CONNECTION	8	23.2m	2.8m (1)	5.8m (1)	2:49.77	29.52s	30.36s

Finish Position and metres gained



Visual positions in race at 2nd Quarter



Visual positions in race at 3rd Quarter



Junee Race 5 Distance 1760m

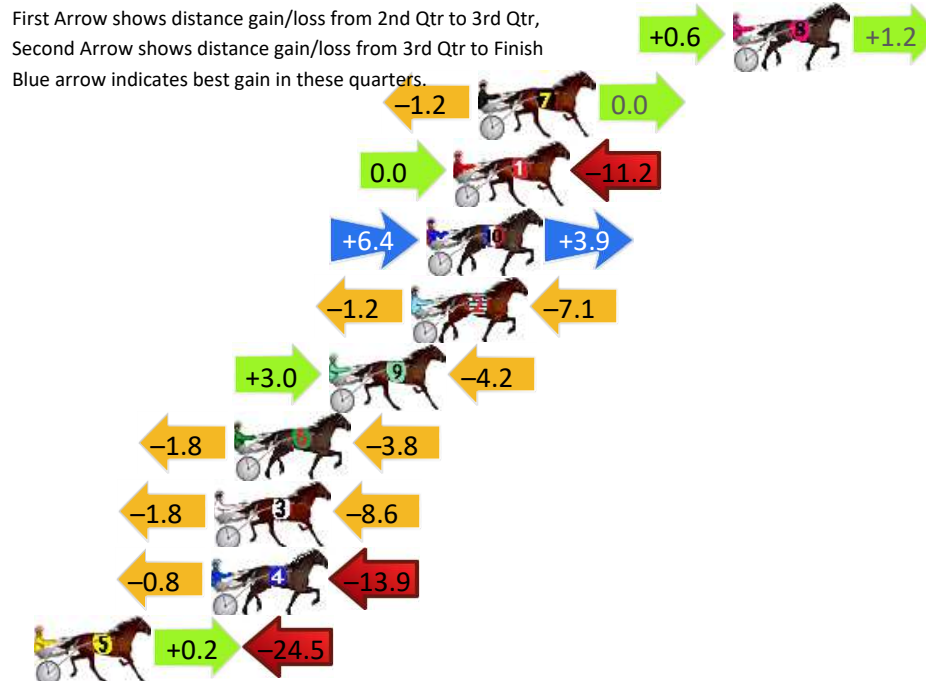
Tuesday, 31 March 2026

Gross Time: 2:10.20 MileRate: 1:59.00 LeadTime: 11.00s First Qtr: 29.50s Second Qtr: 30.10s Third Qtr: 30.60s Fourth Qtr: 29.00s

DATA TABLE: 800 / 400 Posi's are position from leader and (how wide the horse was at that position)

No	Horse	Plc	Mar	800 Posi	400 Posi	Time	3rd Qtr	4th Qt
8	POTTER	1	0.0m	1.8m (1)	1.2m (1)	2:10.20	30.55s	28.91s
7	MOP	2	10.2m	9.0m (0)	10.2m (0)	2:10.98	30.69s	29.00s
1	LOYOLA GOLF	3	11.2m	0.0m (0)	0.0m (0)	2:11.05	30.62s	29.81s
10	KALKADOON DREAMING	4	12.3m	22.6m (1)	16.2m (3)	2:11.14	30.12s	28.72s
2	ALWAYSATTHEBEACH	5	12.9m	4.6m (0)	5.8m (0)	2:11.18	30.70s	29.51s
9	THATS THE ATTITUDE	6	16.2m	15.0m (0)	12.0m (1)	2:11.43	30.39s	29.30s
6	FORESIGHT	7	20.0m	14.4m (1)	16.2m (2)	2:11.72	30.74s	29.27s
3	SIGNIFICANT LAZ	8	20.8m	10.4m (1)	12.2m (2)	2:11.78	30.75s	29.62s
4	BETTES BLUE VIOLET	9	20.9m	6.2m (1)	7.0m (1)	2:11.79	30.69s	30.00s
5	ROCKNROLL TIMES	10	42.9m	18.6m (1)	18.4m (0)	2:13.46	30.63s	30.77s

Finish Position and metres gained



800

Visual positions in race at 2nd Quarter



400

Visual positions in race at 3rd Quarter



Junee Race 6 Distance 1760m



Tuesday, 31 March 2026

Gross Time: 2:13.40 MileRate: 2:02.00 LeadTime: 11.00s First Qtr: 30.50s Second Qtr: 30.80s Third Qtr: 30.40s Fourth Qtr: 30.70s

DATA TABLE: 800 / 400 Posi's are position from leader and (how wide the horse was at that position)

No	Horse	Plc	Mar	800 Posi	400 Posi	Time	3rd Qtr	4th Qt
5	JUNGLE SHARK	1	0.0m	20.4m (1)	5.2m (2)	2:13.40	29.25s	30.30s
9	BOSS MAJOR	2	5.5m	12.0m (1)	10.8m (2)	2:13.84	30.31s	30.30s
4	KEAYANG ALEX	3	9.6m	25.0m (1)	15.8m (1)	2:14.17	29.70s	30.23s
2	ALICE ON THE BEACH	4	9.9m	5.0m (1)	6.0m (1)	2:14.20	30.47s	31.00s
8	OUR ULTIMATE BONNY	5	10.0m	8.0m (0)	8.0m (0)	2:14.20	30.40s	30.85s
7	CHANSU	6	11.9m	4.0m (0)	4.0m (0)	2:14.36	30.40s	31.30s
3	ARKLOW	7	15.4m	0.6m (1)	1.6m (1)	2:14.64	30.47s	31.75s
1	MAGIC SHOOS	8	18.7m	0.0m (0)	0.0m (0)	2:14.90	30.39s	32.13s
6	OKTOLOVE	9	26.8m	16.2m (1)	15.8m (0)	2:15.55	30.37s	31.54s
10	COMPLICATED	10	89.3m	20.0m (0)	30.0m (0)	2:20.57	31.14s	35.23s

Finish Position and metres gained



800

Visual positions in race at 2nd Quarter



400

Visual positions in race at 3rd Quarter



Junee Race 7 Distance 1760m

Tuesday, 31 March 2026


Gross Time: 2:14.30 MileRate: 2:02.80 LeadTime: 11.00s First Qtr: 31.90s Second Qtr: 31.10s Third Qtr: 29.80s Fourth Qtr: 30.50s

DATA TABLE: 800 / 400 Posi's are position from leader and (how wide the horse was at that position)

No	Horse	Plc	Mar	800 Posi	400 Posi	Time	3rd Qtr	4th Qt
6	LETSTACOBOUTIT	1	0.0m	0.0m (0)	0.0m (0)	2:14.30	29.80s	30.50s
4	SPREAD THE FEAR	2	0.4m	1.6m (1)	3.2m (1)	2:14.33	29.92s	30.29s
9	LIFE GETS BETTER	3	0.8m	14.0m (1)	11.8m (2)	2:14.36	29.64s	29.67s
2	KARDESLER	4	1.8m	4.2m (0)	4.8m (0)	2:14.44	29.85s	30.27s
10	NOTTADDOUBT	5	5.8m	18.4m (1)	16.4m (2)	2:14.76	29.66s	29.70s
5	NAPOLI NIGHTS	6	6.9m	16.2m (0)	17.6m (0)	2:14.85	29.91s	29.69s
8	MILLIONDOLLAR KISS	7	11.1m	10.0m (1)	8.0m (1)	2:15.19	29.65s	30.74s
1	NO MORE PROMISES	8	11.4m	8.2m (0)	11.0m (0)	2:15.21	30.01s	30.53s
7	GLAMORS SYMBOL	9	16.1m	12.0m (0)	19.8m (1)	2:15.59	30.39s	30.22s
3	I AM THE TORNADO	10	35.1m	6.0m (1)	14.2m (1)	2:17.10	30.40s	32.08s

Finish Position and metres gained

First Arrow shows distance gain/loss from 2nd Qtr to 3rd Qtr, Second Arrow shows distance gain/loss from 3rd Qtr to Finish Blue arrow indicates best gain in these quarters.



800

Visual positions in race at 2nd Quarter



400

Visual positions in race at 3rd Quarter



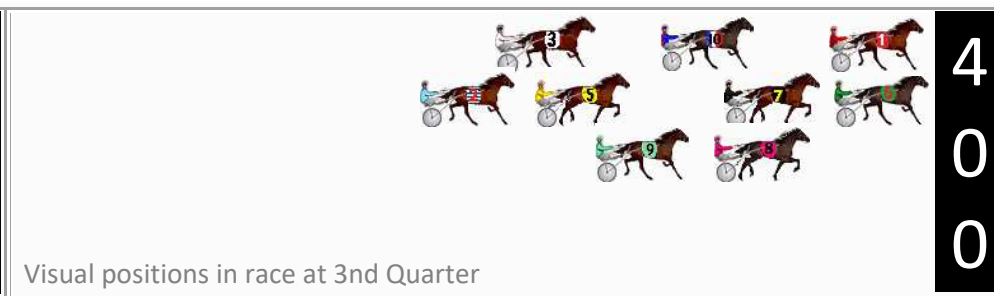


Junee Race 8 Distance 1760m

Tuesday, 31 March 2026

Gross Time: 2:14.10 MileRate: 2:02.60 LeadTime: 11.30s First Qtr: 31.40s Second Qtr: 31.10s Third Qtr: 30.80s Fourth Qtr: 29.50s

DATA TABLE: 800 / 400 Posi's are position from leader and (how wide the horse was at that position)

NoHorse	Plc	Mar	800 Posi	400 Posi	Time	3rd Qtr	4th Qt
7 ONE STUNIN MELODY	1	0.0m	6.2m (0)	4.4m (1)	2:14.10	30.66s	29.18s
8 SHOOBEE SUNSET	2	6.1m	13.4m (1)	4.8m (2)	2:14.57	30.16s	29.60s
10 EMIKO	3	12.3m	10.4m (0)	7.0m (0)	2:15.05	30.55s	29.89s
3 TINNYSMEDAD	4	12.7m	15.8m (0)	13.6m (0)	2:15.08	30.63s	29.43s
9 BARKWAY THOMAS	5	16.7m	18.0m (1)	9.6m (2)	2:15.39	30.18s	30.02s
1 THROWDOWN HOEDOWN	6	19.2m	0.6m (0)	0.2m (0)	2:15.58	30.80s	30.89s
6 LORD PERCY	7	22.0m	0.0m (1)	0.0m (1)	2:15.80	30.84s	31.11s
2 ARTFUL DOLLAR	8	36.9m	9.4m (1)	16.6m (1)	2:16.95	31.37s	30.99s
5 MY ULTIMATE BRUNO	9	96.7m	4.4m (1)	12.0m (1)	2:21.58	31.51s	35.71s



Junee Race 9 Distance 1760m

Tuesday, 31 March 2026

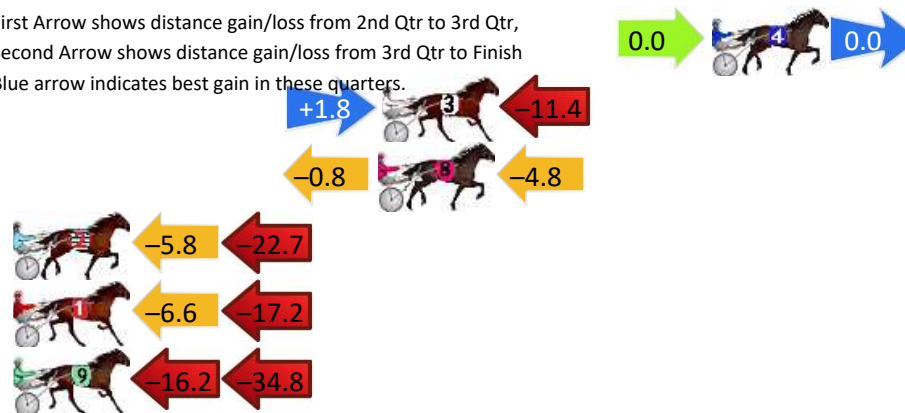
Gross Time: 2:12.10 MileRate: 2:00.80 LeadTime: 11.20s First Qtr: 31.10s Second Qtr: 32.20s Third Qtr: 29.50s Fourth Qtr: 28.10s

DATA TABLE: 800 / 400 Posi's are position from leader and (how wide the horse was at that position)

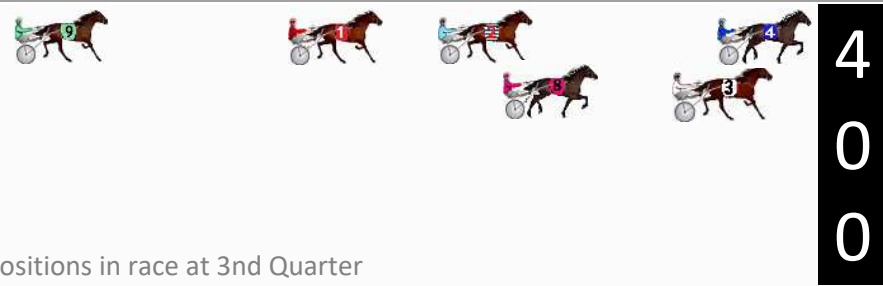
NoHorse	Plc	Mar	800 Posi	400 Posi	Time	3rd Qtr	4th Qt
4 WILLIAM AITCH	1	0.0m	0.0m (0)	0.0m (0)	2:12.10	29.50s	28.10s
3 TREBELLION	2	13.2m	3.6m (1)	1.8m (1)	2:13.07	29.39s	28.90s
8 MAGIC AS ALWAYS	3	13.4m	7.8m (1)	8.6m (1)	2:13.09	29.57s	28.44s
2 BLINGFORTHEGIRLS	4	33.9m	5.4m (0)	11.2m (0)	2:14.60	29.95s	29.69s
1 TOMMY TERROR	5	34.4m	10.6m (0)	17.2m (0)	2:14.64	30.00s	29.30s
9 TIZZA FU	6	63.0m	12.0m (1)	28.2m (0)	2:16.75	30.72s	30.53s

Finish Position and metres gained

First Arrow shows distance gain/loss from 2nd Qtr to 3rd Qtr,
Second Arrow shows distance gain/loss from 3rd Qtr to Finish
Blue arrow indicates best gain in these quarters.



Visual positions in race at 2nd Quarter



Visual positions in race at 3rd Quarter