

Menangle Race 1 Distance 1609m

Tuesday, 31 March 2026

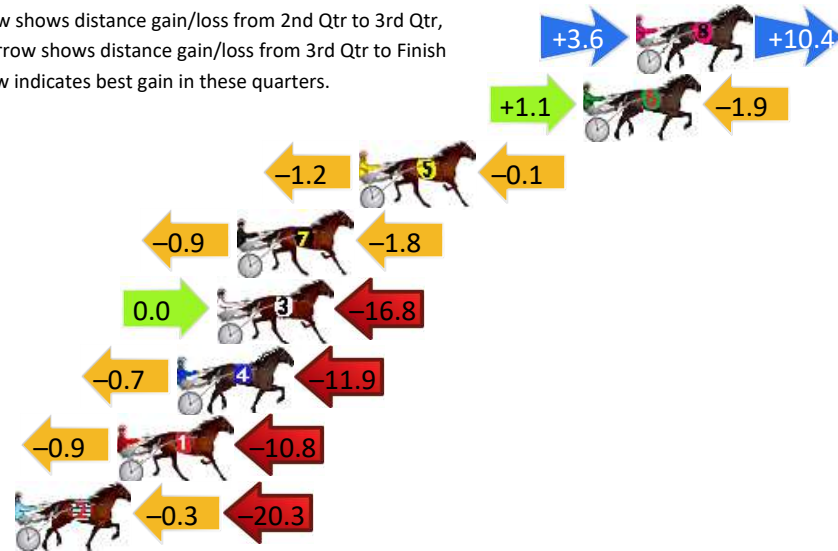
Gross Time: 1:54.80 MileRate: 1:54.80 LeadTime: 0.00s First Qtr: 27.80s Second Qtr: 30.40s Third Qtr: 28.40s Fourth Qtr: 28.20s

DATA TABLE: 800 / 400 Posi's are position from leader and (how wide the horse was at that position)

No	Horse	Plc	Mar	800 Posi	400 Posi	Time	3rd Qtr	4th Qt
8	VESPA STRIDE	1	0.0m	14.0m (1)	10.4m (2)	1:54.80	28.14s	27.47s
6	MICKEY BE NIMBLE	2	2.1m	1.3m (1)	0.2m (1)	1:54.96	28.33s	28.34s
5	BETTOR BE LUCKY	3	11.1m	9.8m (1)	11.0m (1)	1:55.62	28.49s	28.25s
7	BO DUKE	4	16.0m	13.3m (0)	14.2m (0)	1:55.99	28.46s	28.39s
3	CARIBBEAN RUNA	5	16.8m	0.0m (0)	0.0m (0)	1:56.04	28.40s	29.44s
4	NASHVILLE BART	6	18.4m	5.8m (1)	6.5m (1)	1:56.16	28.45s	29.11s
1	GET US A TINNY	7	20.8m	9.1m (0)	10.0m (0)	1:56.34	28.46s	29.04s
2	KEAYANG HARLOW	8	24.9m	4.3m (0)	4.6m (0)	1:56.65	28.42s	29.73s

Finish Position and metres gained

First Arrow shows distance gain/loss from 2nd Qtr to 3rd Qtr, Second Arrow shows distance gain/loss from 3rd Qtr to Finish
Blue arrow indicates best gain in these quarters.



8
0
0

Visual positions in race at 2nd Quarter



4
0
0

Visual positions in race at 3rd Quarter



Menangle Race 2 Distance 1609m

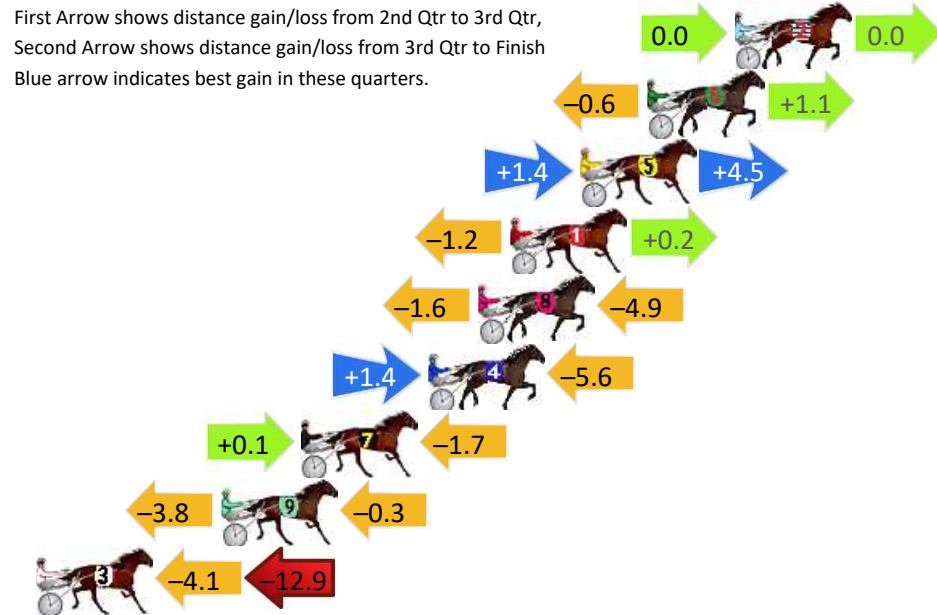
Tuesday, 31 March 2026

Gross Time: 1:53.80 MileRate: 1:53.80 LeadTime: 0.00s First Qtr: 28.40s Second Qtr: 29.20s Third Qtr: 28.30s Fourth Qtr: 27.90s

DATA TABLE: 800 / 400 Posi's are position from leader and (how wide the horse was at that position)

No	Horse	Plc	Mar	800 Posi	400 Posi	Time	3rd Qtr	4th Qt
2	OUR ANGELS ENVY	1	0.0m	0.0m (0)	0.0m (0)	1:53.80	28.30s	27.90s
6	HESAA LISTER	2	3.5m	4.0m (0)	4.6m (0)	1:54.06	28.34s	27.84s
5	ROBUST EASTON	3	6.2m	12.1m (1)	10.7m (2)	1:54.25	28.20s	27.61s
1	OUR ULTIMATE JANE	4	9.0m	8.0m (0)	9.2m (0)	1:54.46	28.38s	27.92s
8	TRISTAR FOR CHRIS	5	10.3m	3.8m (1)	5.4m (1)	1:54.56	28.41s	28.28s
4	EXPLOSIVE BRONSKI	6	12.3m	8.1m (1)	6.7m (2)	1:54.70	28.20s	28.33s
7	ROGERVALERIO LOMBO	7	17.4m	15.8m (1)	15.7m (1)	1:55.08	28.29s	28.08s
9	CONOR MCGREGOR	8	20.6m	16.5m (0)	20.3m (1)	1:55.31	28.55s	28.00s
3	CLASSICMAJOR	9	28.9m	11.9m (0)	16.0m (0)	1:55.92	28.58s	28.90s

Finish Position and metres gained



800

Visual positions in race at 2nd Quarter



400

Visual positions in race at 3rd Quarter



Menangle Race 3 Distance 1609m

Tuesday, 31 March 2026

Gross Time: 1:54.50 MileRate: 1:54.50 LeadTime: 0.00s First Qtr: 28.50s Second Qtr: 29.60s Third Qtr: 28.20s Fourth Qtr: 28.20s

DATA TABLE: 800 / 400 Posi's are position from leader and (how wide the horse was at that position)

No	Horse	Plc	Mar	800 Posi	400 Posi	Time	3rd Qtr	4th Qt
3	WHAT FOR	1	0.0m	4.0m (0)	4.0m (0)	1:54.50	28.20s	27.92s
4	KING COREY	2	2.0m	0.0m (0)	0.0m (0)	1:54.65	28.20s	28.35s
7	LARRIKIN LENNY	3	11.9m	17.2m (1)	20.6m (3)	1:55.38	28.43s	27.64s
8	WILL I AM	4	13.7m	9.3m (1)	12.4m (2)	1:55.52	28.42s	28.35s
9	DANCING WITH MY EX	5	14.6m	5.3m (1)	8.4m (2)	1:55.58	28.42s	28.69s
5	SKY CITY	6	16.1m	13.2m (1)	16.6m (3)	1:55.69	28.43s	28.23s
2	GENERAL MISCONDUCT	7	18.5m	8.6m (0)	8.6m (0)	1:55.87	28.20s	28.97s
6	HALLOWEEN	8	19.1m	12.8m (0)	14.2m (1)	1:55.92	28.29s	28.62s
1	TILLY DEEVINNE	9	28.0m	1.6m (1)	3.1m (1)	1:56.57	28.31s	30.06s

Finish Position and metres gained

First Arrow shows distance gain/loss from 2nd Qtr to 3rd Qtr, Second Arrow shows distance gain/loss from 3rd Qtr to Finish
Blue arrow indicates best gain in these quarters.



800

Visual positions in race at 2nd Quarter



400

Visual positions in race at 3rd Quarter



Menangle Race 4 Distance 1609m

Tuesday, 31 March 2026


Gross Time: 1:55.50 MileRate: 1:55.50 LeadTime: 0.00s First Qtr: 28.30s Second Qtr: 29.60s Third Qtr: 29.10s Fourth Qtr: 28.50s

DATA TABLE: 800 / 400 Posi's are position from leader and (how wide the horse was at that position)

No	Horse	Plc	Mar	800 Posi	400 Posi	Time	3rd Qtr	4th Qt
3	ALPHA STRIDE	1	0.0m	10.9m (1)	9.3m (2)	1:55.50	28.98s	27.83s
8	MAXIMUS MERIDIUS	2	5.0m	7.0m (1)	5.4m (2)	1:55.87	28.98s	28.49s
5	ITZFERGIETIME	3	5.6m	4.4m (0)	4.5m (0)	1:55.92	29.10s	28.60s
6	ALDEBARAN SUSANNE	4	8.1m	0.0m (0)	0.0m (0)	1:56.11	29.10s	29.11s
9	MAESTRO	5	10.6m	19.2m (1)	18.2m (3)	1:56.29	29.01s	27.99s
7	SHOULD BEABARCA	6	15.1m	15.0m (1)	13.3m (2)	1:56.63	28.96s	28.68s
4	GUNNER	7	15.2m	16.6m (0)	19.8m (1)	1:56.64	29.31s	28.22s
10	MISTER BLINDSIDE	8	17.3m	3.2m (1)	1.9m (1)	1:56.79	29.01s	29.66s
2	LAST CLANSMAN	9	20.1m	12.5m (0)	14.7m (1)	1:57.00	29.25s	28.95s
1	TIGER TEE	10	26.1m	8.9m (0)	10.1m (0)	1:57.45	29.18s	29.73s

Finish Position and metres gained

First Arrow shows distance gain/loss from 2nd Qtr to 3rd Qtr,
Second Arrow shows distance gain/loss from 3rd Qtr to Finish
Blue arrow indicates best gain in these quarters.



800

Visual positions in race at 2nd Quarter



400

Visual positions in race at 3rd Quarter



Menangle Race 5 Distance 1609m

Tuesday, 31 March 2026



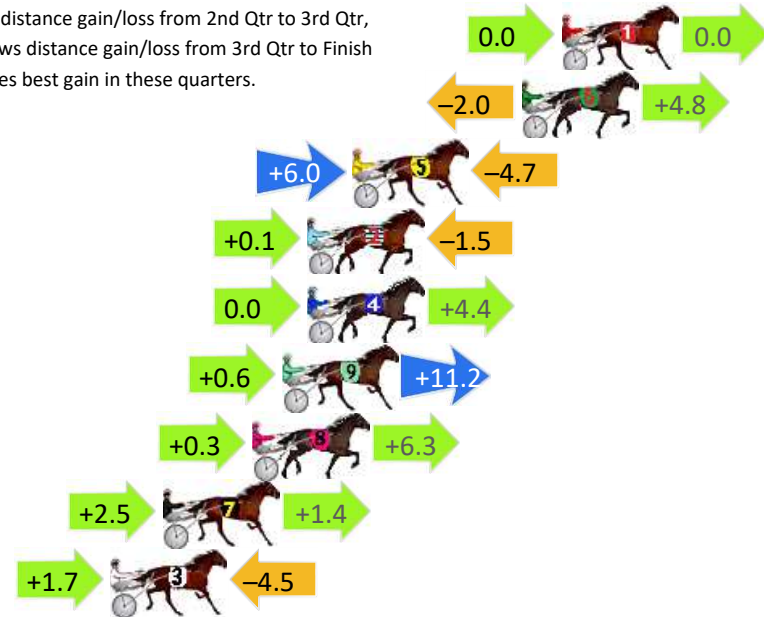
Gross Time: 1:52.30 MileRate: 1:52.30 LeadTime: 0.00s First Qtr: 27.50s Second Qtr: 29.70s Third Qtr: 27.60s Fourth Qtr: 27.50s

DATA TABLE: 800 / 400 Posi's are position from leader and (how wide the horse was at that position)

No	Horse	Plc	Mar	800 Posi	400 Posi	Time	3rd Qtr	4th Qt
1	SENSES	1	0.0m	0.0m (0)	0.0m (0)	1:52.30	27.60s	27.50s
6	BEACHBABE CROCKER	2	1.6m	4.4m (0)	6.4m (0)	1:52.42	27.74s	27.18s
5	BETTINE	3	8.4m	9.7m (1)	3.7m (1)	1:52.91	27.19s	27.85s
2	STELLAR STRIDE	4	10.2m	8.8m (0)	8.7m (1)	1:53.04	27.59s	27.64s
4	ROCK ASSET	5	10.2m	14.6m (0)	14.6m (0)	1:53.04	27.60s	27.24s
9	CHARLIES ACE	6	11.2m	23.0m (0)	22.4m (1)	1:53.11	27.55s	26.78s
8	THE BEST OF YOU	7	12.4m	19.0m (0)	18.7m (0)	1:53.20	27.58s	27.12s
7	KATES VIRTUE	8	16.0m	19.9m (1)	17.4m (2)	1:53.46	27.42s	27.47s
3	FRENCH BUBBLES	9	18.1m	15.3m (1)	13.6m (1)	1:53.61	27.49s	27.88s

Finish Position and metres gained

First Arrow shows distance gain/loss from 2nd Qtr to 3rd Qtr, Second Arrow shows distance gain/loss from 3rd Qtr to Finish
Blue arrow indicates best gain in these quarters.



Menangle Race 6 Distance 1609m

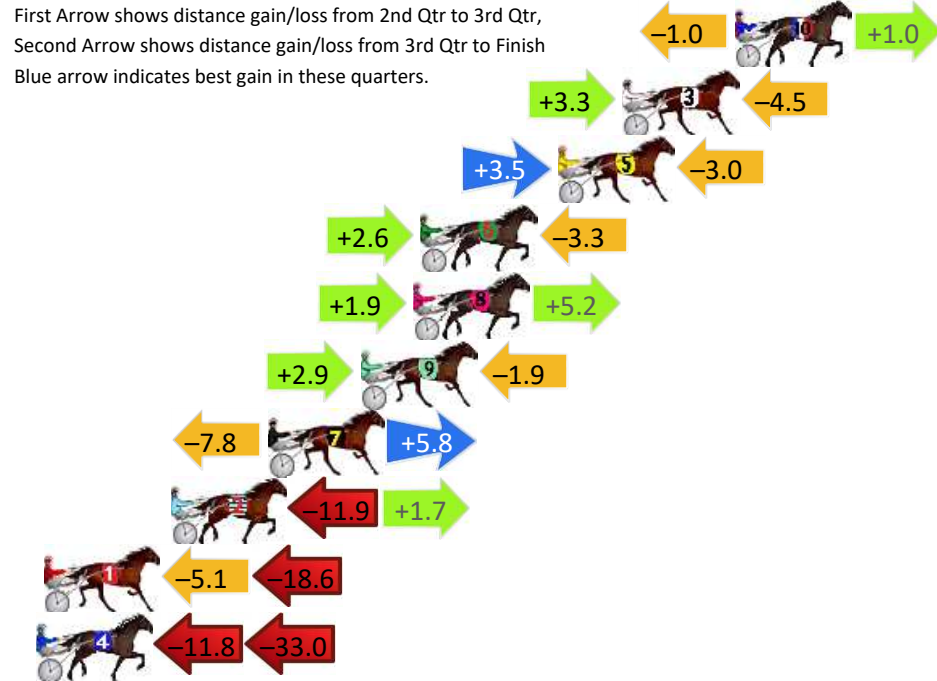
Tuesday, 31 March 2026

Gross Time: 1:51.70 MileRate: 1:51.70 LeadTime: 0.00s First Qtr: 27.20s Second Qtr: 29.30s Third Qtr: 27.90s Fourth Qtr: 27.30s

DATA TABLE: 800 / 400 Posi's are position from leader and (how wide the horse was at that position)

No	Horse	Plc	Mar	800 Posi	400 Posi	Time	3rd Qtr	4th Qt
10	MCBART	1	0.0m	0.0m (0)	1.0m (0)	1:51.70	27.97s	27.23s
3	RAYS REDEMPTION	2	4.5m	3.3m (1)	0.0m (1)	1:52.02	27.67s	27.62s
5	MYTH YOU ALREADY	3	7.1m	7.6m (1)	4.1m (1)	1:52.21	27.65s	27.53s
6	HAPPY TOO YA	4	12.6m	11.9m (1)	9.3m (1)	1:52.61	27.71s	27.57s
8	RIO DE JANEIRO BLUE	5	12.9m	20.0m (1)	18.1m (1)	1:52.63	27.75s	26.99s
9	MAGNETIC STORM	6	15.0m	16.0m (1)	13.1m (1)	1:52.78	27.69s	27.48s
7	MICHAEL CAINE	7	18.7m	16.7m (0)	24.5m (1)	1:53.04	28.42s	26.96s
2	DAVOLAS LEGACY	8	22.6m	12.4m (0)	24.3m (0)	1:53.32	28.71s	27.26s
1	WHITBYS DELIGHT	9	27.7m	4.0m (0)	9.1m (0)	1:53.69	28.25s	28.66s
4	LILS NIGHTMARE	10	53.2m	8.4m (0)	20.2m (0)	1:55.52	28.71s	29.74s

Finish Position and metres gained



800

Visual positions in race at 2nd Quarter



400

Visual positions in race at 3rd Quarter



Menangle Race 7 Distance 1609m

Tuesday, 31 March 2026


Gross Time: 1:52.90 MileRate: 1:52.90 LeadTime: 0.00s First Qtr: 28.90s Second Qtr: 29.80s Third Qtr: 27.50s Fourth Qtr: 26.70s

DATA TABLE: 800 / 400 Posi's are position from leader and (how wide the horse was at that position)

No	Horse	Plc	Mar	800 Posi	400 Posi	Time	3rd Qtr	4th Qt
5	RIVERA LOU	1	0.0m	0.0m (0)	0.0m (0)	1:52.90	27.50s	26.70s
8	SWEET STRIKE	2	6.1m	4.2m (1)	2.6m (1)	1:53.33	27.39s	26.96s
3	LOCHIEL	3	10.7m	4.1m (0)	4.8m (0)	1:53.65	27.54s	27.13s
6	SURF ACE	4	14.0m	12.3m (0)	14.5m (1)	1:53.89	27.63s	26.71s
7	MISTER JONES	5	14.8m	8.6m (1)	9.1m (1)	1:53.94	27.53s	27.13s
1	GIMME A REASON	6	16.6m	8.2m (0)	10.1m (0)	1:54.07	27.62s	27.19s
10	MAJOR ICON	7	18.0m	21.2m (1)	22.4m (2)	1:54.17	27.56s	26.46s
4	VALIENTE HANOVER	8	21.8m	12.7m (1)	13.5m (2)	1:54.43	27.54s	27.33s
9	CRUNCHIE DIVA	8	21.8m	16.7m (0)	17.2m (0)	1:54.43	27.52s	27.07s
2	THE EX HORSEIST	10	24.0m	17.1m (1)	18.2m (2)	1:54.59	27.56s	27.16s


Finish Position and metres gained

First Arrow shows distance gain/loss from 2nd Qtr to 3rd Qtr, Second Arrow shows distance gain/loss from 3rd Qtr to Finish
Blue arrow indicates best gain in these quarters.



800

Visual positions in race at 2nd Quarter



400

Visual positions in race at 3rd Quarter



Menangle Race 8 Distance 1609m

Tuesday, 31 March 2026

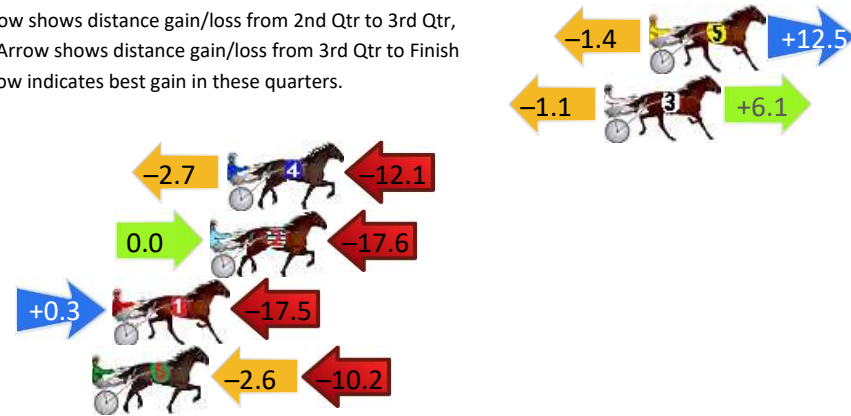
Gross Time: 1:52.50 MileRate: 1:52.50 LeadTime: 0.00s First Qtr: 27.30s Second Qtr: 29.40s Third Qtr: 27.90s Fourth Qtr: 27.90s

DATA TABLE: 800 / 400 Posi's are position from leader and (how wide the horse was at that position)

NoHorse	Plc	Mar	800 Posi	400 Posi	Time	3rd Qtr	4th Qt
5 MIKI COHEN	1	0.0m	11.1m (1)	12.5m (2)	1:52.50	28.00s	27.03s
3 OHOKA COBRA	2	1.8m	6.8m (1)	7.9m (2)	1:52.63	27.98s	27.48s
4 TITIAN RAIDER	3	16.9m	2.1m (1)	4.8m (1)	1:53.74	28.09s	28.81s
2 UNCLE TIGER	4	17.6m	0.0m (0)	0.0m (0)	1:53.79	27.90s	29.19s
1 GUEST ARTIST	5	21.5m	4.3m (0)	4.0m (0)	1:54.08	27.88s	29.20s
6 ROCLEA IMAGE	6	22.3m	9.5m (0)	12.1m (0)	1:54.14	28.08s	28.70s


Finish Position and metres gained

First Arrow shows distance gain/loss from 2nd Qtr to 3rd Qtr, Second Arrow shows distance gain/loss from 3rd Qtr to Finish Blue arrow indicates best gain in these quarters.



800

Visual positions in race at 2nd Quarter



400

Visual positions in race at 3rd Quarter

