

Bathurst Race 1 Distance 1730m

Wednesday, 8 April 2026


Gross Time: 2:03.60 MileRate: 1:55.00 LeadTime: 8.30s First Qtr: 26.70s Second Qtr: 29.10s Third Qtr: 29.40s Fourth Qtr: 30.10s

DATA TABLE: 800 / 400 Posi's are position from leader and (how wide the horse was at that position)

No	Horse	Plc	Mar	800 Posi	400 Posi	Time	3rd Qtr	4th Qt
10	THE ROGUE I AM	1	0.0m	8.2m (1)	4.1m (1)	2:03.60	29.11s	29.80s
5	LUCKY PUNT	2	3.4m	3.7m (1)	0.0m (0)	2:03.87	29.13s	30.37s
3	STUDLEIGH SUNRISE	3	5.1m	17.4m (0)	16.2m (0)	2:04.00	29.34s	29.30s
9	SMOOTH CHAKRA	4	6.6m	13.3m (0)	8.4m (1)	2:04.12	29.06s	30.00s
8	DEAR DARLING	5	10.8m	22.1m (0)	21.1m (0)	2:04.45	29.36s	29.39s
1	GET UP BETTY	6	15.4m	9.1m (0)	12.7m (1)	2:04.81	29.68s	30.37s
2	RIVIERE	7	18.5m	5.0m (0)	10.3m (0)	2:05.06	29.80s	30.80s
7	MAJOR JEWEL	8	30.3m	23.1m (1)	16.8m (2)	2:05.99	28.97s	31.25s
6	LAYLA SHANNON	9	42.2m	18.4m (1)	19.2m (1)	2:06.93	29.49s	32.01s
4	IZACHEAPEE	10	50.3m	0.0m (0)	6.0m (0)	2:07.57	29.84s	33.63s

Finish Position and metres gained

First Arrow shows distance gain/loss from 2nd Qtr to 3rd Qtr, Second Arrow shows distance gain/loss from 3rd Qtr to Finish
Blue arrow indicates best gain in these quarters.



800

Visual positions in race at 2nd Quarter



400

Visual positions in race at 3rd Quarter



Bathurst Race 2 Distance 1730m

Wednesday, 8 April 2026


Gross Time: 2:03.70 MileRate: 1:55.10 LeadTime: 8.10s First Qtr: 28.40s Second Qtr: 30.60s Third Qtr: 28.20s Fourth Qtr: 28.40s

DATA TABLE: 800 / 400 Posi's are position from leader and (how wide the horse was at that position)

No	Horse	Plc	Mar	800 Posi	400 Posi	Time	3rd Qtr	4th Qt
5	STUDLEIGH MELISE	1	0.0m	1.9m (1)	2.0m (1)	2:03.70	28.21s	28.26s
2	CARBAGANOOSH	2	0.8m	6.4m (1)	5.7m (2)	2:03.76	28.15s	28.06s
7	BETTOR KEPPEL	3	3.8m	15.0m (1)	14.2m (2)	2:03.98	28.15s	27.68s
3	TASBMIKI	4	5.8m	10.4m (1)	10.2m (2)	2:04.13	28.19s	28.11s
10	HELLO I TEA	5	6.9m	13.1m (0)	14.2m (0)	2:04.21	28.28s	27.91s
6	TAKE OUT	6	10.2m	19.6m (1)	17.9m (1)	2:04.46	28.09s	27.90s
9	FLIPTOP BOTTLESHOP	7	11.9m	8.9m (0)	10.2m (0)	2:04.59	28.30s	28.57s
4	ROCKIN IN PARADISE	8	13.5m	0.0m (0)	0.0m (0)	2:04.71	28.20s	29.41s
8	VAMOS	9	13.9m	17.4m (0)	18.8m (0)	2:04.74	28.30s	28.12s
1	ITS DOWN TO DIGGER	10	21.2m	4.0m (0)	5.1m (0)	2:05.28	28.28s	29.62s

Finish Position and metres gained

First Arrow shows distance gain/loss from 2nd Qtr to 3rd Qtr, Second Arrow shows distance gain/loss from 3rd Qtr to Finish
Blue arrow indicates best gain in these quarters.



800

Visual positions in race at 2nd Quarter



400

Visual positions in race at 3rd Quarter



Bathurst Race 3 Distance 1730m

Wednesday, 8 April 2026



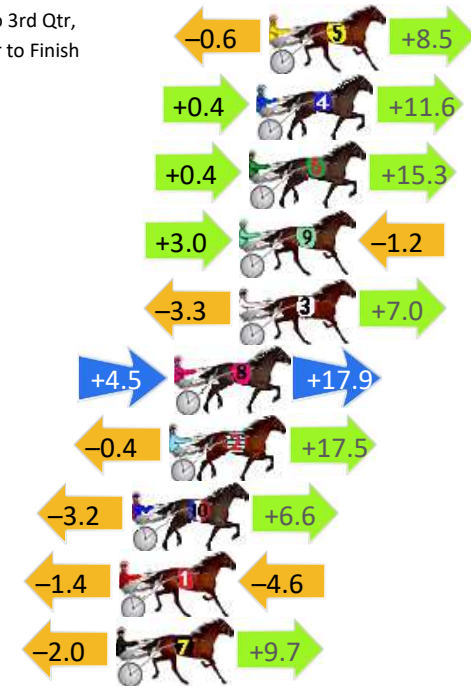
Gross Time: 2:04.30 MileRate: 1:55.60 LeadTime: 8.30s First Qtr: 29.20s Second Qtr: 29.80s Third Qtr: 28.10s Fourth Qtr: 28.90s

DATA TABLE: 800 / 400 Posi's are position from leader and (how wide the horse was at that position)

No	Horse	Plc	Mar	800 Posi	400 Posi	Time	3rd Qtr	4th Qt
5	BORROWED TIME	1	0.0m	7.9m (1)	8.5m (1)	2:04.30	28.15s	28.30s
4	ALWAYSBMYPONY	2	0.5m	12.5m (1)	12.1m (2)	2:04.34	28.09s	28.08s
6	INDASKY	3	0.8m	16.5m (1)	16.1m (2)	2:04.36	28.09s	27.82s
9	BETTING RANGER	4	1.2m	3.0m (1)	0.0m (1)	2:04.39	27.89s	28.99s
3	COLLECT A DIME	5	1.2m	4.9m (0)	8.2m (0)	2:04.39	28.34s	28.41s
8	NOSAER	6	3.8m	26.2m (1)	21.7m (0)	2:04.59	27.81s	27.65s
2	GO WITHOUT	7	4.0m	21.1m (1)	21.5m (1)	2:04.60	28.15s	27.68s
10	TAPAGANOOSH	8	5.5m	8.9m (0)	12.1m (0)	2:04.72	28.34s	28.46s
1	NICELY SPOKEN	9	6.0m	0.0m (0)	1.4m (0)	2:04.76	28.20s	29.26s
7	ART OF TERROR	10	6.1m	13.8m (0)	15.8m (1)	2:04.76	28.26s	28.24s

Finish Position and metres gained

First Arrow shows distance gain/loss from 2nd Qtr to 3rd Qtr, Second Arrow shows distance gain/loss from 3rd Qtr to Finish. Blue arrow indicates best gain in these quarters.



Bathurst Race 4 Distance 2260m

Wednesday, 8 April 2026


Gross Time: 2:44.00 MileRate: 1:56.80 LeadTime: 48.10s First Qtr: 30.60s Second Qtr: 29.20s Third Qtr: 27.70s Fourth Qtr: 28.40s

DATA TABLE: 800 / 400 Posi's are position from leader and (how wide the horse was at that position)

No	Horse	Plc	Mar	800 Posi	400 Posi	Time	3rd Qtr	4th Qt
10	JORGE STREET	1	0.0m	10.3m (1)	7.5m (2)	2:44.00	27.51s	27.88s
1	GRAYSON RED	2	2.4m	4.4m (0)	4.3m (0)	2:44.18	27.70s	28.28s
2	SAINT VERAN	3	4.1m	0.0m (0)	0.0m (0)	2:44.31	27.70s	28.71s
9	HUNTER SHANNON	4	6.8m	8.7m (0)	9.8m (0)	2:44.51	27.78s	28.23s
6	FIRESTORM RED	5	7.3m	12.8m (0)	12.9m (1)	2:44.54	27.72s	28.04s
5	OUR GEORGE BOSTON	6	8.5m	19.6m (1)	17.2m (2)	2:44.63	27.55s	27.83s
8	REBOUNDER	7	9.1m	16.9m (0)	16.6m (0)	2:44.68	27.70s	27.92s
4	HOLY CAMP DILLON	8	10.1m	15.0m (1)	12.1m (2)	2:44.75	27.51s	28.31s
7	THE METAL FLYER	9	10.5m	2.2m (1)	1.4m (1)	2:44.78	27.65s	29.08s
3	ALLSTARZZZ FRANKIE	10	11.0m	6.3m (1)	3.5m (2)	2:44.82	27.51s	28.98s

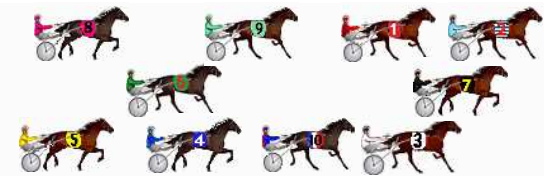
Finish Position and metres gained

First Arrow shows distance gain/loss from 2nd Qtr to 3rd Qtr, Second Arrow shows distance gain/loss from 3rd Qtr to Finish
Blue arrow indicates best gain in these quarters.



800

Visual positions in race at 2nd Quarter



400

Visual positions in race at 3rd Quarter



Bathurst Race 5 Distance 1730m

Wednesday, 8 April 2026


Gross Time: 2:03.00 MileRate: 1:54.40 LeadTime: 8.50s First Qtr: 27.50s Second Qtr: 29.70s Third Qtr: 28.40s Fourth Qtr: 28.90s

DATA TABLE: 800 / 400 Posi's are position from leader and (how wide the horse was at that position)

No	Horse	Plc	Mar	800 Posi	400 Posi	Time	3rd Qtr	4th Qt
4	AURORA MIGHTY ROB	1	0.0m	4.3m (0)	4.2m (0)	2:03.00	28.40s	28.60s
6	RED BULL BERNIE	2	0.1m	5.3m (1)	2.0m (1)	2:03.01	28.17s	28.77s
5	COWBOY CULTURE	3	2.5m	14.3m (1)	7.3m (2)	2:03.19	27.91s	28.57s
7	IN LEXYS WORDS	4	2.5m	18.6m (1)	13.5m (2)	2:03.19	28.05s	28.13s
1	LOCHINVAR MARCELLO	5	4.9m	0.0m (0)	0.0m (0)	2:03.37	28.40s	29.27s
2	CHEVAL JULIA	6	8.2m	8.8m (0)	8.2m (0)	2:03.62	28.36s	28.94s
9	STUDLEIGH FURY	7	8.8m	13.3m (0)	12.4m (0)	2:03.67	28.34s	28.69s
3	BILLS SWAN SONG	8	15.0m	10.1m (1)	8.2m (1)	2:04.14	28.27s	29.46s
8	SMOOTH BUCKAROO	9	25.4m	23.4m (1)	17.1m (3)	2:04.93	27.97s	29.61s

Finish Position and metres gained

First Arrow shows distance gain/loss from 2nd Qtr to 3rd Qtr, Second Arrow shows distance gain/loss from 3rd Qtr to Finish
Blue arrow indicates best gain in these quarters.



800

Visual positions in race at 2nd Quarter



400

Visual positions in race at 3rd Quarter



Bathurst Race 6 Distance 1730m




Wednesday, 8 April 2026

Gross Time: 2:05.00 MileRate: 1:56.30 LeadTime: 8.50s First Qtr: 30.30s Second Qtr: 29.90s Third Qtr: 28.30s Fourth Qtr: 28.00s

DATA TABLE: 800 / 400 Posi's are position from leader and (how wide the horse was at that position)

NoHorse	Plc	Mar	800 Posi	400 Posi	Time	3rd Qtr	4th Qt
2 YOU ARE MY WISH	1	0.0m	0.0m (0)	0.0m (0)	2:05.00	28.30s	28.00s
6 SMOOTH JESSIE	2	4.6m	9.7m (0)	10.6m (1)	2:05.34	28.36s	27.60s
7 CHEVAL TIGER	3	13.1m	28.4m (0)	20.6m (2)	2:05.96	27.74s	27.52s
4 REDEMPTION MISS	4	13.9m	4.6m (0)	10.3m (0)	2:06.02	28.70s	28.30s
1 ROCKNROLL BLING	5	14.3m	14.8m (0)	17.2m (0)	2:06.05	28.46s	27.85s
5 ROCKY ROAD STAR	6	18.6m	23.3m (0)	15.7m (1)	2:06.37	27.76s	28.27s
3 TALK TO LEXY	7	19.6m	19.1m (0)	13.2m (2)	2:06.44	27.88s	28.52s
8 BOPPER	8	40.6m	33.6m (0)	23.4m (0)	2:07.99	27.58s	29.35s

Finish Position and metres gained



Bathurst Race 7 Distance 1730m

Wednesday, 8 April 2026


Gross Time: 2:07.40 MileRate: 1:58.50 LeadTime: 8.20s First Qtr: 31.20s Second Qtr: 30.30s Third Qtr: 28.60s Fourth Qtr: 29.10s

DATA TABLE: 800 / 400 Posi's are position from leader and (how wide the horse was at that position)

NoHorse	Plc	Mar	800 Posi	400 Posi	Time	3rd Qtr	4th Qt
9 HALL MOST AN ANGEL	1	0.0m	9.6m (0)	9.5m (2)	2:07.40	28.60s	28.42s
1 ROCK THE NATION	2	0.1m	0.0m (0)	0.0m (0)	2:07.41	28.60s	29.11s
8 WARIEDA BOY	3	1.2m	14.5m (1)	3.9m (2)	2:07.49	27.85s	28.91s
5 LUCKY ZARA	4	3.8m	2.1m (1)	4.5m (0)	2:07.69	28.77s	29.07s
6 FURIOUS BART	5	5.7m	20.7m (1)	15.1m (2)	2:07.84	28.21s	28.46s
3 ALTA DOWNS	6	8.9m	6.1m (1)	7.5m (1)	2:08.08	28.71s	29.24s
10 ULTIMATE EQUUS	7	9.7m	13.5m (0)	13.4m (0)	2:08.14	28.60s	28.88s
7 PHANTOM STAR	8	14.3m	10.0m (1)	2.0m (1)	2:08.49	28.03s	30.05s
4 MOVES LIKE MIKI	9	15.8m	18.6m (0)	20.1m (0)	2:08.61	28.72s	28.87s
2 ABSOLUTE WEAPON	10	16.0m	5.1m (0)	8.9m (0)	2:08.62	28.88s	29.68s


Finish Position and metres gained

First Arrow shows distance gain/loss from 2nd Qtr to 3rd Qtr, Second Arrow shows distance gain/loss from 3rd Qtr to Finish Blue arrow indicates best gain in these quarters.



800

Visual positions in race at 2nd Quarter



400

Visual positions in race at 3rd Quarter



Bathurst Race 8 Distance 1730m

Wednesday, 8 April 2026

Gross Time: 2:06.90 MileRate: 1:58.00 LeadTime: 8.20s First Qtr: 30.00s Second Qtr: 30.90s Third Qtr: 28.60s Fourth Qtr: 29.20s

DATA TABLE: 800 / 400 Posi's are position from leader and (how wide the horse was at that position)

No	Horse	Plc	Mar	800 Posi	400 Posi	Time	3rd Qtr	4th Qt
3	ULTIMATE WAHINI	1	0.0m	0.0m (0)	0.0m (0)	2:06.90	28.60s	29.20s
5	HARVEYS TOOTH	2	5.2m	9.0m (0)	9.5m (0)	2:07.30	28.64s	28.92s
1	BRAMANTE	3	5.5m	16.3m (0)	15.0m (0)	2:07.32	28.52s	28.54s
7	JUDAH RED	4	6.6m	20.7m (1)	16.2m (2)	2:07.41	28.29s	28.55s
2	FOGWATCH	5	9.0m	4.5m (0)	4.5m (0)	2:07.59	28.60s	29.57s
4	STUCKINAFENCE	6	11.0m	13.1m (1)	10.9m (1)	2:07.74	28.45s	29.26s
6	GUARDED PROGNOSIS	7	19.9m	42.2m (0)	26.7m (2)	2:08.42	27.52s	28.80s
9	BOOMER SHANNON	8	20.0m	2.1m (1)	5.6m (1)	2:08.43	28.85s	30.33s
8	AARON MINT	9	35.3m	8.9m (1)	17.5m (1)	2:09.60	29.23s	30.64s
10	SWEETNSTORMY	10	51.1m	22.5m (0)	20.1m (0)	2:10.81	28.44s	31.67s

Finish Position and metres gained

First Arrow shows distance gain/loss from 2nd Qtr to 3rd Qtr, Second Arrow shows distance gain/loss from 3rd Qtr to Finish
Blue arrow indicates best gain in these quarters.

