

# Menangle Race 1 Distance 1609m

Tuesday, 14 April 2026



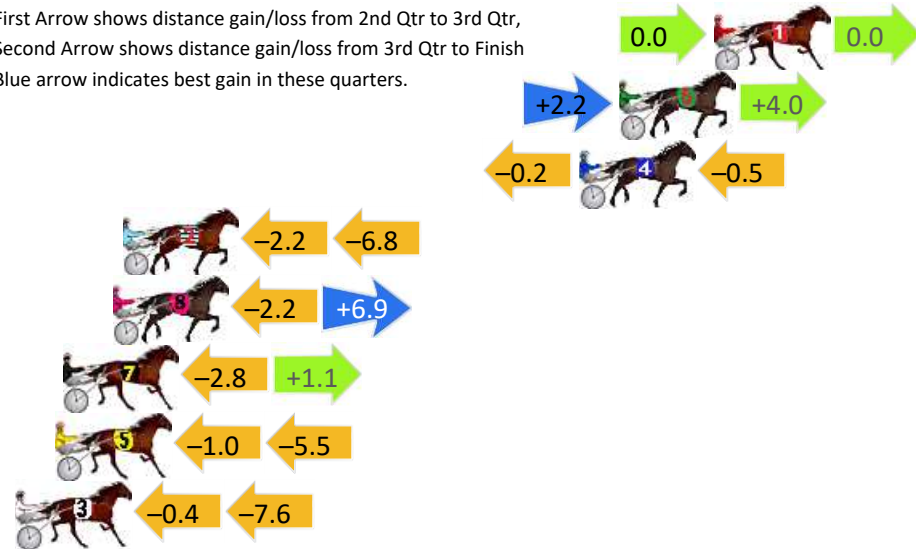
Gross Time: 2:01.50 MileRate: 2:01.50 LeadTime: 0.00s First Qtr: 31.40s Second Qtr: 31.00s Third Qtr: 30.70s Fourth Qtr: 28.40s

DATA TABLE: 800 / 400 Posi's are position from leader and (how wide the horse was at that position)

No	Horse	Plc	Mar	800 Posi	400 Posi	Time	3rd Qtr	4th Qt
1	IM FRANKEE	1	0.0m	0.0m (0)	0.0m (0)	2:01.50	30.70s	28.40s
6	CHIEF KENNY	2	3.8m	10.0m (0)	7.8m (1)	2:01.78	30.51s	28.11s
4	MAJARO GIRL	3	5.4m	4.7m (0)	4.9m (0)	2:01.90	30.70s	28.44s
2	BLESSEDBETHETOOT H	4	23.7m	14.7m (0)	16.9m (0)	2:03.27	30.82s	28.93s
8	SAN ANTONIO	5	24.1m	28.8m (0)	31.0m (0)	2:03.30	30.78s	27.92s
7	HILLDALE HILTON	6	26.1m	24.4m (0)	27.2m (0)	2:03.45	30.84s	28.35s
5	MY FIRST LADY	7	26.4m	19.9m (0)	20.9m (1)	2:03.47	30.71s	28.84s
3	ARETE VIRTUE	8	42.1m	34.1m (0)	34.5m (1)	2:04.64	30.63s	29.01s

## Finish Position and metres gained

First Arrow shows distance gain/loss from 2nd Qtr to 3rd Qtr, Second Arrow shows distance gain/loss from 3rd Qtr to Finish  
Blue arrow indicates best gain in these quarters.



Visual positions in race at 2nd Quarter

Visual positions in race at 3rd Quarter

# Menangle Race 2 Distance 2300m

Tuesday, 14 April 2026

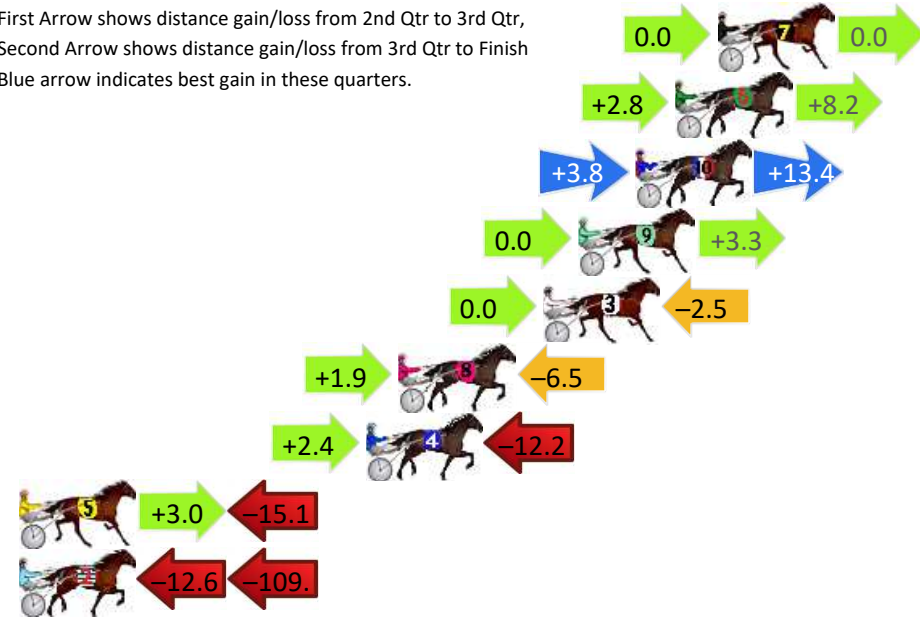
Gross Time: 2:51.40 MileRate: 1:58.40 LeadTime: 52.40s First Qtr: 31.20s Second Qtr: 30.10s Third Qtr: 28.80s Fourth Qtr: 28.90s

DATA TABLE: 800 / 400 Posi's are position from leader and (how wide the horse was at that position)

NoHorse	Plc	Mar	800 Posi	400 Posi	Time	3rd Qtr	4th Qt
7 CHIEF RUNNINGCLOUD	1	0.0m	0.0m (0)	0.0m (0)	2:51.40	28.80s	28.90s
6 ELLE PERFECTO	2	1.7m	12.7m (1)	9.9m (2)	2:51.53	28.60s	28.32s
10 VALTINO	3	3.3m	20.5m (1)	16.7m (0)	2:51.65	28.53s	27.95s
9 ITZFERGIETIME	4	5.6m	8.9m (0)	8.9m (0)	2:51.82	28.80s	28.68s
3 GUNNER	5	7.0m	4.5m (0)	4.5m (0)	2:51.93	28.80s	29.11s
8 AFFAIRE DE COVER	6	12.8m	8.2m (1)	6.3m (1)	2:52.37	28.67s	29.42s
4 LAST CLANSMAN	7	14.1m	4.3m (1)	1.9m (1)	2:52.47	28.63s	29.84s
5 THEBESTBOURBON	8	28.7m	16.6m (1)	13.6m (1)	2:53.58	28.59s	30.10s
2 ADDICTIVE STRIDE	9	134.7m	13.1m (0)	25.7m (0)	3:01.62	29.70s	37.28s

## Finish Position and metres gained

First Arrow shows distance gain/loss from 2nd Qtr to 3rd Qtr, Second Arrow shows distance gain/loss from 3rd Qtr to Finish  
Blue arrow indicates best gain in these quarters.



800

Visual positions in race at 2nd Quarter



400

Visual positions in race at 3rd Quarter

# Menangle Race 3 Distance 1609m

Tuesday, 14 April 2026

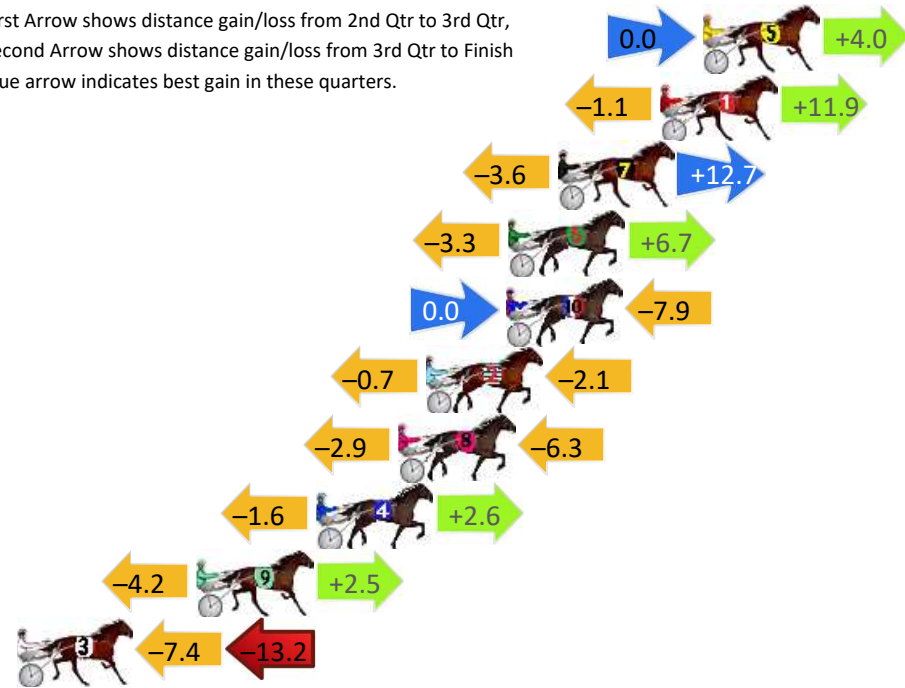
Gross Time: 1:52.80 MileRate: 1:52.80 LeadTime: 0.00s First Qtr: 26.40s Second Qtr: 29.40s Third Qtr: 28.30s Fourth Qtr: 28.70s

DATA TABLE: 800 / 400 Posi's are position from leader and (how wide the horse was at that position)

No	Horse	Plc	Mar	800 Posi	400 Posi	Time	3rd Qtr	4th Qt
5	EXPLOSIVE BRONSKI	1	0.0m	4.0m (0)	4.0m (0)	1:52.80	28.30s	28.42s
1	PARALLEL	2	1.7m	12.5m (0)	13.6m (0)	1:52.93	28.38s	27.87s
7	BIRDY GAL	3	5.8m	14.9m (1)	18.5m (2)	1:53.24	28.56s	27.83s
6	LILS NIGHTMARE	4	7.8m	11.2m (1)	14.5m (2)	1:53.39	28.54s	28.26s
10	RIO DE JANEIRO BLUE	5	7.9m	0.0m (0)	0.0m (0)	1:53.40	28.30s	29.30s
2	WILL I AM	6	11.1m	8.3m (0)	9.0m (0)	1:53.64	28.36s	28.90s
8	WILLS WAY	7	12.2m	3.0m (1)	5.9m (1)	1:53.72	28.51s	29.21s
4	LARRIKIN LENNY	8	15.5m	16.5m (0)	18.1m (0)	1:53.97	28.42s	28.59s
9	WATCH ME REACT	9	20.3m	18.6m (1)	22.8m (1)	1:54.33	28.61s	28.62s
3	HALLOWEEN	10	27.5m	6.9m (1)	14.3m (1)	1:54.87	28.83s	29.76s

## Finish Position and metres gained

First Arrow shows distance gain/loss from 2nd Qtr to 3rd Qtr, Second Arrow shows distance gain/loss from 3rd Qtr to Finish Blue arrow indicates best gain in these quarters.



800

Visual positions in race at 2nd Quarter



400

Visual positions in race at 3rd Quarter



# Menangle Race 4 Distance 1609m

Tuesday, 14 April 2026



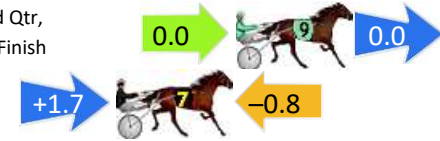
Gross Time: 1:52.90 MileRate: 1:52.90 LeadTime: 0.00s First Qtr: 27.30s Second Qtr: 29.20s Third Qtr: 28.10s Fourth Qtr: 28.30s

DATA TABLE: 800 / 400 Posi's are position from leader and (how wide the horse was at that position)

No	Horse	Plc	Mar	800 Posi	400 Posi	Time	3rd Qtr	4th Qt
9	FIRESTRIKE	1	0.0m	0.0m (0)	0.0m (0)	1:52.90	28.10s	28.30s
7	CAPTAINS DELIGHT	2	4.8m	5.7m (0)	4.0m (0)	1:53.26	27.98s	28.38s
5	WICKED LEGEND	3	32.6m	20.1m (0)	23.6m (1)	1:55.32	28.35s	29.07s
1	WARRAWEES SHOUT	4	33.2m	15.5m (0)	17.9m (1)	1:55.37	28.27s	29.51s
6	LETS FLY WITH ME	5	36.4m	24.6m (0)	28.0m (0)	1:55.61	28.34s	29.05s
10	TILLY DEEVINNE	6	42.2m	28.2m (1)	34.5m (4)	1:56.04	28.55s	29.02s
4	DEPASSANT	7	42.7m	19.3m (1)	30.3m (3)	1:56.07	28.87s	29.35s
8	GENERAL MISCONDUCT	8	42.9m	23.9m (1)	33.1m (0)	1:56.09	28.75s	29.17s
2	WOOPAA	9	59.3m	15.3m (1)	26.7m (2)	1:57.31	28.90s	30.84s
3	IM JUST SAYIN	10	67.9m	10.3m (0)	20.0m (0)	1:57.95	28.78s	31.95s

## Finish Position and metres gained

First Arrow shows distance gain/loss from 2nd Qtr to 3rd Qtr, Second Arrow shows distance gain/loss from 3rd Qtr to Finish Blue arrow indicates best gain in these quarters.



# Menangle Race 5 Distance 1609m

Tuesday, 14 April 2026


Gross Time: 1:52.60 MileRate: 1:52.60 LeadTime: 0.00s First Qtr: 27.50s Second Qtr: 30.60s Third Qtr: 27.10s Fourth Qtr: 27.40s

DATA TABLE: 800 / 400 Posi's are position from leader and (how wide the horse was at that position)

No	Horse	Plc	Mar	800 Posi	400 Posi	Time	3rd Qtr	4th Qt
10	THE NITESHIFT	1	0.0m	3.4m (1)	3.2m (1)	1:52.60	27.09s	27.19s
9	COCOS DESIRE	2	2.1m	0.0m (0)	0.0m (0)	1:52.75	27.10s	27.55s
6	FRENCH BUBBLES	3	11.7m	7.6m (1)	7.3m (1)	1:53.44	27.09s	27.75s
4	HAPPY TOO YA	4	14.4m	4.2m (0)	4.7m (0)	1:53.64	27.14s	28.12s
8	STEEL STRIDE	5	15.7m	16.5m (1)	15.6m (1)	1:53.73	27.05s	27.48s
5	VESPA STRIDE	6	17.5m	12.0m (1)	12.2m (2)	1:53.86	27.12s	27.83s
2	WHAT FOR	7	24.0m	8.3m (0)	13.0m (0)	1:54.33	27.42s	28.25s
7	JOHNNY TANG	8	34.1m	17.8m (0)	23.8m (1)	1:55.06	27.51s	28.25s
3	MICHAEL CAINE	9	48.1m	13.4m (0)	20.1m (0)	1:56.07	27.56s	29.51s

## Finish Position and metres gained

First Arrow shows distance gain/loss from 2nd Qtr to 3rd Qtr, Second Arrow shows distance gain/loss from 3rd Qtr to Finish  
Blue arrow indicates best gain in these quarters.



800

Visual positions in race at 2nd Quarter



400

Visual positions in race at 3rd Quarter



Sectional Analysis Software  
Not just form | Free Trial



RISE Digital, Harness Racing Australia nor the provider accepts any responsibility for the completeness or accuracy of any of the information contained herein, and makes no representations about its suitability for any particular purpose. Users should make their own judgements about those matters and/or seek independent advice. You assume all risks associated with use of data provided on this page

[www.facebook.com/PJHarnessRacing](http://www.facebook.com/PJHarnessRacing)

# Menangle Race 6 Distance 1609m

Tuesday, 14 April 2026


Gross Time: 1:51.30 MileRate: 1:51.30 LeadTime: 0.00s First Qtr: 27.00s Second Qtr: 29.40s Third Qtr: 27.60s Fourth Qtr: 27.30s

DATA TABLE: 800 / 400 Posi's are position from leader and (how wide the horse was at that position)

No	Horse	Plc	Mar	800 Posi	400 Posi	Time	3rd Qtr	4th Qt
1	ARK SEA	1	0.0m	0.0m (0)	0.0m (0)	1:51.30	27.60s	27.30s
2	RAYS REDEMPTION	2	4.5m	4.4m (0)	4.1m (0)	1:51.62	27.58s	27.34s
6	FE FE ON FIRE	3	10.8m	19.4m (1)	21.9m (1)	1:52.08	27.77s	26.58s
3	THE EX HORSEIST	4	11.5m	8.8m (0)	8.8m (0)	1:52.13	27.60s	27.53s
8	SURF ACE	5	11.9m	13.1m (0)	14.3m (1)	1:52.16	27.67s	27.18s
10	SPIRIT OF ARION	6	13.7m	18.1m (0)	17.6m (0)	1:52.28	27.56s	27.08s
5	WHERE BACK	7	14.5m	10.6m (1)	14.7m (3)	1:52.34	27.87s	27.34s
7	HES CHARLIES ANGEL	8	17.3m	1.9m (1)	6.7m (1)	1:52.54	27.93s	28.09s
4	THERES WALLY	9	19.7m	6.0m (1)	9.8m (2)	1:52.72	27.86s	28.05s
9	BOULEVARDOFDREAMS	10	20.1m	14.7m (1)	18.0m (2)	1:52.74	27.82s	27.52s

## Finish Position and metres gained

First Arrow shows distance gain/loss from 2nd Qtr to 3rd Qtr, Second Arrow shows distance gain/loss from 3rd Qtr to Finish  
Blue arrow indicates best gain in these quarters.



800

Visual positions in race at 2nd Quarter



400

Visual positions in race at 3rd Quarter



# Menangle Race 7 Distance 1609m

Tuesday, 14 April 2026



Gross Time: 1:51.40 MileRate: 1:51.40 LeadTime: 0.00s First Qtr: 26.70s Second Qtr: 28.30s Third Qtr: 27.70s Fourth Qtr: 28.70s

DATA TABLE: 800 / 400 Posi's are position from leader and (how wide the horse was at that position)

No	Horse	Plc	Mar	800 Posi	400 Posi	Time	3rd Qtr	4th Qt
7	OUTSIDE FIGHTER	1	0.0m	1.6m (1)	0.0m (1)	1:51.40	27.59s	28.70s
5	VINKE B	2	1.5m	5.6m (1)	5.7m (1)	1:51.51	27.71s	28.41s
9	ROMANEE	3	7.3m	15.4m (0)	19.4m (1)	1:51.95	28.00s	27.89s
6	HEIDSIECK	4	8.1m	9.7m (1)	10.5m (2)	1:52.01	27.77s	28.58s
1	JETTER SON	5	8.6m	0.0m (0)	0.4m (0)	1:52.05	27.73s	29.32s
8	FOXY DADA	6	10.4m	13.8m (1)	14.5m (2)	1:52.18	27.77s	28.47s
10	GREATGREAT BOULDER	7	12.5m	18.1m (1)	17.0m (3)	1:52.34	27.64s	28.45s
4	SHADES OF MIKI	8	16.5m	4.7m (0)	6.7m (0)	1:52.64	27.85s	29.48s
2	ROCLEA IMAGE	9	19.4m	11.0m (0)	16.9m (0)	1:52.86	28.13s	28.98s
3	OFF THE CHARTS	10	148.0m	82.8m (0)	96.8m (0)	2:02.55	28.79s	33.07s

## Finish Position and metres gained

First Arrow shows distance gain/loss from 2nd Qtr to 3rd Qtr, Second Arrow shows distance gain/loss from 3rd Qtr to Finish  
Blue arrow indicates best gain in these quarters.



# Menangle Race 8 Distance 1609m

Tuesday, 14 April 2026


Gross Time: 1:51.90 MileRate: 1:51.90 LeadTime: 0.00s First Qtr: 26.80s Second Qtr: 29.50s Third Qtr: 27.60s Fourth Qtr: 28.00s

DATA TABLE: 800 / 400 Posi's are position from leader and (how wide the horse was at that position)

No	Horse	Plc	Mar	800 Posi	400 Posi	Time	3rd Qtr	4th Qt
4	BALTUSROL	1	0.0m	4.7m (0)	4.1m (0)	1:51.90	27.56s	27.72s
5	ULTIMATE BIRD	2	2.9m	0.0m (0)	0.0m (0)	1:52.11	27.60s	28.21s
6	BROWNIESATMIDNIGHT	3	3.4m	13.8m (1)	10.3m (2)	1:52.15	27.36s	27.54s
1	MIKIBEQUICK	4	3.8m	10.5m (0)	9.0m (0)	1:52.18	27.50s	27.66s
8	IDEAL MARQUESS	5	5.3m	22.9m (1)	19.5m (2)	1:52.29	27.38s	27.04s
2	CASH AND BLING	6	5.5m	14.9m (0)	13.3m (0)	1:52.30	27.50s	27.48s
3	GUILTY PARTY	7	9.8m	18.8m (1)	15.5m (2)	1:52.62	27.38s	27.65s
7	LUVARESCHS	8	11.9m	4.8m (1)	6.6m (1)	1:52.78	27.73s	28.42s
10	KING TIGER	9	14.0m	19.8m (0)	18.2m (1)	1:52.93	27.49s	27.78s
9	JALANEEL	10	16.1m	9.2m (1)	10.6m (1)	1:53.09	27.71s	28.45s

## Finish Position and metres gained

First Arrow shows distance gain/loss from 2nd Qtr to 3rd Qtr, Second Arrow shows distance gain/loss from 3rd Qtr to Finish  
Blue arrow indicates best gain in these quarters.



800

Visual positions in race at 2nd Quarter



400

Visual positions in race at 3rd Quarter

