

Bathurst Race 1 Distance 1730m

Wednesday, 15 April 2026

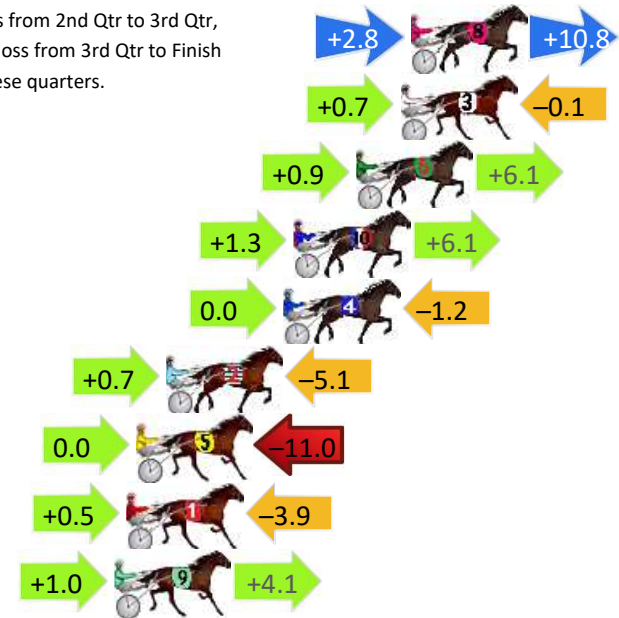
Gross Time: 2:04.50 MileRate: 1:55.80 LeadTime: 8.20s First Qtr: 27.10s Second Qtr: 30.90s Third Qtr: 29.30s Fourth Qtr: 29.00s

DATA TABLE: 800 / 400 Posi's are position from leader and (how wide the horse was at that position)

No	Horse	Plc	Mar	800 Posi	400 Posi	Time	3rd Qtr	4th Qt
8	VAMOS	1	0.0m	13.6m (1)	10.8m (3)	2:04.50	29.09s	28.22s
3	IN LEXYS WORDS	2	0.4m	1.0m (1)	0.3m (1)	2:04.53	29.25s	29.01s
6	DUN SPRUIKIN	3	2.2m	9.2m (1)	8.3m (2)	2:04.67	29.23s	28.57s
10	SHAZADELE	4	4.7m	12.1m (0)	10.8m (1)	2:04.86	29.20s	28.58s
4	THE ROGUE I AM	5	5.1m	3.9m (0)	3.9m (0)	2:04.89	29.30s	29.11s
2	TULHURST TIMMY	6	9.8m	5.4m (1)	4.7m (1)	2:05.25	29.25s	29.41s
5	HELLO I TEA	7	11.0m	0.0m (0)	0.0m (0)	2:05.34	29.30s	29.84s
1	KENZIE SHANNON	8	11.4m	8.0m (0)	7.5m (0)	2:05.37	29.26s	29.33s
9	KING BOBBIE	9	11.9m	17.0m (0)	16.0m (0)	2:05.41	29.22s	28.75s

Finish Position and metres gained

First Arrow shows distance gain/loss from 2nd Qtr to 3rd Qtr, Second Arrow shows distance gain/loss from 3rd Qtr to Finish
Blue arrow indicates best gain in these quarters.



800

Visual positions in race at 2nd Quarter



400

Visual positions in race at 3rd Quarter



Bathurst Race 2 Distance 1730m

Wednesday, 15 April 2026

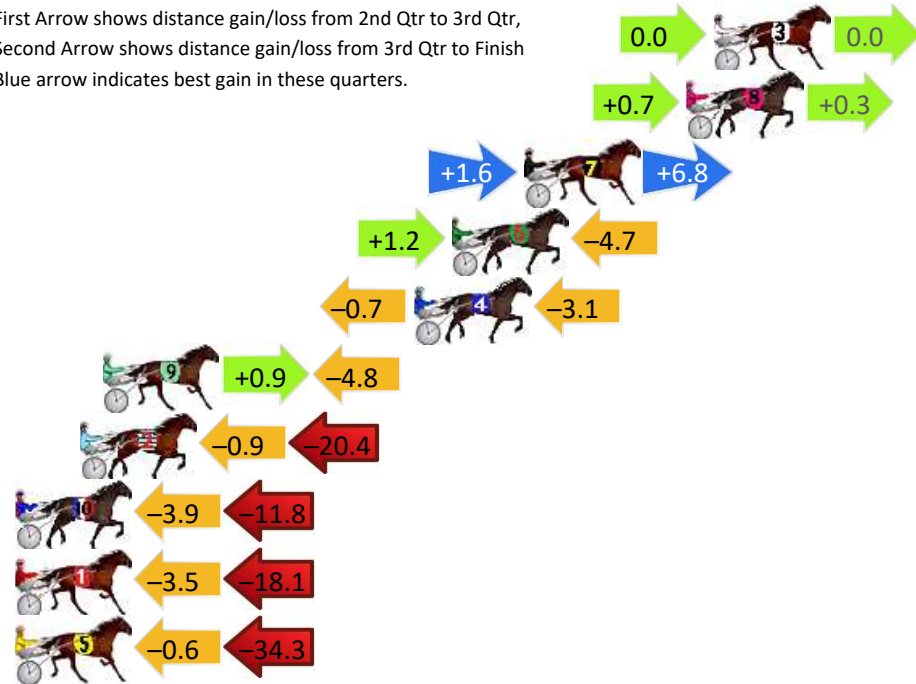
Gross Time: 2:04.10 MileRate: 1:55.40 LeadTime: 8.40s First Qtr: 28.10s Second Qtr: 29.50s Third Qtr: 29.60s Fourth Qtr: 28.50s

DATA TABLE: 800 / 400 Posi's are position from leader and (how wide the horse was at that position)

No	Horse	Plc	Mar	800 Posi	400 Posi	Time	3rd Qtr	4th Qt
3	BOHEMIAN BRAWLER	1	0.0m	0.0m (0)	0.0m (0)	2:04.10	29.60s	28.50s
8	RED BULL BERNIE	2	1.1m	2.1m (1)	1.4m (1)	2:04.18	29.55s	28.48s
7	MEMPHIS FURY	3	7.6m	16.0m (1)	14.4m (2)	2:04.67	29.47s	28.03s
6	LUCKY PUNT	4	10.5m	7.0m (1)	5.8m (1)	2:04.89	29.51s	28.87s
4	TAKE OUT	5	12.0m	8.2m (0)	8.9m (0)	2:05.00	29.64s	28.76s
9	STUDLEIGH FURY	6	24.5m	20.6m (1)	19.7m (1)	2:05.93	29.51s	28.91s
2	SHAUN SHANNON	7	25.4m	4.1m (0)	5.0m (0)	2:06.00	29.66s	30.04s
10	BABLING BABLING	8	32.3m	16.6m (0)	20.5m (0)	2:06.52	29.86s	29.44s
1	LIVE VANCE	9	34.2m	12.6m (0)	16.1m (0)	2:06.66	29.84s	29.90s
5	BETTER BE SWIFT	10	46.2m	11.3m (1)	11.9m (1)	2:07.56	29.63s	31.10s

Finish Position and metres gained

First Arrow shows distance gain/loss from 2nd Qtr to 3rd Qtr, Second Arrow shows distance gain/loss from 3rd Qtr to Finish
Blue arrow indicates best gain in these quarters.



800

Visual positions in race at 2nd Quarter



400

Visual positions in race at 3rd Quarter



Bathurst Race 3 Distance 2260m

Wednesday, 15 April 2026

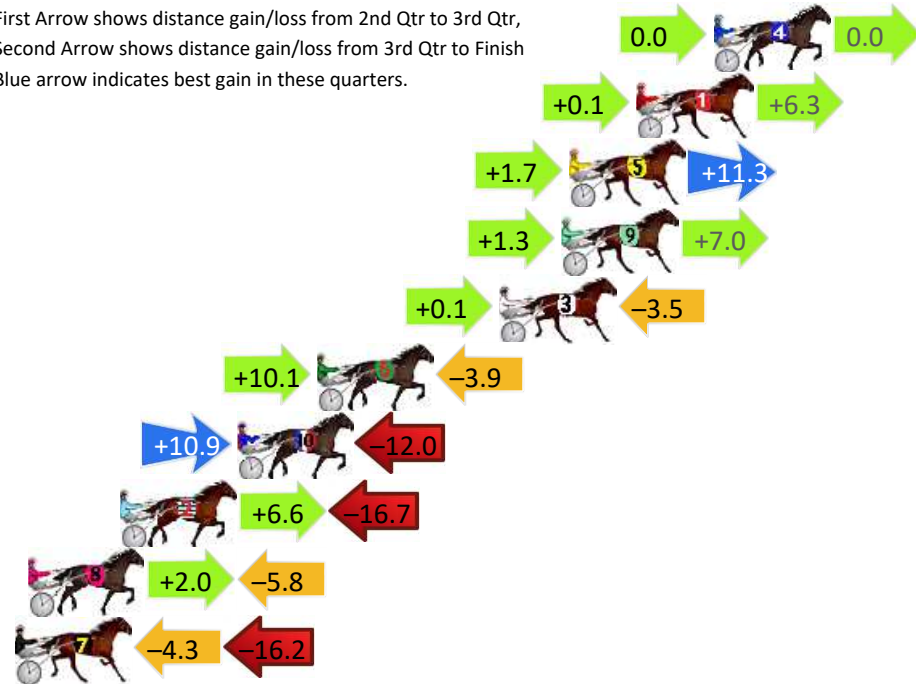
Gross Time: 2:43.60 MileRate: 1:56.50 LeadTime: 46.10s First Qtr: 30.80s Second Qtr: 30.20s Third Qtr: 27.90s Fourth Qtr: 28.60s

DATA TABLE: 800 / 400 Posi's are position from leader and (how wide the horse was at that position)

No	Horse	Plc	Mar	800 Posi	400 Posi	Time	3rd Qtr	4th Qt
4	BETTING RANGER	1	0.0m	0.0m (0)	0.0m (0)	2:43.60	27.90s	28.60s
1	TENMINUTES	2	3.1m	9.5m (0)	9.4m (0)	2:43.83	27.90s	28.17s
5	REBOUNDER	3	5.8m	18.8m (0)	17.1m (0)	2:44.04	27.80s	27.84s
9	STUDLEIGH MELISE	4	6.1m	14.4m (0)	13.1m (0)	2:44.06	27.82s	28.14s
3	TAPAGANOOSH	5	8.6m	5.2m (0)	5.1m (0)	2:44.25	27.90s	28.89s
6	ALWAYSBMYPONY	6	15.9m	22.1m (1)	12.0m (2)	2:44.79	27.21s	28.95s
10	FIRESTORM RED	7	19.1m	18.0m (1)	7.1m (2)	2:45.03	27.15s	29.53s
2	GRAYSON RED	8	23.8m	13.7m (1)	7.1m (1)	2:45.39	27.45s	29.89s
8	ALTA BILLY	9	27.5m	23.7m (0)	21.7m (0)	2:45.67	27.78s	29.15s
7	BORROWED TIME	10	29.6m	9.1m (1)	13.4m (1)	2:45.82	28.21s	29.88s

Finish Position and metres gained

First Arrow shows distance gain/loss from 2nd Qtr to 3rd Qtr, Second Arrow shows distance gain/loss from 3rd Qtr to Finish
Blue arrow indicates best gain in these quarters.



800

Visual positions in race at 2nd Quarter



400

Visual positions in race at 3rd Quarter



Bathurst Race 4 Distance 1730m

Wednesday, 15 April 2026

Gross Time: 2:03.40 MileRate: 1:54.80 LeadTime: 8.20s First Qtr: 29.00s Second Qtr: 29.80s Third Qtr: 28.10s Fourth Qtr: 28.30s

DATA TABLE: 800 / 400 Posi's are position from leader and (how wide the horse was at that position)

No	Horse	Plc	Mar	800 Posi	400 Posi	Time	3rd Qtr	4th Qt
4	GO WITHOUT	1	0.0m	0.0m (0)	0.0m (0)	2:03.40	28.10s	28.30s
1	COLLECT A DIME	2	6.6m	8.9m (0)	8.6m (0)	2:03.89	28.08s	28.19s
7	BETTOR KEPPEL	3	7.5m	15.3m (1)	15.4m (2)	2:03.96	28.11s	27.78s
9	FOREVER ONTHE PUNT	4	7.8m	13.5m (0)	12.6m (0)	2:03.98	28.04s	28.00s
2	SHE THE DEVIL	5	9.1m	4.3m (0)	4.6m (0)	2:04.08	28.12s	28.66s
5	PLAYA BLANCA	6	13.8m	3.3m (1)	3.1m (1)	2:04.43	28.09s	29.11s
8	NOSAER	7	15.5m	19.9m (1)	18.6m (1)	2:04.55	28.01s	28.15s
10	INDASKY	8	15.9m	11.3m (1)	10.9m (2)	2:04.58	28.07s	28.72s
3	TIME TO TORQUE	9	16.7m	7.3m (1)	7.7m (1)	2:04.64	28.13s	29.00s

Finish Position and metres gained

First Arrow shows distance gain/loss from 2nd Qtr to 3rd Qtr, Second Arrow shows distance gain/loss from 3rd Qtr to Finish
Blue arrow indicates best gain in these quarters.



800

Visual positions in race at 2nd Quarter



400

Visual positions in race at 3rd Quarter



Bathurst Race 5 Distance 1730m

Wednesday, 15 April 2026


Gross Time: 2:01.60 MileRate: 1:53.10 LeadTime: 8.30s First Qtr: 26.60s Second Qtr: 29.00s Third Qtr: 28.70s Fourth Qtr: 29.00s

DATA TABLE: 800 / 400 Posi's are position from leader and (how wide the horse was at that position)

No	Horse	Plc	Mar	800 Posi	400 Posi	Time	3rd Qtr	4th Qt
9	LUX AETERNA	1	0.0m	11.6m (1)	9.2m (2)	2:01.60	28.53s	28.34s
8	SMOOTH BUZZ	2	0.4m	17.8m (1)	13.4m (1)	2:01.63	28.39s	28.07s
7	CASSIUS DECK	3	1.4m	17.4m (0)	17.6m (1)	2:01.71	28.72s	27.85s
6	JORGE STREET	4	6.2m	2.7m (1)	0.0m (1)	2:02.07	28.51s	29.47s
2	HUNTER SHANNON	5	9.3m	0.0m (0)	2.0m (0)	2:02.31	28.84s	29.57s
4	ALLSTARZZZ FRANKIE	6	9.4m	12.9m (0)	14.8m (0)	2:02.32	28.84s	28.66s
10	RIPP	7	11.5m	7.2m (1)	5.6m (1)	2:02.48	28.59s	29.48s
1	IM DESIRABLE	8	13.8m	8.4m (0)	10.9m (0)	2:02.65	28.88s	29.27s
3	SAINT VERAN	9	18.1m	3.9m (0)	5.9m (0)	2:02.98	28.84s	29.96s

Finish Position and metres gained

First Arrow shows distance gain/loss from 2nd Qtr to 3rd Qtr, Second Arrow shows distance gain/loss from 3rd Qtr to Finish Blue arrow indicates best gain in these quarters.



800

Visual positions in race at 2nd Quarter



400

Visual positions in race at 3rd Quarter



Bathurst Race 6 Distance 1730m

Wednesday, 15 April 2026


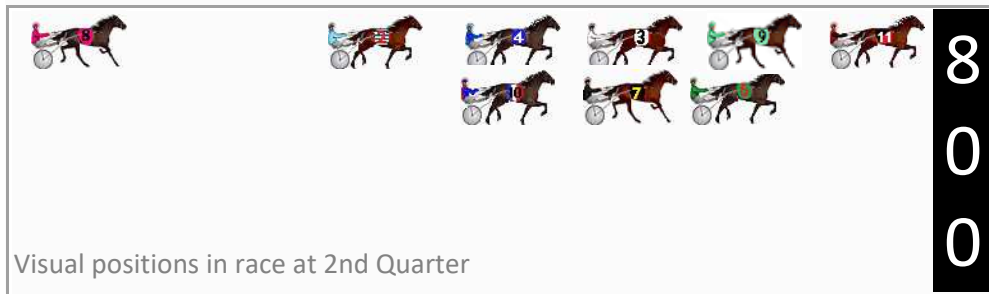
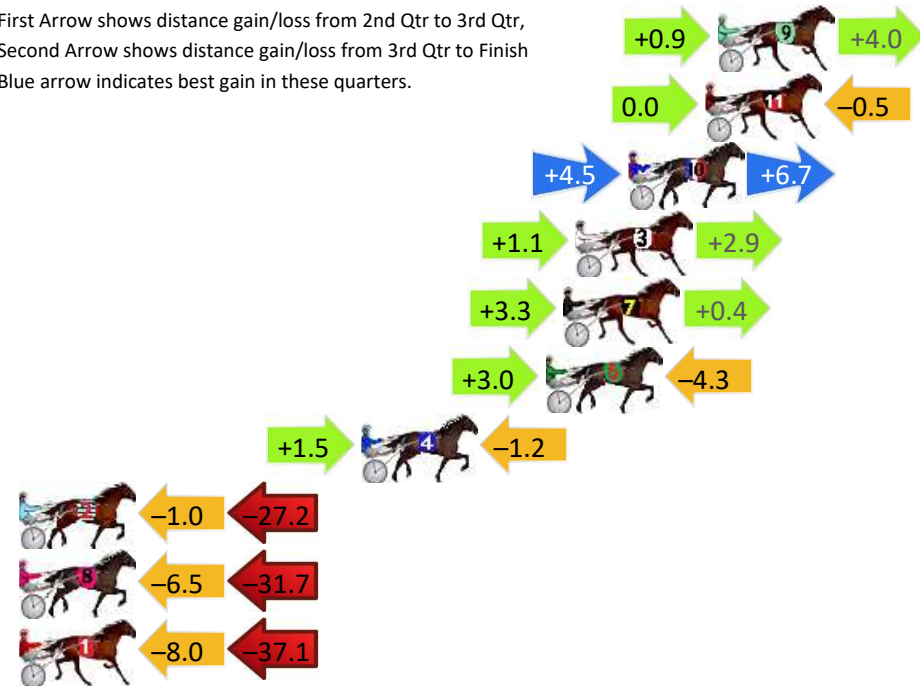
Gross Time: 2:02.70 MileRate: 1:54.10 LeadTime: 8.40s First Qtr: 27.60s Second Qtr: 30.20s Third Qtr: 28.10s Fourth Qtr: 28.40s

DATA TABLE: 800 / 400 Posi's are position from leader and (how wide the horse was at that position)

No	Horse	Plc	Mar	800 Posi	400 Posi	Time	3rd Qtr	4th Qt
9	AURORA MIGHTY ROB	1	0.0m	4.9m (0)	4.0m (0)	2:02.70	28.04s	28.12s
11	BEROCCA BERNIE	2	0.5m	0.0m (0)	0.0m (0)	2:02.74	28.10s	28.44s
10	ENJABONARLO	3	3.6m	14.8m (1)	10.3m (2)	2:02.97	27.79s	27.95s
3	CHEVAL JULIA	4	5.7m	9.7m (0)	8.6m (0)	2:03.13	28.02s	28.23s
7	SAN SEBASTIAN	5	6.2m	9.9m (1)	6.6m (1)	2:03.16	27.87s	28.40s
6	COWBOY CULTURE	6	6.9m	5.6m (1)	2.6m (1)	2:03.21	27.89s	28.73s
4	ROCKNROLL BLING	7	14.3m	14.6m (0)	13.1m (0)	2:03.77	28.00s	28.55s
2	AUGUST STAR	8	48.3m	20.1m (0)	21.1m (0)	2:06.30	28.18s	30.52s
8	SMOOTH BUCKAROO	9	93.8m	55.6m (0)	62.1m (0)	2:09.70	28.58s	31.04s
1	SMOOTH JESSIE	10	109.2m	64.1m (0)	72.1m (0)	2:10.85	28.68s	31.49s

Finish Position and metres gained

First Arrow shows distance gain/loss from 2nd Qtr to 3rd Qtr, Second Arrow shows distance gain/loss from 3rd Qtr to Finish
Blue arrow indicates best gain in these quarters.



Bathurst Race 7 Distance 2260m

Wednesday, 15 April 2026



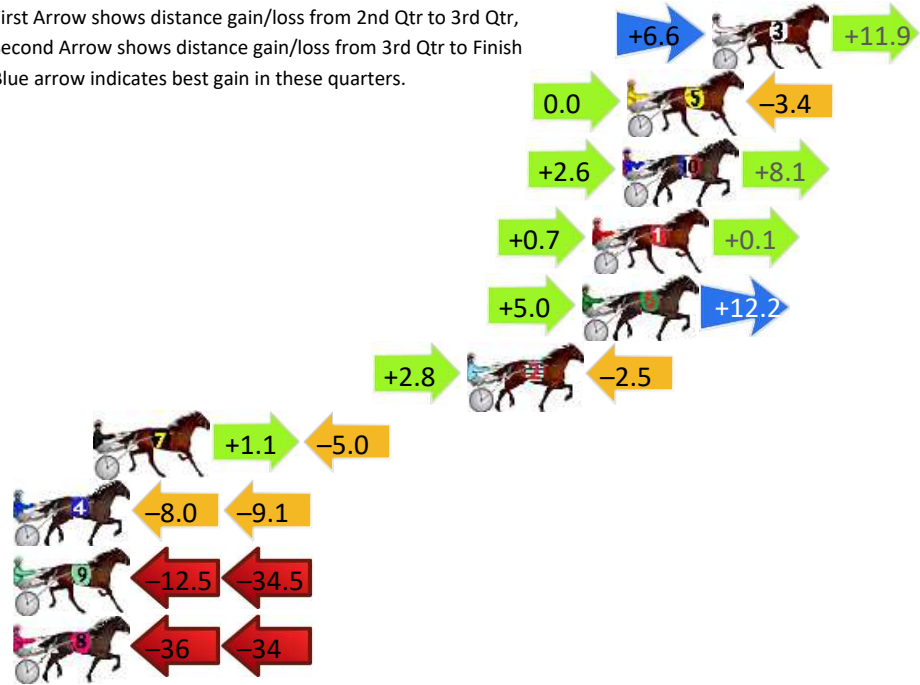
Gross Time: 2:47.00 MileRate: 1:58.90 LeadTime: 47.50s First Qtr: 31.20s Second Qtr: 29.00s Third Qtr: 28.70s Fourth Qtr: 30.60s

DATA TABLE: 800 / 400 Posi's are position from leader and (how wide the horse was at that position)

No	Horse	Plc	Mar	800 Posi	400 Posi	Time	3rd Qtr	4th Qt
3	FURIOUS BART	1	0.0m	18.5m (0)	11.9m (0)	2:47.00	28.26s	29.72s
5	REVEILLE JET	2	3.4m	0.0m (0)	0.0m (0)	2:47.27	28.70s	30.87s
10	RIVERINA FLASH	3	3.6m	14.3m (0)	11.7m (1)	2:47.29	28.54s	30.03s
1	ULTIMATE WAHINI	4	4.8m	5.6m (0)	4.9m (0)	2:47.38	28.66s	30.62s
6	HALL MOST AN ANGEL	5	5.2m	22.4m (0)	17.4m (0)	2:47.42	28.38s	29.74s
2	ULTIMATE EQUUS	6	9.8m	10.1m (0)	7.3m (1)	2:47.78	28.52s	30.84s
7	LUCKY ZARA	7	24.8m	20.9m (1)	19.8m (1)	2:48.99	28.67s	31.13s
4	GIFTED BRIGADE	8	33.8m	16.7m (1)	24.7m (1)	2:49.71	29.33s	31.49s
9	SINISTER	9	59.2m	12.2m (1)	24.7m (0)	2:51.74	29.65s	33.52s
8	MY LATIN LADY	10	96.5m	27.8m (0)	63.2m (0)	2:54.73	31.38s	33.67s

Finish Position and metres gained

First Arrow shows distance gain/loss from 2nd Qtr to 3rd Qtr, Second Arrow shows distance gain/loss from 3rd Qtr to Finish
Blue arrow indicates best gain in these quarters.



Bathurst Race 8 Distance 1730m

Wednesday, 15 April 2026


Gross Time: 2:04.80 MileRate: 1:56.10 LeadTime: 8.20s First Qtr: 28.40s Second Qtr: 29.70s Third Qtr: 29.60s Fourth Qtr: 28.90s

DATA TABLE: 800 / 400 Posi's are position from leader and (how wide the horse was at that position)

No	Horse	Plc	Mar	800 Posi	400 Posi	Time	3rd Qtr	4th Qt
9	TUAPEKA GOLD	1	0.0m	25.4m (1)	0.6m (1)	2:04.80	27.77s	28.86s
10	BORN TO ENTERTAIN	2	16.9m	21.3m (1)	11.3m (2)	2:06.08	28.85s	29.36s
7	THE MYTEE DUCK	3	18.0m	0.0m (0)	0.0m (0)	2:06.17	29.60s	30.27s
5	HARBOUR VIEW	4	26.7m	14.0m (1)	14.3m (1)	2:06.83	29.61s	29.89s
2	LUCKY JESS	5	28.5m	10.2m (1)	9.9m (1)	2:06.96	29.57s	30.34s
1	AUNTY MEL	6	29.8m	13.1m (0)	19.3m (1)	2:07.06	30.04s	29.76s
8	LOVE A STORY	7	33.5m	29.2m (1)	6.3m (2)	2:07.34	27.91s	30.98s
3	COMPLIMENTRY DRINK	8	34.1m	18.5m (0)	20.6m (2)	2:07.39	29.74s	29.99s
6	MAXIMIAN	9	49.7m	4.4m (0)	7.4m (0)	2:08.57	29.82s	32.13s
4	RAIL UP BERT	10	71.6m	9.0m (0)	17.9m (0)	2:10.23	30.24s	33.03s

Finish Position and metres gained

First Arrow shows distance gain/loss from 2nd Qtr to 3rd Qtr, Second Arrow shows distance gain/loss from 3rd Qtr to Finish
Blue arrow indicates best gain in these quarters



800

Visual positions in race at 2nd Quarter



400

Visual positions in race at 3rd Quarter

Bathurst Race 9 Distance 1730m

Wednesday, 15 April 2026


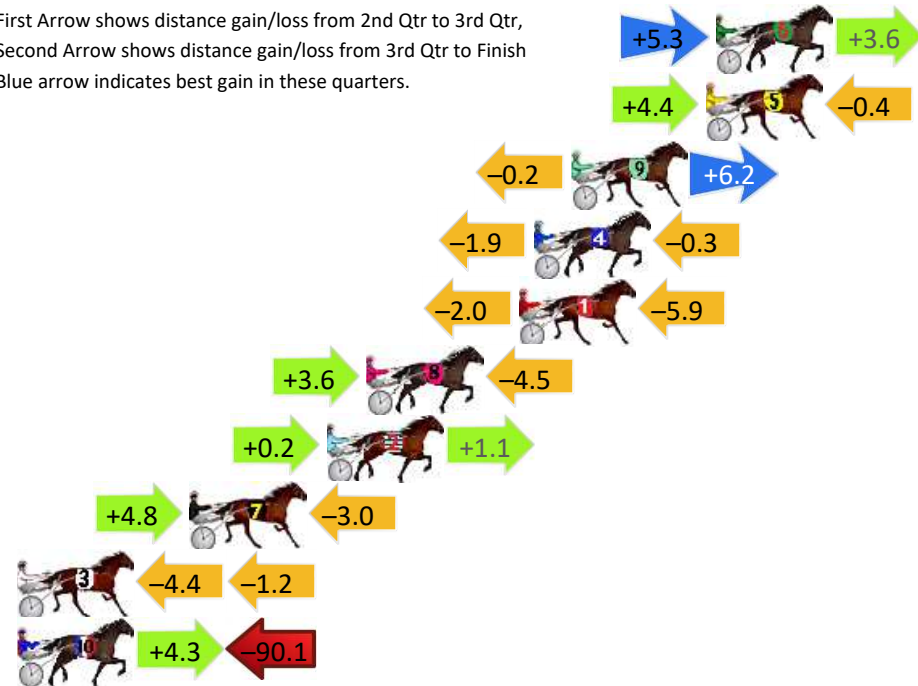
Gross Time: 2:08.70 MileRate: 1:59.80 LeadTime: 8.40s First Qtr: 30.00s Second Qtr: 32.40s Third Qtr: 28.60s Fourth Qtr: 29.30s

DATA TABLE: 800 / 400 Posi's are position from leader and (how wide the horse was at that position)

No	Horse	Plc	Mar	800 Posi	400 Posi	Time	3rd Qtr	4th Qt
6	SATELLITE EXPRESS	1	0.0m	8.9m (1)	3.6m (2)	2:08.70	28.23s	29.04s
5	THE KING OFTHEROAD	2	0.4m	4.4m (1)	0.0m (1)	2:08.73	28.29s	29.33s
9	BRAMANTE	3	5.8m	11.8m (0)	12.0m (0)	2:09.15	28.62s	28.89s
4	ROWLEY MINT	4	7.3m	5.1m (0)	7.0m (0)	2:09.26	28.74s	29.36s
1	REDEMPTION MISS	5	7.9m	0.0m (0)	2.0m (0)	2:09.31	28.74s	29.77s
8	HARVEYS TOOTH	6	14.0m	13.1m (1)	9.5m (1)	2:09.78	28.35s	29.70s
2	A TRUE PHENOMENON	7	15.6m	16.9m (0)	16.7m (0)	2:09.90	28.60s	29.30s
7	HERESHOPINGSHAN NON	8	21.1m	22.9m (1)	18.1m (2)	2:10.32	28.27s	29.62s
3	FOGWATCH	9	32.1m	26.5m (0)	30.9m (0)	2:11.17	28.94s	29.55s
10	JUDAH RED	10	103.7m	17.9m (1)	13.6m (2)	2:16.67	28.31s	36.29s

Finish Position and metres gained

First Arrow shows distance gain/loss from 2nd Qtr to 3rd Qtr, Second Arrow shows distance gain/loss from 3rd Qtr to Finish. Blue arrow indicates best gain in these quarters.



800

Visual positions in race at 2nd Quarter



400

Visual positions in race at 3rd Quarter

