

# Penrith Race 1 Distance 1720m

Thursday, 16 April 2026


Gross Time: 2:02.70 MileRate: 1:54.80 LeadTime: 7.20s First Qtr: 28.50s Second Qtr: 30.30s Third Qtr: 28.50s Fourth Qtr: 28.20s

DATA TABLE: 800 / 400 Posi's are position from leader and (how wide the horse was at that position)

| No | Horse            | Plc | Mar   | 800 Posi  | 400 Posi  | Time    | 3rd Qtr | 4th Qt |
|----|------------------|-----|-------|-----------|-----------|---------|---------|--------|
| 1  | BLACKJACK BART   | 1   | 0.0m  | 4.0m (0)  | 4.6m (0)  | 2:02.70 | 28.54s  | 27.88s |
| 3  | FIRE FOX         | 2   | 1.5m  | 0.0m (0)  | 0.0m (0)  | 2:02.81 | 28.50s  | 28.31s |
| 7  | MAJOR ICON       | 3   | 1.6m  | 7.9m (0)  | 6.3m (2)  | 2:02.82 | 28.38s  | 27.88s |
| 5  | GIVE ME A MINUTE | 4   | 8.0m  | 16.9m (0) | 14.8m (0) | 2:03.29 | 28.34s  | 27.75s |
| 9  | ROCKNROLL GIG    | 5   | 9.0m  | 18.1m (1) | 20.7m (0) | 2:03.37 | 28.68s  | 27.41s |
| 8  | PRINCE OF PEACE  | 6   | 15.2m | 12.7m (0) | 11.6m (1) | 2:03.83 | 28.42s  | 28.51s |
| 4  | MISTER MANAGER   | 7   | 23.5m | 2.8m (1)  | 4.6m (1)  | 2:04.44 | 28.62s  | 29.62s |
| 2  | SHEVCHENKO       | 8   | 39.9m | 13.8m (1) | 21.3m (1) | 2:05.66 | 29.02s  | 29.66s |
| 6  | DUTY OF CARE     | 9   | 45.1m | 9.0m (1)  | 16.5m (1) | 2:06.04 | 29.02s  | 30.38s |


## Finish Position and metres gained

First Arrow shows distance gain/loss from 2nd Qtr to 3rd Qtr, Second Arrow shows distance gain/loss from 3rd Qtr to Finish  
Blue arrow indicates best gain in these quarters.



800

Visual positions in race at 2nd Quarter



400

Visual positions in race at 3rd Quarter

# Penrith Race 2 Distance 1720m

Thursday, 16 April 2026


Gross Time: 2:03.10 MileRate: 1:55.20 LeadTime: 7.10s First Qtr: 29.30s Second Qtr: 28.70s Third Qtr: 28.20s Fourth Qtr: 29.80s

DATA TABLE: 800 / 400 Posi's are position from leader and (how wide the horse was at that position)

| No | Horse                | Plc | Mar   | 800 Posi  | 400 Posi  | Time    | 3rd Qtr | 4th Qt |
|----|----------------------|-----|-------|-----------|-----------|---------|---------|--------|
| 4  | NOTHINGBUTWAVES      | 1   | 0.0m  | 0.6m (1)  | 1.1m (1)  | 2:03.10 | 28.24s  | 29.72s |
| 3  | ROCK ASSET           | 2   | 3.7m  | 4.0m (0)  | 5.0m (0)  | 2:03.39 | 28.28s  | 29.73s |
| 5  | EYEKNOW              | 3   | 4.2m  | 16.3m (0) | 17.8m (0) | 2:03.43 | 28.34s  | 28.85s |
| 1  | TIME TO DANCE        | 4   | 4.7m  | 0.0m (0)  | 0.0m (0)  | 2:03.47 | 28.20s  | 30.17s |
| 2  | OURTREACHEROUS REIGN | 5   | 5.8m  | 5.4m (1)  | 8.9m (1)  | 2:03.55 | 28.46s  | 29.61s |
| 6  | MAC THUNDER          | 6   | 8.7m  | 12.3m (0) | 13.9m (0) | 2:03.78 | 28.34s  | 29.48s |
| 7  | CHARLIES ACE         | 7   | 8.9m  | 7.7m (0)  | 9.4m (0)  | 2:03.79 | 28.34s  | 29.81s |
| 8  | KATES VIRTUE         | 8   | 15.0m | 9.4m (1)  | 11.1m (2) | 2:04.27 | 28.34s  | 30.17s |
| 9  | THE BEST OF YOU      | 9   | 18.2m | 13.4m (1) | 17.2m (2) | 2:04.52 | 28.50s  | 29.98s |

## Finish Position and metres gained

First Arrow shows distance gain/loss from 2nd Qtr to 3rd Qtr, Second Arrow shows distance gain/loss from 3rd Qtr to Finish  
Blue arrow indicates best gain in these quarters.



Visual positions in race at 2nd Quarter



Visual positions in race at 3rd Quarter



# Penrith Race 3 Distance 1720m

Thursday, 16 April 2026


Gross Time: 2:06.80 MileRate: 1:58.60 LeadTime: 7.50s First Qtr: 30.60s Second Qtr: 31.20s Third Qtr: 29.20s Fourth Qtr: 28.30s

DATA TABLE: 800 / 400 Posi's are position from leader and (how wide the horse was at that position)

| No | Horse             | Plc | Mar   | 800 Posi  | 400 Posi  | Time    | 3rd Qtr | 4th Qt |
|----|-------------------|-----|-------|-----------|-----------|---------|---------|--------|
| 2  | MADAZALWAYS       | 1   | 0.0m  | 0.0m (0)  | 0.0m (0)  | 2:06.80 | 29.20s  | 28.30s |
| 10 | ULTIMATE WEAPON   | 2   | 3.6m  | 1.1m (1)  | 1.1m (1)  | 2:07.07 | 29.20s  | 28.49s |
| 7  | CAPTAIN BLOOD     | 3   | 5.5m  | 9.4m (0)  | 8.7m (0)  | 2:07.21 | 29.14s  | 28.09s |
| 1  | PLAY SOUTHERNLAND | 4   | 6.4m  | 5.0m (0)  | 4.5m (0)  | 2:07.28 | 29.16s  | 28.46s |
| 3  | BETTING STAR      | 5   | 6.9m  | 5.8m (1)  | 5.6m (1)  | 2:07.31 | 29.18s  | 28.41s |
| 8  | SEVEN TEE TWO     | 6   | 8.5m  | 10.2m (1) | 5.6m (2)  | 2:07.43 | 28.86s  | 28.53s |
| 9  | SHARK DANCER      | 7   | 9.0m  | 14.3m (1) | 8.4m (3)  | 2:07.47 | 28.76s  | 28.37s |
| 5  | PETES BIG JIM     | 8   | 10.5m | 13.2m (0) | 9.8m (1)  | 2:07.58 | 28.94s  | 28.38s |
| 6  | TIGERLICIOUS      | 9   | 11.5m | 18.5m (1) | 12.9m (2) | 2:07.66 | 28.78s  | 28.24s |

## Finish Position and metres gained

First Arrow shows distance gain/loss from 2nd Qtr to 3rd Qtr, Second Arrow shows distance gain/loss from 3rd Qtr to Finish  
Blue arrow indicates best gain in these quarters.



800

Visual positions in race at 2nd Quarter



400

Visual positions in race at 3rd Quarter



# Penrith Race 4 Distance 1720m


Thursday, 16 April 2026

Gross Time: 2:03.50 MileRate: 1:55.50 LeadTime: 7.30s First Qtr: 28.90s Second Qtr: 30.70s Third Qtr: 28.50s Fourth Qtr: 28.10s

DATA TABLE: 800 / 400 Posi's are position from leader and (how wide the horse was at that position)

| No | Horse             | Plc | Mar   | 800 Posi  | 400 Posi  | Time    | 3rd Qtr | 4th Qt |
|----|-------------------|-----|-------|-----------|-----------|---------|---------|--------|
| 4  | NICELY SPOKEN     | 1   | 0.0m  | 0.0m (0)  | 0.0m (0)  | 2:03.50 | 28.50s  | 28.10s |
| 1  | BOLERO            | 2   | 5.5m  | 5.1m (0)  | 4.6m (0)  | 2:03.91 | 28.46s  | 28.19s |
| 8  | FLO RYDA          | 3   | 7.5m  | 13.0m (0) | 11.4m (0) | 2:04.05 | 28.38s  | 27.85s |
| 3  | WINGMAN LOU       | 4   | 13.2m | 2.3m (1)  | 3.4m (1)  | 2:04.47 | 28.58s  | 28.83s |
| 2  | ADMIRABLE         | 5   | 15.1m | 11.3m (1) | 11.1m (2) | 2:04.62 | 28.48s  | 28.44s |
| 9  | LOCHIEL           | 6   | 16.2m | 22.0m (0) | 15.6m (1) | 2:04.70 | 28.04s  | 28.20s |
| 7  | WHEREISHE         | 7   | 16.2m | 9.0m (0)  | 8.3m (1)  | 2:04.70 | 28.44s  | 28.72s |
| 5  | TIL HEAVENS ROCKN | 8   | 23.8m | 7.1m (1)  | 7.4m (2)  | 2:05.26 | 28.52s  | 29.34s |
| 10 | AMERICAN BOXER    | 9   | 24.4m | 17.5m (0) | 15.9m (2) | 2:05.30 | 28.38s  | 28.78s |
| 6  | DOWN WARD DOG     | 10  | 29.1m | 15.8m (1) | 11.4m (3) | 2:05.65 | 28.18s  | 29.45s |

## Finish Position and metres gained



800

Visual positions in race at 2nd Quarter



400

Visual positions in race at 3rd Quarter



# Penrith Race 5 Distance 1720m

Thursday, 16 April 2026

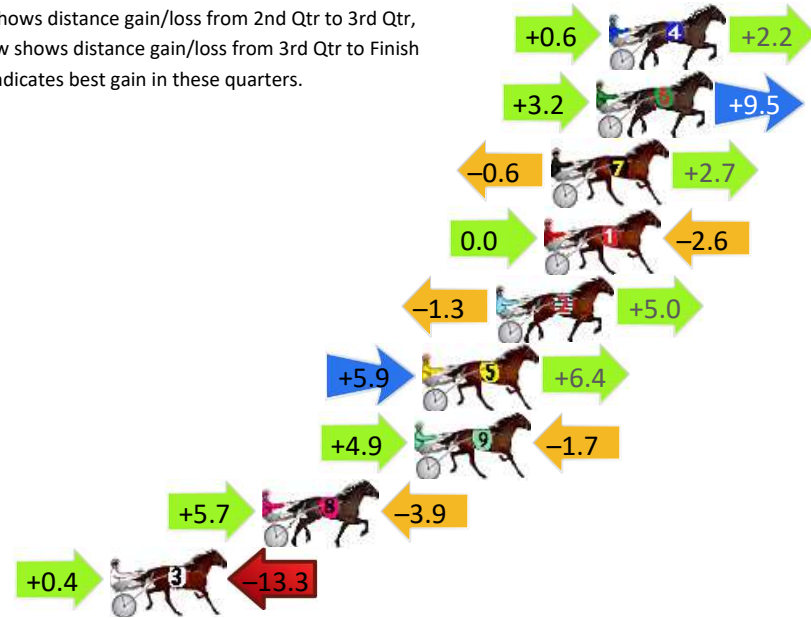
Gross Time: 2:04.10 MileRate: 1:56.10 LeadTime: 7.40s First Qtr: 28.50s Second Qtr: 30.40s Third Qtr: 29.30s Fourth Qtr: 28.50s

DATA TABLE: 800 / 400 Posi's are position from leader and (how wide the horse was at that position)

| NoHorse            | Plc | Mar   | 800 Posi  | 400 Posi  | Time    | 3rd Qtr | 4th Qt |
|--------------------|-----|-------|-----------|-----------|---------|---------|--------|
| 4 LIGHT ME UP      | 1   | 0.0m  | 2.8m (1)  | 2.2m (1)  | 2:04.10 | 29.26s  | 28.34s |
| 6 HARLEEQUIN       | 2   | 0.5m  | 13.2m (0) | 10.0m (2) | 2:04.14 | 29.06s  | 27.82s |
| 7 ITZMINEONTHELINE | 3   | 2.3m  | 4.4m (0)  | 5.0m (0)  | 2:04.27 | 29.34s  | 28.31s |
| 1 PALATINO         | 4   | 2.6m  | 0.0m (0)  | 0.0m (0)  | 2:04.29 | 29.30s  | 28.69s |
| 2 SMOKESCREEN      | 5   | 4.5m  | 8.2m (0)  | 9.5m (0)  | 2:04.44 | 29.38s  | 28.16s |
| 5 MR TEDDY         | 6   | 7.5m  | 19.8m (1) | 13.9m (1) | 2:04.66 | 28.86s  | 28.06s |
| 9 BLACK ONYX       | 7   | 7.8m  | 11.0m (1) | 6.1m (2)  | 2:04.68 | 28.94s  | 28.64s |
| 8 VAN BASTEN       | 8   | 13.9m | 15.7m (1) | 10.0m (3) | 2:05.14 | 28.88s  | 28.82s |
| 3 CAULONIA COURAGE | 9   | 20.0m | 7.1m (1)  | 6.7m (1)  | 2:05.60 | 29.26s  | 29.52s |

## Finish Position and metres gained

First Arrow shows distance gain/loss from 2nd Qtr to 3rd Qtr, Second Arrow shows distance gain/loss from 3rd Qtr to Finish Blue arrow indicates best gain in these quarters.



800

Visual positions in race at 2nd Quarter



400

Visual positions in race at 3rd Quarter



# Penrith Race 6 Distance 1720m

Thursday, 16 April 2026

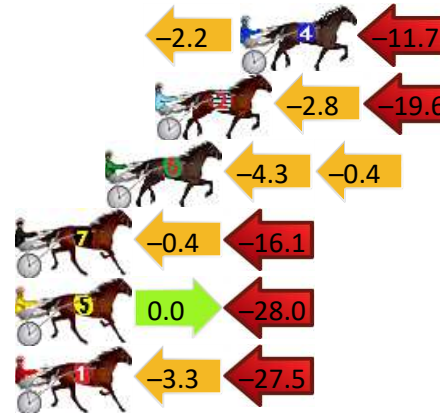

Gross Time: 2:03.80 MileRate: 1:55.80 LeadTime: 7.30s First Qtr: 28.50s Second Qtr: 30.40s Third Qtr: 28.60s Fourth Qtr: 29.00s

DATA TABLE: 800 / 400 Posi's are position from leader and (how wide the horse was at that position)

| NoHorse             | Plc | Mar   | 800 Posi  | 400 Posi  | Time    | 3rd Qtr | 4th Qt |
|---------------------|-----|-------|-----------|-----------|---------|---------|--------|
| 10 DEVIOUS MINDS    | 1   | 0.0m  | 2.8m (1)  | 0.0m (1)  | 2:03.80 | 28.40s  | 29.00s |
| 11 SOHO WASHINGTON  | 2   | 0.4m  | 3.9m (2)  | 1.1m (2)  | 2:03.83 | 28.40s  | 28.95s |
| 4 ROCKY ROAD STAR   | 3   | 19.0m | 5.1m (0)  | 7.3m (0)  | 2:05.25 | 28.76s  | 29.93s |
| 2 TARAS TEMPTATION  | 4   | 22.4m | 0.0m (0)  | 2.8m (0)  | 2:05.50 | 28.80s  | 30.50s |
| 6 CENT FOR PLEASURE | 5   | 24.4m | 19.7m (0) | 24.0m (0) | 2:05.66 | 28.92s  | 29.14s |
| 7 KELLYS COLOURS    | 6   | 30.6m | 14.1m (0) | 14.5m (1) | 2:06.13 | 28.64s  | 30.29s |
| 5 STANNUM           | 7   | 35.3m | 7.3m (1)  | 7.3m (1)  | 2:06.49 | 28.60s  | 31.17s |
| 1 MERRYWOOD LOU     | 8   | 40.4m | 9.6m (0)  | 12.9m (0) | 2:06.87 | 28.84s  | 31.15s |

## Finish Position and metres gained

First Arrow shows distance gain/loss from 2nd Qtr to 3rd Qtr, Second Arrow shows distance gain/loss from 3rd Qtr to Finish Blue arrow indicates best gain in these quarters.



8  
0  
0

Visual positions in race at 2nd Quarter



4  
0  
0

Visual positions in race at 3rd Quarter



# Penrith Race 7 Distance 1720m

Thursday, 16 April 2026


Gross Time: 2:06.90 MileRate: 1:58.70 LeadTime: 7.50s First Qtr: 30.80s Second Qtr: 30.90s Third Qtr: 28.80s Fourth Qtr: 28.90s

DATA TABLE: 800 / 400 Posi's are position from leader and (how wide the horse was at that position)

| No | Horse              | Plc | Mar   | 800 Posi  | 400 Posi  | Time    | 3rd Qtr | 4th Qt |
|----|--------------------|-----|-------|-----------|-----------|---------|---------|--------|
| 4  | PELIGROSO          | 1   | 0.0m  | 5.0m (1)  | 1.1m (2)  | 2:06.90 | 28.52s  | 28.82s |
| 2  | LOOKIN GOOD MARGIE | 2   | 3.1m  | 8.9m (1)  | 5.0m (2)  | 2:07.14 | 28.52s  | 28.78s |
| 5  | DUFFY HOLLOW       | 3   | 8.4m  | 1.1m (1)  | 0.3m (1)  | 2:07.54 | 28.74s  | 29.52s |
| 3  | STELLINA           | 4   | 8.6m  | 17.3m (1) | 11.2m (2) | 2:07.55 | 28.36s  | 28.75s |
| 1  | KING COREY         | 5   | 9.4m  | 0.0m (0)  | 0.0m (0)  | 2:07.61 | 28.80s  | 29.61s |
| 9  | RAINBOW TITAN      | 6   | 12.7m | 8.4m (0)  | 8.4m (0)  | 2:07.86 | 28.80s  | 29.26s |
| 7  | HOT CRUISE CONTROL | 7   | 13.0m | 4.5m (0)  | 4.5m (0)  | 2:07.89 | 28.80s  | 29.57s |
| 10 | DILETTO            | 8   | 13.0m | 12.3m (0) | 11.4m (1) | 2:07.89 | 28.74s  | 29.07s |
| 8  | CROWN MOJO         | 9   | 13.6m | 12.9m (1) | 5.0m (1)  | 2:07.93 | 28.24s  | 29.57s |
| 6  | BETTOR BE LUCKY    | 10  | 19.2m | 16.8m (0) | 17.9m (1) | 2:08.36 | 28.88s  | 29.08s |

## Finish Position and metres gained

First Arrow shows distance gain/loss from 2nd Qtr to 3rd Qtr, Second Arrow shows distance gain/loss from 3rd Qtr to Finish  
Blue arrow indicates best gain in these quarters.



800

Visual positions in race at 2nd Quarter



400

Visual positions in race at 3rd Quarter



# Penrith Race 8 Distance 1720m

Thursday, 16 April 2026




Gross Time: 2:05.40 MileRate: 1:57.30 LeadTime: 7.40s First Qtr: 29.90s Second Qtr: 29.10s Third Qtr: 29.40s Fourth Qtr: 29.60s

DATA TABLE: 800 / 400 Posi's are position from leader and (how wide the horse was at that position)

| No | Horse             | Plc | Mar   | 800 Posi  | 400 Posi  | Time    | 3rd Qtr | 4th Qt |
|----|-------------------|-----|-------|-----------|-----------|---------|---------|--------|
| 9  | DAVOLAS LEGACY    | 1   | 0.0m  | 10.0m (1) | 5.5m (2)  | 2:05.40 | 29.08s  | 29.20s |
| 8  | SWEET SWEET TOOTH | 2   | 2.2m  | 6.1m (1)  | 2.7m (1)  | 2:05.57 | 29.16s  | 29.57s |
| 5  | HONOLULU PRINCESS | 3   | 13.4m | 14.4m (1) | 10.4m (2) | 2:06.44 | 29.12s  | 29.88s |
| 2  | GO TESS GO        | 4   | 14.2m | 8.9m (0)  | 12.0m (1) | 2:06.50 | 29.64s  | 29.82s |
| 4  | NEED FOUR SPEED   | 5   | 23.5m | 27.1m (0) | 16.4m (1) | 2:07.22 | 28.64s  | 30.22s |
| 10 | SHES A TRUE BLING | 6   | 25.7m | 13.0m (0) | 12.6m (0) | 2:07.39 | 29.38s  | 30.67s |
| 7  | MEANT TO BE SLOY  | 7   | 30.9m | 5.0m (0)  | 7.6m (1)  | 2:07.80 | 29.60s  | 31.44s |
| 3  | FORTUNA STRIDE    | 8   | 37.0m | 1.7m (1)  | 0.0m (0)  | 2:08.27 | 29.28s  | 32.47s |
| 6  | GRANGE REASON     | 9   | 59.1m | 22.7m (0) | 34.4m (0) | 2:09.99 | 30.28s  | 31.67s |
| 1  | JANELLE MAY       | 10  | 61.4m | 0.0m (0)  | 4.9m (0)  | 2:10.16 | 29.76s  | 34.00s |

## Finish Position and metres gained

First Arrow shows distance gain/loss from 2nd Qtr to 3rd Qtr, Second Arrow shows distance gain/loss from 3rd Qtr to Finish Blue arrow indicates best gain in these quarters.



# Penrith Race 9 Distance 1720m

Thursday, 16 April 2026



Gross Time: 2:06.90 MileRate: 1:58.70 LeadTime: 7.40s First Qtr: 30.80s Second Qtr: 31.50s Third Qtr: 28.20s Fourth Qtr: 29.00s

DATA TABLE: 800 / 400 Posi's are position from leader and (how wide the horse was at that position)

| No | Horse            | Plc | Mar   | 800 Posi  | 400 Posi  | Time    | 3rd Qtr | 4th Qt |
|----|------------------|-----|-------|-----------|-----------|---------|---------|--------|
| 1  | TIGER EUPHEME    | 1   | 0.0m  | 4.0m (0)  | 3.9m (1)  | 2:06.90 | 28.20s  | 28.72s |
| 9  | HESAA LISTER     | 2   | 1.3m  | 13.7m (0) | 15.2m (0) | 2:07.00 | 28.32s  | 28.02s |
| 3  | HESHARLEY        | 3   | 3.4m  | 0.0m (0)  | 0.0m (0)  | 2:07.16 | 28.20s  | 29.26s |
| 7  | CARIBBEAN RUNA   | 4   | 4.2m  | 8.6m (0)  | 9.6m (0)  | 2:07.22 | 28.28s  | 28.64s |
| 10 | ALLORNOTHINGLEVI | 5   | 5.0m  | 17.7m (0) | 19.1m (0) | 2:07.28 | 28.32s  | 28.02s |
| 5  | HELENS BOY       | 6   | 7.3m  | 17.1m (1) | 21.4m (1) | 2:07.46 | 28.52s  | 28.04s |
| 6  | IMA SHINKANSEN   | 7   | 13.2m | 22.8m (0) | 26.5m (0) | 2:07.90 | 28.48s  | 28.12s |
| 4  | KAY JAY MIKI     | 8   | 14.0m | 9.4m (1)  | 17.5m (1) | 2:07.97 | 28.78s  | 28.83s |
| 8  | BEV THE GOAT     | 9   | 16.5m | 1.2m (1)  | 9.0m (1)  | 2:08.16 | 28.76s  | 29.62s |
| 2  | RIPSTONE SNORTER | 10  | 17.7m | 5.4m (1)  | 13.5m (1) | 2:08.25 | 28.78s  | 29.39s |

## Finish Position and metres gained

First Arrow shows distance gain/loss from 2nd Qtr to 3rd Qtr, Second Arrow shows distance gain/loss from 3rd Qtr to Finish  
Blue arrow indicates best gain in these quarters.



800

Visual positions in race at 2nd Quarter



400

Visual positions in race at 3rd Quarter

