

Tamworth Race 1 Distance 1609m

Thursday, 16 April 2026


Gross Time: 1:57.20 MileRate: 1:57.20 LeadTime: 0.00s First Qtr: 27.60s Second Qtr: 30.40s Third Qtr: 29.40s Fourth Qtr: 29.70s

DATA TABLE: 800 / 400 Posi's are position from leader and (how wide the horse was at that position)

No	Horse	Plc	Mar	800 Posi	400 Posi	Time	3rd Qtr	4th Qt
7	UNIT FORTY ONE	1	0.0m	0.4m (1)	0.0m (1)	1:57.20	29.37s	29.70s
9	LOOKAT MEE	2	3.2m	12.2m (1)	7.0m (2)	1:57.45	29.02s	29.42s
2	THREE PARTS GREY	3	10.8m	8.2m (1)	9.4m (1)	1:58.04	29.49s	29.80s
8	BARRYS BROTHER	4	13.4m	8.2m (0)	14.0m (1)	1:58.24	29.83s	29.66s
4	HEY DUDE	5	15.9m	4.2m (1)	5.4m (1)	1:58.44	29.48s	30.48s
3	ROSES ARE BEST	6	18.1m	20.0m (1)	17.8m (2)	1:58.61	29.24s	29.72s
5	DOUBLE MACH	7	18.6m	16.2m (1)	13.0m (2)	1:58.65	29.16s	30.11s
10	JOHNNY DEE	8	26.4m	12.0m (0)	18.6m (1)	1:59.25	29.88s	30.28s
6	BENJIMAGEE	9	37.5m	0.0m (0)	3.8m (0)	2:00.12	29.67s	32.19s
1	ROCK AROUND	10	41.4m	4.0m (0)	10.4m (0)	2:00.42	29.86s	31.99s

Finish Position and metres gained

First Arrow shows distance gain/loss from 2nd Qtr to 3rd Qtr, Second Arrow shows distance gain/loss from 3rd Qtr to Finish
Blue arrow indicates best gain in these quarters.



800

Visual positions in race at 2nd Quarter



400

Visual positions in race at 3rd Quarter



Tamworth Race 2 Distance 1609m

Thursday, 16 April 2026

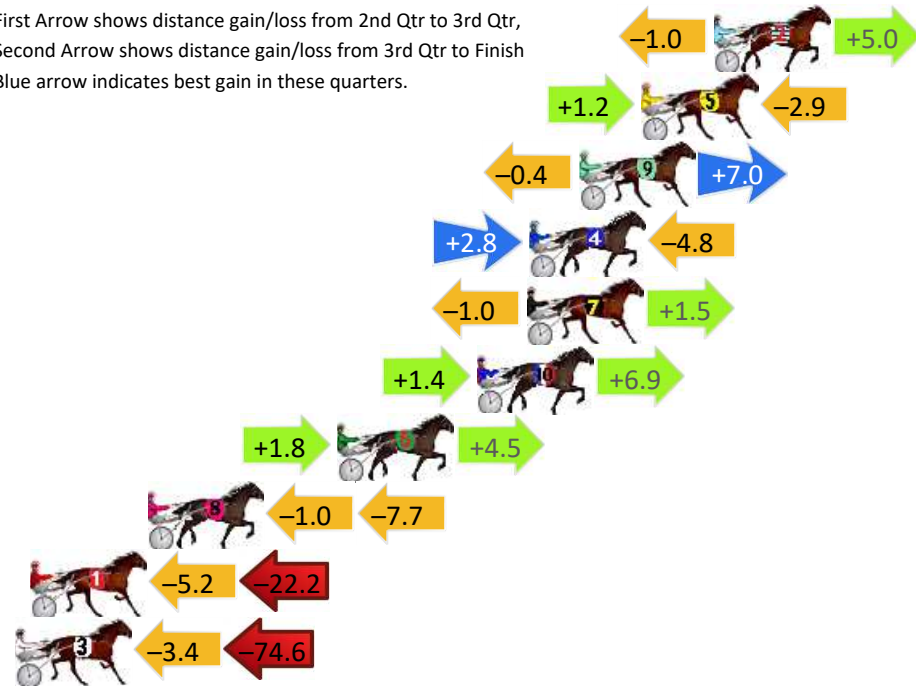
Gross Time: 1:58.10 MileRate: 1:58.10 LeadTime: 0.00s First Qtr: 28.50s Second Qtr: 30.10s Third Qtr: 29.20s Fourth Qtr: 30.30s

DATA TABLE: 800 / 400 Posi's are position from leader and (how wide the horse was at that position)

No	Horse	Plc	Mar	800 Posi	400 Posi	Time	3rd Qtr	4th Qt
2	REIGN MAKER	1	0.0m	4.0m (0)	5.0m (1)	1:58.10	29.28s	29.92s
5	JEREMY LOU	2	2.9m	1.2m (1)	0.0m (0)	1:58.33	29.11s	30.52s
9	RIPPIN GOOD FEELIN	3	5.4m	12.0m (0)	12.4m (0)	1:58.53	29.24s	29.77s
4	GALVARINO	4	7.4m	5.4m (1)	2.6m (2)	1:58.69	28.99s	30.66s
7	TERROR FLYING	5	7.5m	8.0m (0)	9.0m (1)	1:58.69	29.28s	30.19s
10	COUNTRY MAJOR	6	9.5m	17.8m (1)	16.4m (0)	1:58.85	29.11s	29.78s
6	ZACHAROONI	7	15.1m	21.4m (1)	19.6m (2)	1:59.30	29.07s	29.96s
8	ROCKNROLL RAMBO	8	22.7m	14.0m (1)	15.0m (2)	1:59.90	29.26s	30.88s
1	THUNDAMENTAL	9	27.4m	0.0m (0)	5.2m (0)	2:00.27	29.55s	31.97s
3	IM NO GIFT	10	87.6m	9.6m (1)	13.0m (1)	2:05.05	29.35s	35.92s

Finish Position and metres gained

First Arrow shows distance gain/loss from 2nd Qtr to 3rd Qtr, Second Arrow shows distance gain/loss from 3rd Qtr to Finish
Blue arrow indicates best gain in these quarters.



800

Visual positions in race at 2nd Quarter



400

Visual positions in race at 3rd Quarter



Tamworth Race 3 Distance 1609m

Thursday, 16 April 2026

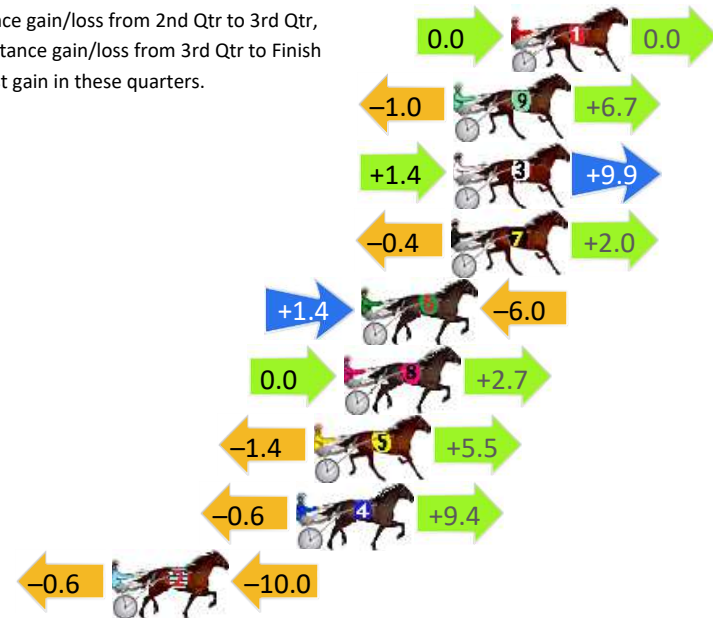
Gross Time: 1:58.50 MileRate: 1:58.50 LeadTime: 0.00s First Qtr: 28.60s Second Qtr: 30.20s Third Qtr: 29.30s Fourth Qtr: 30.50s

DATA TABLE: 800 / 400 Posi's are position from leader and (how wide the horse was at that position)

NoHorse	Plc	Mar	800 Posi	400 Posi	Time	3rd Qtr	4th Qt
1 SPARKLING SUE	1	0.0m	0.0m (0)	0.0m (0)	1:58.50	29.30s	30.50s
9 TASMANS DELIGHT	2	2.3m	8.0m (0)	9.0m (0)	1:58.68	29.38s	29.99s
3 SPOOKY ART	3	2.3m	13.6m (1)	12.2m (1)	1:58.68	29.21s	29.75s
7 WHISKEY ROYALE	4	2.4m	4.0m (0)	4.4m (0)	1:58.69	29.33s	30.35s
6 DOUBLE LINES	5	6.0m	1.4m (1)	0.0m (1)	1:58.98	29.19s	30.95s
8 AGENT CALLAN	6	6.7m	9.4m (1)	9.4m (2)	1:59.03	29.30s	30.30s
5 SWEET VALERIA	7	7.9m	12.0m (0)	13.4m (0)	1:59.13	29.41s	30.08s
4 SEVEN RIPPIN ACES	8	8.6m	17.4m (1)	18.0m (1)	1:59.19	29.36s	29.79s
2 BELLRIVERGIRL	9	16.0m	5.4m (1)	6.0m (1)	1:59.78	29.33s	31.26s

Finish Position and metres gained

First Arrow shows distance gain/loss from 2nd Qtr to 3rd Qtr, Second Arrow shows distance gain/loss from 3rd Qtr to Finish Blue arrow indicates best gain in these quarters.



800

Visual positions in race at 2nd Quarter



400

Visual positions in race at 3rd Quarter



Tamworth Race 4 Distance 1609m


Thursday, 16 April 2026

Gross Time: 1:55.80 MileRate: 1:55.80 LeadTime: 0.00s First Qtr: 28.80s Second Qtr: 30.00s Third Qtr: 28.60s Fourth Qtr: 28.50s

DATA TABLE: 800 / 400 Posi's are position from leader and (how wide the horse was at that position)


NoHorse	Plc	Mar	800 Posi	400 Posi	Time	3rd Qtr	4th Qt
2 ANTETOKOUNMPO	1	0.0m	0.0m (0)	0.0m (0)	1:55.80	28.60s	28.50s
1 EIFFEL FROM HEAVEN	2	6.1m	4.0m (0)	4.2m (0)	1:56.26	28.61s	28.63s
8 THE IRISH EAGLE	3	13.8m	7.4m (1)	3.8m (2)	1:56.83	28.35s	29.21s
7 GOTONEBETTOR	4	18.1m	8.4m (0)	8.2m (0)	1:57.15	28.59s	29.20s
5 TRUTHBETOLD	5	28.9m	13.6m (1)	18.6m (1)	1:57.96	28.96s	29.23s
6 PEPPI GRATZ	6	29.1m	3.4m (1)	6.8m (1)	1:57.98	28.84s	30.08s
4 SUPERIOR ART	7	31.3m	20.0m (0)	23.8m (1)	1:58.14	28.87s	29.03s
9 IM BELIEBER	8	33.2m	18.0m (1)	24.6m (2)	1:58.29	29.07s	29.11s
3 NIGHT NEEDS	9	111.8m	13.4m (0)	21.0m (0)	2:04.17	29.15s	34.93s

Finish Position and metres gained



800

Visual positions in race at 2nd Quarter



400

Visual positions in race at 3rd Quarter



Tamworth Race 5 Distance 1609m

Thursday, 16 April 2026

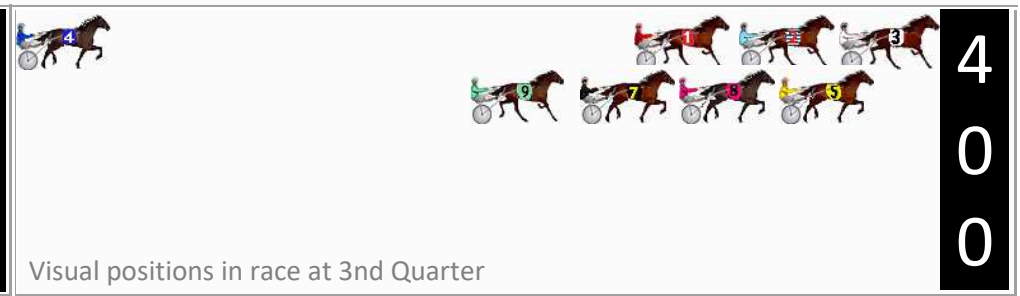

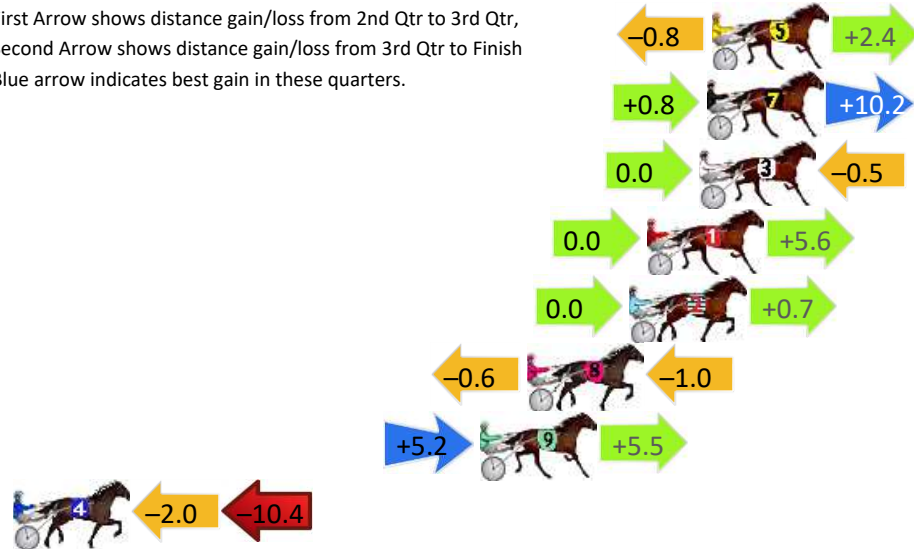
Gross Time: 1:56.10 MileRate: 1:56.10 LeadTime: 0.00s First Qtr: 27.60s Second Qtr: 29.20s Third Qtr: 28.90s Fourth Qtr: 30.30s

DATA TABLE: 800 / 400 Posi's are position from leader and (how wide the horse was at that position)

No	Horse	Plc	Mar	800 Posi	400 Posi	Time	3rd Qtr	4th Qt
5	ANNIE CROCKER	1	0.0m	1.6m (1)	2.4m (1)	1:56.10	28.96s	30.12s
7	TOPSIES BLING	2	0.2m	11.2m (1)	10.4m (1)	1:56.12	28.86s	29.53s
3	MAYWYNS MIGHTY MAC	3	0.5m	0.0m (0)	0.0m (0)	1:56.14	28.90s	30.34s
1	RENROW LAD	4	2.6m	8.2m (0)	8.2m (0)	1:56.31	28.91s	29.88s
2	TIGERMAC	5	3.3m	4.0m (0)	4.0m (0)	1:56.36	28.90s	30.25s
8	CORAL CAYS	6	7.4m	5.8m (1)	6.4m (1)	1:56.69	28.94s	30.38s
9	GENERAL ROCKER	7	9.3m	20.0m (0)	14.8m (1)	1:56.84	28.53s	29.89s
4	LACHIES IDEAL	8	52.4m	40.0m (0)	42.0m (0)	2:00.26	29.03s	31.08s

Finish Position and metres gained

First Arrow shows distance gain/loss from 2nd Qtr to 3rd Qtr, Second Arrow shows distance gain/loss from 3rd Qtr to Finish
Blue arrow indicates best gain in these quarters.



Visual positions in race at 2nd Quarter

Visual positions in race at 3rd Quarter

Tamworth Race 6 Distance 1609m

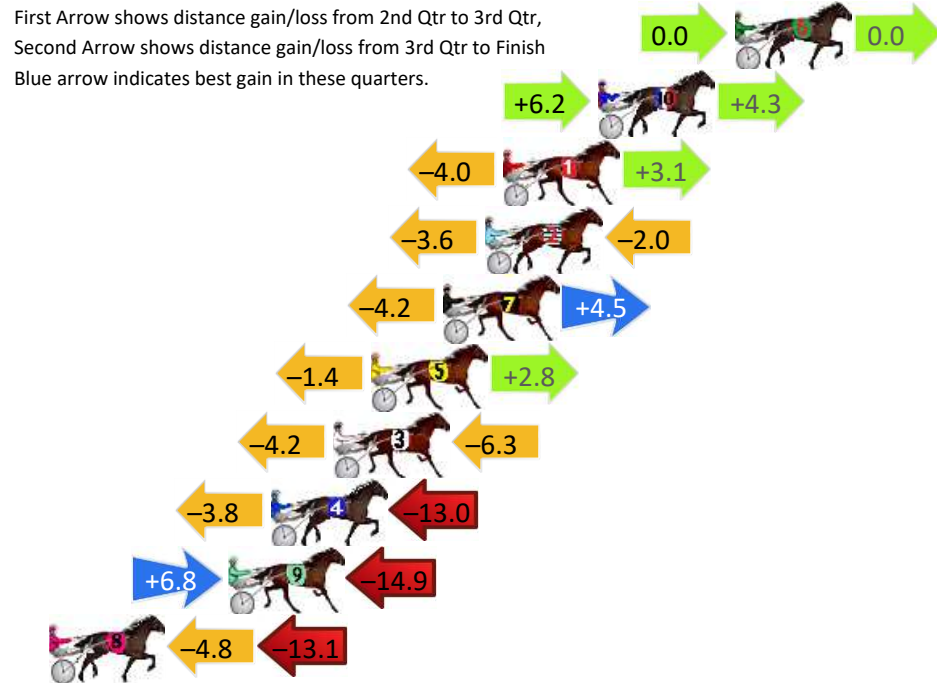
Thursday, 16 April 2026

Gross Time: 1:57.20 MileRate: 1:57.20 LeadTime: 0.00s First Qtr: 28.10s Second Qtr: 30.00s Third Qtr: 28.90s Fourth Qtr: 30.20s

DATA TABLE: 800 / 400 Posi's are position from leader and (how wide the horse was at that position)

No	Horse	Plc	Mar	800 Posi	400 Posi	Time	3rd Qtr	4th Qt
6	PARIS PRINCESS	1	0.0m	0.0m (0)	0.0m (0)	1:57.20	28.90s	30.20s
10	LAURIE DEE	2	5.5m	16.0m (2)	9.8m (2)	1:57.63	28.45s	29.88s
1	KATASTROPHEE	3	9.3m	8.4m (0)	12.4m (0)	1:57.94	29.20s	29.97s
2	THOMAS ROYAL	4	10.0m	4.4m (0)	8.0m (0)	1:57.99	29.16s	30.35s
7	IM LORD TOMMY	5	11.7m	12.0m (0)	16.2m (2)	1:58.13	29.22s	29.86s
5	THREE RIVERS	6	14.6m	16.0m (0)	17.4m (0)	1:58.35	29.01s	29.99s
3	TAFL MOVE	7	16.1m	5.6m (1)	9.8m (1)	1:58.47	29.20s	30.67s
4	BRAVE BONDI	8	18.6m	1.8m (1)	5.6m (1)	1:58.67	29.16s	31.18s
9	OTIS RISING	9	20.3m	12.2m (2)	5.4m (2)	1:58.81	28.38s	31.32s
8	MY ROCK MOVES	10	27.5m	9.6m (1)	14.4m (1)	1:59.37	29.23s	31.18s

Finish Position and metres gained



800

Visual positions in race at 2nd Quarter



400

Visual positions in race at 3rd Quarter



Tamworth Race 7 Distance 1609m

Thursday, 16 April 2026

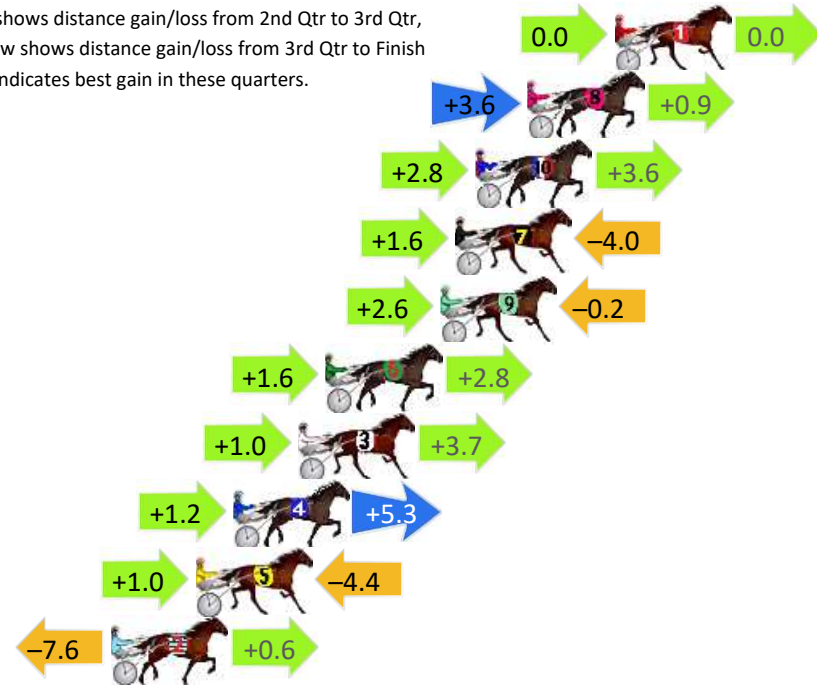
Gross Time: 1:57.10 MileRate: 1:57.10 LeadTime: 0.00s First Qtr: 28.20s Second Qtr: 31.10s Third Qtr: 28.70s Fourth Qtr: 29.10s

DATA TABLE: 800 / 400 Posi's are position from leader and (how wide the horse was at that position)

No	Horse	Plc	Mar	800 Posi	400 Posi	Time	3rd Qtr	4th Qt
1	THE TAX COLLECTOR	1	0.0m	0.0m (0)	0.0m (0)	1:57.10	28.70s	29.10s
8	KEILOR BABY SHARK	2	3.5m	8.0m (0)	4.4m (0)	1:57.37	28.44s	29.03s
10	ESCALERA	3	5.6m	12.0m (0)	9.2m (0)	1:57.53	28.50s	28.84s
7	GROSESTAR	4	6.4m	4.0m (0)	2.4m (1)	1:57.59	28.58s	29.39s
9	NIFTY STUDLEIGH	5	7.0m	9.4m (1)	6.8m (1)	1:57.63	28.51s	29.11s
6	TISBURY ROCKS	6	11.6m	16.0m (0)	14.4m (0)	1:57.99	28.59s	28.90s
3	HE SAID SHE SAID	7	12.7m	17.4m (1)	16.4m (1)	1:58.07	28.63s	28.83s
4	ADRENALINE RUSH	8	15.3m	21.8m (1)	20.6m (0)	1:58.27	28.62s	28.72s
5	DOUGS RULES	9	16.8m	13.4m (1)	12.4m (1)	1:58.38	28.63s	29.42s
2	RAINBOW JET	10	20.2m	13.2m (2)	20.8m (1)	1:58.64	29.25s	29.06s

Finish Position and metres gained

First Arrow shows distance gain/loss from 2nd Qtr to 3rd Qtr, Second Arrow shows distance gain/loss from 3rd Qtr to Finish
Blue arrow indicates best gain in these quarters.



800

Visual positions in race at 2nd Quarter



400

Visual positions in race at 3rd Quarter



Tamworth Race 8 Distance 1980m

Thursday, 16 April 2026


Gross Time: 2:23.40 MileRate: 1:56.60 LeadTime: 25.60s First Qtr: 30.20s Second Qtr: 29.30s Third Qtr: 29.30s Fourth Qtr: 29.00s

DATA TABLE: 800 / 400 Posi's are position from leader and (how wide the horse was at that position)

No	Horse	Plc	Mar	800 Posi	400 Posi	Time	3rd Qtr	4th Qt
1	ASHLEYS BLUE CHIP	1	0.0m	4.0m (0)	4.8m (1)	2:23.40	29.36s	28.65s
8	GROSSO NASO	2	6.6m	10.6m (1)	8.0m (2)	2:23.90	29.11s	28.90s
6	ILLAWONG DANNY	3	7.5m	0.2m (1)	0.0m (1)	2:23.97	29.29s	29.54s
4	LAST TIME JOE	4	16.2m	11.6m (0)	12.2m (0)	2:24.63	29.34s	29.29s
7	AMILLION PROMISES	5	28.3m	7.8m (0)	8.2m (0)	2:25.55	29.34s	30.45s
9	CUT GLASS	6	32.7m	14.6m (1)	13.0m (2)	2:25.89	29.19s	30.42s
2	AWHOLELOTOFPRETTY	7	35.9m	0.0m (0)	0.4m (0)	2:26.13	29.34s	31.56s
3	ALLSOPP	8	41.1m	6.4m (1)	10.2m (1)	2:26.53	29.59s	31.23s

Finish Position and metres gained

First Arrow shows distance gain/loss from 2nd Qtr to 3rd Qtr, Second Arrow shows distance gain/loss from 3rd Qtr to Finish
Blue arrow indicates best gain in these quarters.



800

Visual positions in race at 2nd Quarter



400

Visual positions in race at 3rd Quarter

