

Bathurst Race 1 Distance 1730m

Wednesday, 22 April 2026

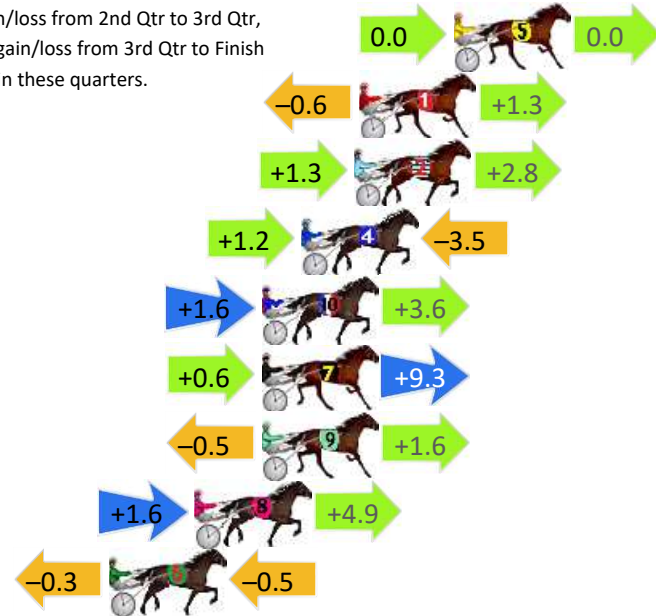
Gross Time: 2:06.50 MileRate: 1:57.70 LeadTime: 8.30s First Qtr: 29.90s Second Qtr: 31.40s Third Qtr: 28.40s Fourth Qtr: 28.50s

DATA TABLE: 800 / 400 Posi's are position from leader and (how wide the horse was at that position)

No	Horse	Plc	Mar	800 Posi	400 Posi	Time	3rd Qtr	4th Qt
5	DUFFY HOLLOW	1	0.0m	0.0m (0)	0.0m (0)	2:06.50	28.40s	28.50s
1	SATELLITE SIMBA	2	3.8m	4.5m (0)	5.1m (0)	2:06.78	28.44s	28.42s
2	SINISTER	3	4.0m	8.1m (1)	6.8m (2)	2:06.80	28.31s	28.32s
4	ALTA DOWNS	4	6.1m	3.8m (1)	2.6m (1)	2:06.96	28.31s	28.78s
10	HALL MOST AN ANGEL	5	7.7m	12.9m (1)	11.3m (2)	2:07.08	28.29s	28.28s
7	RIVERINA FLASH	6	7.7m	17.6m (0)	17.0m (0)	2:07.08	28.36s	27.88s
9	NEVERTOOLATE	6	7.7m	8.8m (0)	9.3m (0)	2:07.08	28.44s	28.42s
8	LUCKY ZARA	8	10.4m	16.9m (1)	15.3m (2)	2:07.28	28.29s	28.20s
6	TULHURST PEBBLES	9	13.8m	13.0m (0)	13.3m (1)	2:07.53	28.42s	28.59s


Finish Position and metres gained

First Arrow shows distance gain/loss from 2nd Qtr to 3rd Qtr, Second Arrow shows distance gain/loss from 3rd Qtr to Finish
Blue arrow indicates best gain in these quarters.



800

Visual positions in race at 2nd Quarter



400

Visual positions in race at 3rd Quarter



Bathurst Race 2 Distance 1730m

Wednesday, 22 April 2026

Gross Time: 2:04.30 MileRate: 1:55.60 LeadTime: 8.20s First Qtr: 29.90s Second Qtr: 29.90s Third Qtr: 27.90s Fourth Qtr: 28.40s

DATA TABLE: 800 / 400 Posi's are position from leader and (how wide the horse was at that position)

NoHorse	Plc	Mar	800 Posi	400 Posi	Time	3rd Qtr	4th Qt
1 BOHEMIAN BRAWLER	1	0.0m	0.0m (0)	0.0m (0)	2:04.30	27.90s	28.40s
2 LAYLA SHANNON	2	5.3m	4.6m (0)	5.2m (0)	2:04.70	27.94s	28.44s
7 HELLO I TEA	3	9.9m	14.1m (0)	13.7m (0)	2:05.04	27.88s	28.18s
9 TASBMIKI	4	10.3m	9.2m (0)	9.7m (0)	2:05.07	27.94s	28.49s
5 THE ROGUE I AM	5	10.7m	20.3m (1)	20.3m (1)	2:05.10	27.91s	27.78s
10 DRIVE TO THE BEACH	6	11.1m	11.4m (1)	11.7m (1)	2:05.13	27.93s	28.41s
3 KING BOBBIE	7	11.6m	6.8m (1)	7.2m (1)	2:05.17	27.93s	28.77s
4 TAKE OUT	8	11.9m	2.2m (1)	2.0m (1)	2:05.19	27.89s	29.15s
6 SHE THE DEVIL	9	13.2m	16.0m (1)	16.3m (1)	2:05.28	27.93s	28.24s
8 DUN SPRUIKIN	10	15.0m	18.5m (0)	17.7m (0)	2:05.42	27.86s	28.28s

Finish Position and metres gained

First Arrow shows distance gain/loss from 2nd Qtr to 3rd Qtr,
Second Arrow shows distance gain/loss from 3rd Qtr to Finish
Blue arrow indicates best gain in these quarters.



800

Visual positions in race at 2nd Quarter



400

Visual positions in race at 3rd Quarter



Bathurst Race 3 Distance 1730m

Wednesday, 22 April 2026


Gross Time: 2:03.40 MileRate: 1:54.80 LeadTime: 8.50s First Qtr: 28.70s Second Qtr: 28.80s Third Qtr: 28.20s Fourth Qtr: 29.20s

DATA TABLE: 800 / 400 Posi's are position from leader and (how wide the horse was at that position)

No	Horse	Plc	Mar	800 Posi	400 Posi	Time	3rd Qtr	4th Qt
7	RED BULL BERNIE	1	0.0m	2.1m (1)	4.5m (0)	2:03.40	28.37s	28.88s
10	TIME TO DANCE	2	4.5m	10.9m (0)	10.1m (0)	2:03.74	28.16s	28.82s
5	MAC THUNDER	3	5.5m	0.0m (0)	0.0m (0)	2:03.82	28.20s	29.62s
1	GIFTED BRIGADE	4	13.1m	16.0m (0)	19.6m (1)	2:04.40	28.48s	28.80s
3	SATELLITE EXPRESS	5	13.8m	7.3m (1)	9.3m (1)	2:04.46	28.35s	29.60s
6	LADY OF HOPE	6	16.6m	20.6m (0)	24.1m (2)	2:04.67	28.48s	28.75s
8	ROCKIN IN PARADISE	7	18.1m	21.5m (1)	24.7m (3)	2:04.79	28.45s	28.83s
9	KRISTA BELLITA	8	22.5m	17.6m (1)	20.5m (3)	2:05.12	28.43s	29.46s
4	BABLING BABLING	9	25.2m	13.0m (1)	18.8m (2)	2:05.33	28.63s	29.79s
2	BETTER BE SWIFT	10	105.1m	6.3m (0)	20.2m (0)	2:11.45	29.20s	35.81s

Finish Position and metres gained

First Arrow shows distance gain/loss from 2nd Qtr to 3rd Qtr, Second Arrow shows distance gain/loss from 3rd Qtr to Finish
Blue arrow indicates best gain in these quarters.



800

Visual positions in race at 2nd Quarter



400

Visual positions in race at 3rd Quarter



Bathurst Race 4 Distance 2260m

Wednesday, 22 April 2026




Gross Time: 2:44.50 MileRate: 1:57.10 LeadTime: 46.90s First Qtr: 30.40s Second Qtr: 29.80s Third Qtr: 28.50s Fourth Qtr: 28.90s

DATA TABLE: 800 / 400 Posi's are position from leader and (how wide the horse was at that position)

No	Horse	Plc	Mar	800 Posi	400 Posi	Time	3rd Qtr	4th Qt
10	CARBAGANOOSH	1	0.0m	12.4m (0)	12.9m (0)	2:44.50	28.54s	27.98s
5	VAMOS	2	2.5m	10.0m (1)	11.5m (2)	2:44.69	28.61s	28.27s
8	BETTOR KEPPEL	3	2.6m	6.1m (1)	7.3m (2)	2:44.70	28.59s	28.58s
3	ASTRAL STRIDE	4	2.7m	0.0m (0)	0.0m (0)	2:44.70	28.50s	29.10s
2	SHAZADELE	5	5.1m	8.2m (0)	9.0m (0)	2:44.89	28.56s	28.65s
1	SLYX	6	6.6m	4.0m (0)	4.5m (0)	2:45.00	28.54s	29.08s
4	MAMMALS GIRL	7	8.6m	16.7m (0)	17.4m (0)	2:45.15	28.56s	28.31s
7	TIME TO TORQUE	8	16.6m	14.3m (1)	15.7m (2)	2:45.76	28.61s	29.04s
6	POPS LEGACY	9	22.1m	1.6m (1)	3.9m (1)	2:46.18	28.67s	30.30s
9	BETTORS HOPE	10	236.9m	137.2m (0)	157.0m (0)	3:02.47	29.98s	35.67s

Finish Position and metres gained

First Arrow shows distance gain/loss from 2nd Qtr to 3rd Qtr, Second Arrow shows distance gain/loss from 3rd Qtr to Finish
Blue arrow indicates best gain in these quarters.



Bathurst Race 5 Distance 1730m

Wednesday, 22 April 2026

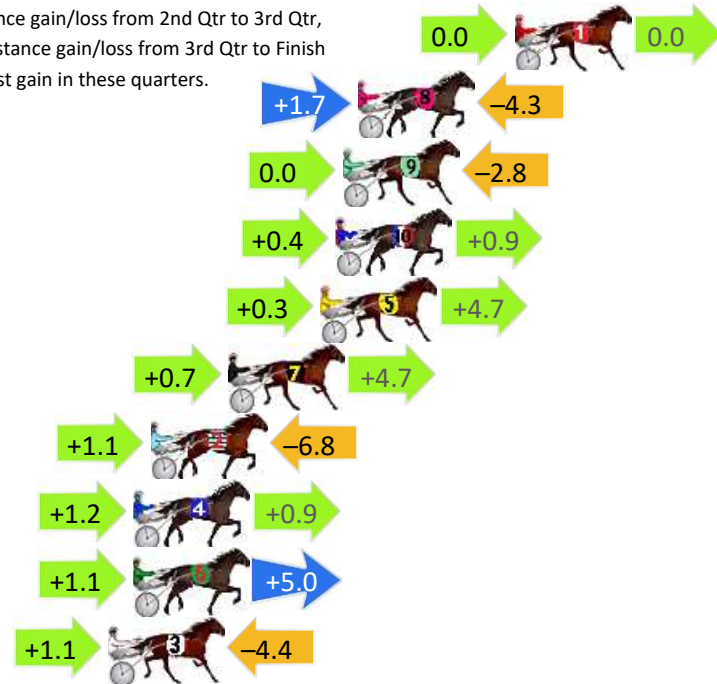
Gross Time: 2:01.80 MileRate: 1:53.30 LeadTime: 8.20s First Qtr: 28.10s Second Qtr: 29.90s Third Qtr: 27.60s Fourth Qtr: 28.00s

DATA TABLE: 800 / 400 Posi's are position from leader and (how wide the horse was at that position)

No	Horse	Plc	Mar	800 Posi	400 Posi	Time	3rd Qtr	4th Qt
1	WHERE'S THE GOLD	1	0.0m	0.0m (0)	0.0m (0)	2:01.80	27.60s	28.00s
8	BETTING RANGER	2	6.3m	3.7m (1)	2.0m (1)	2:02.26	27.49s	28.32s
9	REBOUNDER	3	6.9m	4.1m (0)	4.1m (0)	2:02.31	27.60s	28.23s
10	TENMINUTES	4	7.2m	8.5m (0)	8.1m (0)	2:02.33	27.58s	27.97s
5	ALWAYSBMYPONY	5	7.8m	12.8m (0)	12.5m (0)	2:02.37	27.58s	27.71s
7	GRAYSON RED	6	11.5m	16.9m (0)	16.2m (0)	2:02.65	27.56s	27.73s
2	MCLEAN	7	14.6m	8.9m (1)	7.8m (1)	2:02.87	27.53s	28.53s
4	JUSTA DRAGON	8	15.3m	17.4m (1)	16.2m (2)	2:02.93	27.53s	28.01s
6	FIRESTORM RED	9	15.3m	21.4m (1)	20.3m (2)	2:02.93	27.53s	27.73s
3	STUDLEIGH MELISE	10	16.3m	13.0m (1)	11.9m (1)	2:03.00	27.53s	28.38s

Finish Position and metres gained

First Arrow shows distance gain/loss from 2nd Qtr to 3rd Qtr, Second Arrow shows distance gain/loss from 3rd Qtr to Finish
Blue arrow indicates best gain in these quarters.



800

Visual positions in race at 2nd Quarter



400

Visual positions in race at 3rd Quarter



Bathurst Race 6 Distance 1730m

Wednesday, 22 April 2026

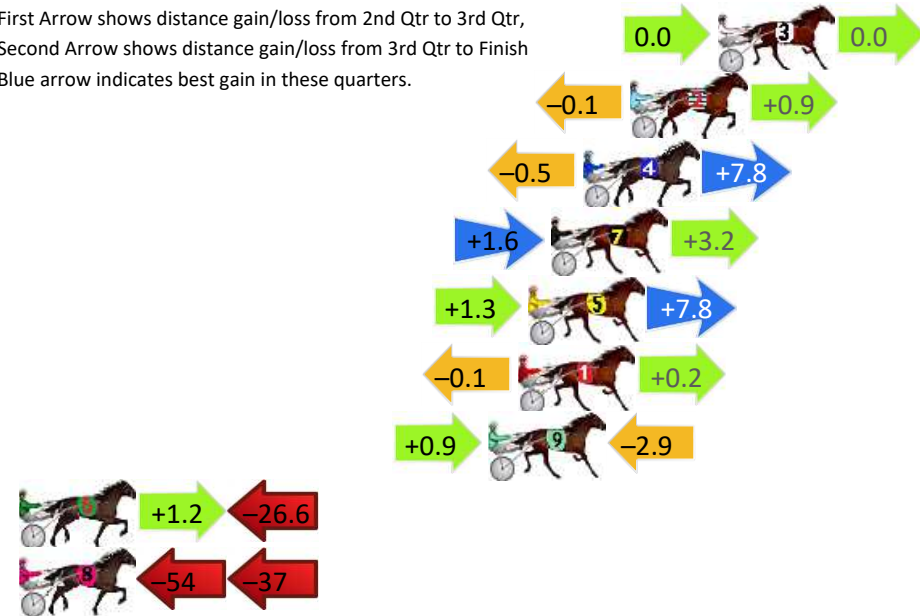
Gross Time: 2:07.50 MileRate: 1:58.60 LeadTime: 8.40s First Qtr: 29.00s Second Qtr: 31.50s Third Qtr: 29.70s Fourth Qtr: 28.90s

DATA TABLE: 800 / 400 Posi's are position from leader and (how wide the horse was at that position)

No	Horse	Plc	Mar	800 Posi	400 Posi	Time	3rd Qtr	4th Qt
3	TENNESSEE KID	1	0.0m	0.0m (0)	0.0m (0)	2:07.50	29.70s	28.90s
2	REDEMPTION MISS	2	3.5m	4.3m (0)	4.4m (0)	2:07.77	29.70s	28.85s
4	ROWLEY MINT	3	5.4m	12.7m (0)	13.2m (0)	2:07.91	29.72s	28.35s
7	STUDLEIGH TITANIUM	4	6.7m	11.5m (1)	9.9m (2)	2:08.01	29.57s	28.69s
5	LLANFAIR ROCKY	5	7.6m	16.7m (1)	15.4m (2)	2:08.08	29.59s	28.36s
1	A TRUE PHENOMENON	6	8.0m	8.1m (0)	8.2m (0)	2:08.11	29.70s	28.91s
9	BOOMER SHANNON	7	9.2m	7.2m (1)	6.3m (1)	2:08.20	29.63s	29.14s
6	BOPPER	8	28.0m	2.6m (1)	1.4m (1)	2:09.62	29.61s	30.92s
8	LITTLE ADELAIDE	9	107.2m	17.9m (0)	71.1m (1)	2:15.63	33.56s	31.85s

Finish Position and metres gained

First Arrow shows distance gain/loss from 2nd Qtr to 3rd Qtr, Second Arrow shows distance gain/loss from 3rd Qtr to Finish
Blue arrow indicates best gain in these quarters.



800

Visual positions in race at 2nd Quarter



400

Visual positions in race at 3rd Quarter



Bathurst Race 7 Distance 1730m

Wednesday, 22 April 2026




Gross Time: 2:06.10 MileRate: 1:57.30 LeadTime: 8.30s First Qtr: 28.70s Second Qtr: 31.40s Third Qtr: 27.80s Fourth Qtr: 29.90s

DATA TABLE: 800 / 400 Posi's are position from leader and (how wide the horse was at that position)

No	Horse	Plc	Mar	800 Posi	400 Posi	Time	3rd Qtr	4th Qt
7	MACHZINE MAHONEY	1	0.0m	21.3m (1)	14.0m (1)	2:06.10	27.33s	28.90s
9	LEXY BELLE	2	2.5m	3.3m (1)	0.0m (1)	2:06.30	27.57s	30.10s
8	NIGHT WITCH	3	7.3m	11.4m (1)	6.7m (1)	2:06.67	27.49s	29.99s
3	HARBOUR VIEW	4	9.4m	8.7m (0)	10.3m (0)	2:06.84	27.94s	29.90s
4	MY SHIRAZ	5	10.3m	0.0m (0)	0.8m (0)	2:06.91	27.86s	30.65s
2	PEBBLY BROOK	6	17.6m	4.6m (0)	5.0m (0)	2:07.48	27.84s	30.92s
10	VALENTINE GIRL	7	18.4m	13.3m (0)	14.8m (0)	2:07.54	27.94s	30.28s
1	COMPLIMENTRY DRINK	8	27.1m	34.7m (0)	28.7m (0)	2:08.22	27.46s	29.96s
6	LUCKY JESS	9	29.0m	18.2m (0)	20.1m (1)	2:08.37	27.98s	30.73s
5	SURPRISE ARRIVAL	10	34.3m	30.0m (1)	33.2m (0)	2:08.79	28.11s	30.21s

Finish Position and metres gained

First Arrow shows distance gain/loss from 2nd Qtr to 3rd Qtr, Second Arrow shows distance gain/loss from 3rd Qtr to Finish
Blue arrow indicates best gain in these quarters.



Bathurst Race 8 Distance 1730m

Wednesday, 22 April 2026

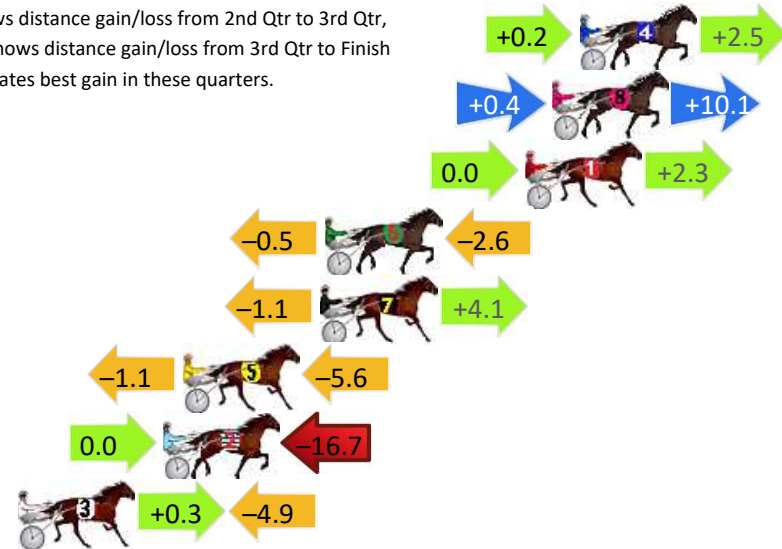
Gross Time: 2:06.50 MileRate: 1:57.70 LeadTime: 8.10s First Qtr: 29.70s Second Qtr: 31.10s Third Qtr: 28.80s Fourth Qtr: 28.80s

DATA TABLE: 800 / 400 Posi's are position from leader and (how wide the horse was at that position)

No	Horse	Plc	Mar	800 Posi	400 Posi	Time	3rd Qtr	4th Qt
4	BORDENTOWN	1	0.0m	2.7m (1)	2.5m (1)	2:06.50	28.79s	28.62s
8	WALLABY WAY	2	1.1m	11.6m (1)	11.2m (2)	2:06.58	28.77s	28.08s
1	AUNTY MEL	3	2.2m	4.5m (0)	4.5m (0)	2:06.67	28.80s	28.65s
6	STARBASE	4	10.2m	7.1m (1)	7.6m (1)	2:07.27	28.83s	29.03s
7	WICKEDLY SMOOTH	5	10.4m	13.4m (0)	14.5m (0)	2:07.29	28.88s	28.55s
5	RAIL UP BERT	6	15.9m	9.2m (0)	10.3m (0)	2:07.70	28.88s	29.26s
2	HIGHWAY HENRY	7	16.7m	0.0m (0)	0.0m (0)	2:07.76	28.80s	30.06s
3	OUR LOU	8	22.5m	17.9m (0)	17.6m (1)	2:08.20	28.78s	29.24s

Finish Position and metres gained

First Arrow shows distance gain/loss from 2nd Qtr to 3rd Qtr, Second Arrow shows distance gain/loss from 3rd Qtr to Finish
Blue arrow indicates best gain in these quarters.



8
0
0

Visual positions in race at 2nd Quarter



4
0
0

Visual positions in race at 3rd Quarter



Bathurst Race 9 Distance 1730m

Wednesday, 22 April 2026

Gross Time: 2:06.00 MileRate: 1:57.20 LeadTime: 8.00s First Qtr: 29.10s Second Qtr: 31.60s Third Qtr: 28.60s Fourth Qtr: 28.70s

DATA TABLE: 800 / 400 Posi's are position from leader and (how wide the horse was at that position)

No	Horse	Plc	Mar	800 Posi	400 Posi	Time	3rd Qtr	4th Qt
3	RIVIERE	1	0.0m	0.0m (0)	0.0m (0)	2:06.00	28.60s	28.70s
4	MAJOR JEWEL	2	1.4m	1.0m (1)	0.9m (1)	2:06.11	28.59s	28.75s
2	LIVE VANCE	3	2.7m	4.5m (0)	4.5m (0)	2:06.20	28.60s	28.58s
10	MOVES LIKE MIKI	4	8.8m	15.6m (1)	13.8m (1)	2:06.66	28.47s	28.38s
6	ROCKY LEIGH	5	9.2m	10.0m (1)	9.6m (1)	2:06.69	28.57s	28.71s
9	REVEILLE JET	6	9.9m	20.1m (1)	18.0m (2)	2:06.75	28.45s	28.17s
5	SHAUN SHANNON	7	11.2m	5.5m (1)	5.3m (2)	2:06.84	28.59s	29.16s
8	ULTIMATE WAHINI	8	16.4m	23.1m (0)	19.4m (1)	2:07.24	28.34s	28.56s
7	PLEASANT HEIGHTS	9	20.1m	24.9m (1)	23.0m (2)	2:07.51	28.47s	28.57s
1	BEYONDREASON	10	36.6m	9.0m (0)	17.4m (0)	2:08.76	29.20s	30.22s

Finish Position and metres gained

First Arrow shows distance gain/loss from 2nd Qtr to 3rd Qtr, Second Arrow shows distance gain/loss from 3rd Qtr to Finish
Blue arrow indicates best gain in these quarters.

