

# Penrith Race 1 Distance 2125m

Monday, 25 May 2026

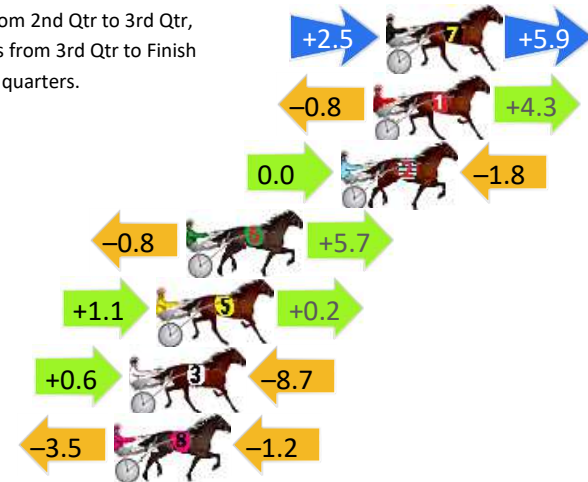
Gross Time: 2:41.10 MileRate: 2:02.00 LeadTime: 38.15s First Qtr: 31.95s Second Qtr: 31.00s Third Qtr: 29.90s Fourth Qtr: 30.10s

DATA TABLE: 800 / 400 Posi's are position from leader and (how wide the horse was at that position)

No	Horse	Plc	Mar	800 Posi	400 Posi	Time	3rd Qtr	4th Qt
7	LAST CLANSMAN	1	0.0m	8.4m (0)	5.9m (1)	2:41.10	29.72s	29.66s
1	LONELY ROAD	2	0.5m	4.0m (0)	4.8m (0)	2:41.14	29.96s	29.78s
2	WHAT THE TOOTH	3	1.8m	0.0m (0)	0.0m (0)	2:41.24	29.90s	30.24s
6	FRANKYTHEFRENCHMAN	4	8.0m	12.9m (0)	13.7m (2)	2:41.73	29.96s	29.71s
5	EWING	5	9.2m	10.5m (1)	9.4m (2)	2:41.83	29.82s	30.13s
3	PRINCESS DU FER	6	10.3m	2.2m (1)	1.6m (1)	2:41.91	29.86s	30.79s
8	AFFAIRE DE COVER	7	10.9m	6.2m (1)	9.7m (1)	2:41.96	30.16s	30.24s

## Finish Position and metres gained

First Arrow shows distance gain/loss from 2nd Qtr to 3rd Qtr, Second Arrow shows distance gain/loss from 3rd Qtr to Finish  
Blue arrow indicates best gain in these quarters.



800

Visual positions in race at 2nd Quarter



400

Visual positions in race at 3rd Quarter



# Penrith Race 2 Distance 1720m

Monday, 25 May 2026


Gross Time: 2:07.40 MileRate: 1:59.20 LeadTime: 7.50s First Qtr: 29.90s Second Qtr: 30.20s Third Qtr: 29.90s Fourth Qtr: 29.90s

DATA TABLE: 800 / 400 Posi's are position from leader and (how wide the horse was at that position)

No	Horse	Plc	Mar	800 Posi	400 Posi	Time	3rd Qtr	4th Qt
4	PARALLEL	1	0.0m	0.0m (0)	0.0m (0)	2:07.40	29.90s	29.90s
2	BENTLY BULLET	2	0.2m	4.3m (0)	5.4m (0)	2:07.42	29.98s	29.52s
7	ROCKETON	3	8.0m	14.0m (0)	14.5m (1)	2:08.03	29.94s	29.45s
6	BO DUKE	4	14.4m	15.6m (1)	10.5m (1)	2:08.53	29.52s	30.25s
1	OLLIE ONE SHOT	5	30.2m	8.6m (0)	10.2m (0)	2:09.77	30.02s	31.51s
3	PETES ONA MISSION	6	37.3m	18.3m (0)	19.4m (0)	2:10.32	29.98s	31.38s
5	ROGERVALERIO LOMBO	7	38.8m	8.6m (1)	5.9m (1)	2:10.44	29.70s	32.50s
8	HALLOWEEN	8	76.8m	21.3m (1)	24.8m (1)	2:13.42	30.16s	34.08s

## Finish Position and metres gained

First Arrow shows distance gain/loss from 2nd Qtr to 3rd Qtr, Second Arrow shows distance gain/loss from 3rd Qtr to Finish  
Blue arrow indicates best gain in these quarters.



8  
0  
0

Visual positions in race at 2nd Quarter



4  
0  
0

Visual positions in race at 3rd Quarter

# Penrith Race 3 Distance 1720m


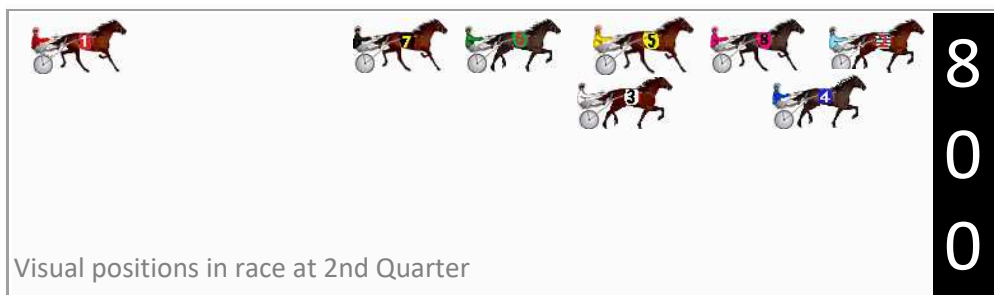

Monday, 25 May 2026

Gross Time: 2:04.90 MileRate: 1:56.80 LeadTime: 7.30s First Qtr: 30.00s Second Qtr: 29.50s Third Qtr: 28.70s Fourth Qtr: 29.40s

DATA TABLE: 800 / 400 Posi's are position from leader and (how wide the horse was at that position)

NoHorse	Plc	Mar	800 Posi	400 Posi	Time	3rd Qtr	4th Qt
8 CENT FOR PLEASURE	1	0.0m	4.8m (0)	5.5m (0)	2:04.90	28.76s	29.00s
4 SUNLIGHT STRIDE	2	8.9m	2.3m (1)	0.0m (1)	2:05.59	28.54s	30.09s
5 WAT ON EARTH	3	11.3m	9.5m (0)	7.2m (1)	2:05.77	28.54s	29.75s
2 SOHO TIGER LILY	4	14.3m	0.0m (0)	0.0m (0)	2:06.00	28.70s	30.50s
6 STAY LUCKY	5	17.3m	14.6m (0)	10.8m (0)	2:06.23	28.44s	29.95s
1 TARAS TEMPTATION	6	43.8m	43.7m (0)	37.1m (0)	2:08.28	28.26s	30.10s
3 DARK MIRACLE	7	54.2m	10.1m (1)	24.4m (0)	2:09.08	29.74s	31.82s
7 DOUBLE NEEDS	8	113.8m	19.1m (0)	32.7m (0)	2:13.67	29.70s	35.81s

## Finish Position and metres gained



# Penrith Race 4 Distance 1720m


Monday, 25 May 2026

Gross Time: 2:06.30 MileRate: 1:58.20 LeadTime: 7.40s First Qtr: 30.10s Second Qtr: 30.60s Third Qtr: 29.10s Fourth Qtr: 29.10s

DATA TABLE: 800 / 400 Posi's are position from leader and (how wide the horse was at that position)

No	Horse	Plc	Mar	800 Posi	400 Posi	Time	3rd Qtr	4th Qt
3	SEABOW	1	0.0m	0.0m (0)	0.0m (0)	2:06.30	29.10s	29.10s
4	PAPA JOE	2	12.4m	16.3m (1)	13.8m (2)	2:07.25	28.92s	29.05s
9	JACQUELYN JOY	3	14.4m	6.9m (1)	7.8m (2)	2:07.40	29.16s	29.64s
5	TENNESSEE KID	4	14.7m	21.3m (0)	22.1m (0)	2:07.42	29.16s	28.62s
8	GET US A TINNY	5	16.0m	22.1m (1)	18.3m (2)	2:07.52	28.82s	29.00s
10	DESIGNA LABEL	6	20.6m	2.5m (1)	4.4m (1)	2:07.87	29.24s	30.35s
7	FOR THREE REASONS	7	21.1m	15.2m (0)	16.0m (0)	2:07.91	29.16s	29.55s
1	TORA	8	21.2m	10.2m (0)	11.1m (0)	2:07.92	29.16s	29.92s
2	SMALL INCOME	9	34.1m	4.7m (0)	5.5m (0)	2:08.90	29.16s	31.30s
6	JANELLE MAY	10	60.2m	11.9m (1)	15.5m (1)	2:10.90	29.36s	32.58s

## Finish Position and metres gained



800

Visual positions in race at 2nd Quarter



400

Visual positions in race at 3rd Quarter



# Penrith Race 5 Distance 1720m


Monday, 25 May 2026

Gross Time: 2:04.20 MileRate: 1:56.20 LeadTime: 7.30s First Qtr: 28.80s Second Qtr: 29.00s Third Qtr: 29.40s Fourth Qtr: 29.70s

DATA TABLE: 800 / 400 Posi's are position from leader and (how wide the horse was at that position)


No	Horse	Plc	Mar	800 Posi	400 Posi	Time	3rd Qtr	4th Qt
2	HONOLULU PRINCESS	1	0.0m	10.0m (1)	6.5m (2)	2:04.20	29.16s	29.22s
8	GREY CADILLAC	2	9.6m	0.0m (0)	0.0m (0)	2:04.95	29.40s	30.45s
5	SPARKLA	3	11.0m	13.9m (1)	10.9m (2)	2:05.06	29.20s	29.76s
4	RAINBOW TITAN	4	12.2m	4.4m (0)	4.4m (0)	2:05.15	29.40s	30.33s
3	DANCING WITH MY EX	5	15.4m	6.1m (1)	3.3m (1)	2:05.40	29.20s	30.66s
6	KING COREY	6	18.4m	14.2m (0)	14.7m (1)	2:05.63	29.46s	30.05s
1	CONOR MCGREGOR	7	111.1m	10.0m (0)	16.3m (0)	2:12.85	29.88s	37.15s

## Finish Position and metres gained



800

Visual positions in race at 2nd Quarter



400

Visual positions in race at 3rd Quarter

# Penrith Race 6 Distance 2125m

Monday, 25 May 2026



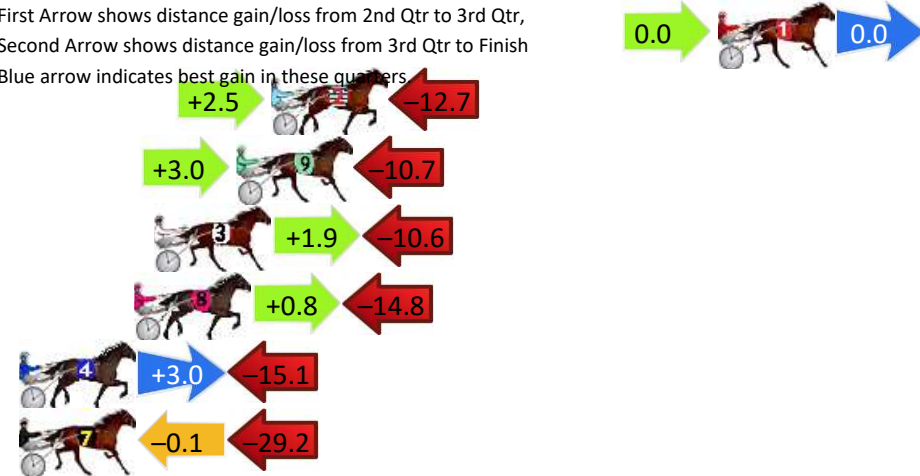
Gross Time: 2:38.00 MileRate: 1:59.70 LeadTime: 38.90s First Qtr: 31.70s Second Qtr: 31.20s Third Qtr: 28.40s Fourth Qtr: 27.80s

DATA TABLE: 800 / 400 Posi's are position from leader and (how wide the horse was at that position)

No	Horse	Plc	Mar	800 Posi	400 Posi	Time	3rd Qtr	4th Qt
1	ALWAYSBGOOD	1	0.0m	0.0m (0)	0.0m (0)	2:38.00	28.40s	27.80s
2	DISCERNMENT	2	17.9m	7.7m (1)	5.2m (1)	2:39.31	28.22s	28.75s
9	TIME TO DANCE	3	19.3m	11.6m (1)	8.6m (2)	2:39.41	28.18s	28.61s
3	RUMOUR STRIDE	4	22.6m	13.9m (0)	12.0m (0)	2:39.65	28.26s	28.61s
8	COULDNT CATCH HIM	5	23.4m	9.4m (0)	8.6m (0)	2:39.71	28.34s	28.91s
4	WATCH AFRICANDANCE	6	28.3m	16.2m (1)	13.2m (1)	2:40.07	28.18s	28.95s
7	BETWEEN DECKS	7	33.8m	4.5m (0)	4.6m (0)	2:40.47	28.40s	29.95s

## Finish Position and metres gained

First Arrow shows distance gain/loss from 2nd Qtr to 3rd Qtr, Second Arrow shows distance gain/loss from 3rd Qtr to Finish  
Blue arrow indicates best gain in these quarters



# Penrith Race 7 Distance 1720m

Monday, 25 May 2026

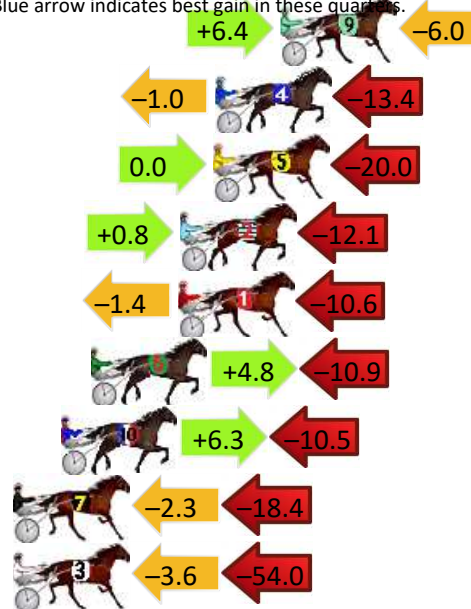
Gross Time: 2:04.10 MileRate: 1:56.10 LeadTime: 7.20s First Qtr: 28.10s Second Qtr: 29.10s Third Qtr: 29.30s Fourth Qtr: 30.40s

DATA TABLE: 800 / 400 Posi's are position from leader and (how wide the horse was at that position)

No	Horse	Plc	Mar	800 Posi	400 Posi	Time	3rd Qtr	4th Qt
8	ULTIMATE EMPIRE	1	0.0m	13.8m (1)	2.2m (1)	2:04.10	28.46s	30.24s
9	FLO RYDA	2	17.3m	17.7m (1)	11.3m (3)	2:05.48	28.86s	30.94s
4	IDEAL REDEMPTION	3	19.9m	5.5m (1)	6.5m (1)	2:05.68	29.38s	31.50s
5	THERES WALLY	4	20.0m	0.0m (0)	0.0m (0)	2:05.69	29.30s	31.99s
2	LOCHIEL	5	21.3m	10.0m (1)	9.2m (2)	2:05.79	29.26s	31.41s
1	SHEVCHENKO	6	21.4m	9.4m (0)	10.8m (1)	2:05.80	29.42s	31.30s
6	ZEN MASTER	7	24.9m	18.8m (0)	14.0m (2)	2:06.08	28.98s	31.34s
10	NOTHINGBUTWAVES	8	26.1m	21.9m (1)	15.6m (3)	2:06.18	28.88s	31.32s
7	CHARLIES ACE	9	35.1m	14.4m (0)	16.7m (1)	2:06.89	29.50s	31.95s
3	PETES BIG JIM	10	62.6m	5.0m (0)	8.6m (0)	2:09.08	29.58s	34.74s

## Finish Position and metres gained

First Arrow shows distance gain/loss from 2nd Qtr to 3rd Qtr, Second Arrow shows distance gain/loss from 3rd Qtr to Finish  
Blue arrow indicates best gain in these quarters.



8  
0  
0

Visual positions in race at 2nd Quarter



4  
0  
0

Visual positions in race at 3rd Quarter



# Penrith Race 8 Distance 1720m

Monday, 25 May 2026

Gross Time: 2:07.10 MileRate: 1:58.90 LeadTime: 7.50s First Qtr: 30.90s Second Qtr: 31.30s Third Qtr: 29.00s Fourth Qtr: 28.40s

DATA TABLE: 800 / 400 Posi's are position from leader and (how wide the horse was at that position)

No	Horse	Plc	Mar	800 Posi	400 Posi	Time	3rd Qtr	4th Qt
3	CLEAR LEFT	1	0.0m	0.6m (1)	0.0m (1)	2:07.10	28.96s	28.40s
2	PRINCE OF PEACE	2	0.4m	0.0m (0)	0.0m (0)	2:07.13	29.00s	28.43s
8	ADMIRABLE	3	4.4m	8.9m (1)	9.0m (1)	2:07.43	29.00s	28.09s
5	SLYX	4	4.8m	13.3m (1)	13.2m (1)	2:07.46	28.98s	27.82s
1	ARGENT PEAK	5	5.4m	4.2m (0)	3.9m (0)	2:07.50	28.98s	28.52s
9	SHARK DANCER	6	7.4m	4.4m (1)	4.8m (1)	2:07.65	29.02s	28.61s
6	SMOKESCREEN	7	8.6m	17.8m (1)	18.0m (1)	2:07.74	29.00s	27.76s
4	MERRYWOOD TONY	8	9.3m	8.6m (0)	8.4m (0)	2:07.79	28.98s	28.49s
10	ROCKNROLL GIG	9	9.9m	13.9m (0)	14.0m (0)	2:07.84	29.00s	28.14s

## Finish Position and metres gained

First Arrow shows distance gain/loss from 2nd Qtr to 3rd Qtr, Second Arrow shows distance gain/loss from 3rd Qtr to Finish Blue arrow indicates best gain in these quarters.



800

Visual positions in race at 2nd Quarter



400

Visual positions in race at 3rd Quarter

