

Dubbo Race 1 Distance 1720m

Friday, 12 June 2026


Gross Time: 2:07.10 MileRate: 1:58.90 LeadTime: 7.70s First Qtr: 29.00s Second Qtr: 31.70s Third Qtr: 29.70s Fourth Qtr: 29.00s

DATA TABLE: 800 / 400 Posi's are position from leader and (how wide the horse was at that position)

No	Horse	Plc	Mar	800 Posi	400 Posi	Time	3rd Qtr	4th Qt
8	WATCH ME RAIDER	1	0.0m	3.3m (1)	1.5m (1)	2:07.10	29.57s	28.89s
2	CAM I AM	2	6.9m	8.4m (1)	6.5m (1)	2:07.63	29.55s	29.06s
3	YESNOLETSGO	3	8.1m	4.3m (0)	5.5m (0)	2:07.72	29.78s	29.22s
1	VINYGETSACHANCE	4	12.2m	9.2m (0)	9.9m (0)	2:08.03	29.74s	29.21s
10	LADY OF HOPE	5	13.2m	15.7m (2)	10.7m (2)	2:08.10	29.32s	29.22s
4	CAPTAIN JAZZ	6	13.9m	0.0m (0)	0.0m (0)	2:08.16	29.70s	30.06s
7	YARRAMAN TILLY	6	13.9m	13.6m (1)	11.7m (1)	2:08.16	29.55s	29.21s
9	XCALIBUR	8	14.3m	11.4m (2)	6.9m (2)	2:08.19	29.36s	29.59s
6	MAMMALS BLAZE	9	38.3m	19.0m (1)	15.5m (1)	2:10.01	29.43s	30.78s

Finish Position and metres gained

First Arrow shows distance gain/loss from 2nd Qtr to 3rd Qtr, Second Arrow shows distance gain/loss from 3rd Qtr to Finish
Blue arrow indicates best gain in these quarters.



800

Visual positions in race at 2nd Quarter



400

Visual positions in race at 3rd Quarter



Dubbo Race 2 Distance 1720m

Friday, 12 June 2026


Gross Time: 2:07.90 MileRate: 1:59.60 LeadTime: 7.60s First Qtr: 30.90s Second Qtr: 30.80s Third Qtr: 29.60s Fourth Qtr: 29.00s

DATA TABLE: 800 / 400 Posi's are position from leader and (how wide the horse was at that position)

No	Horse	Plc	Mar	800 Posi	400 Posi	Time	3rd Qtr	4th Qt
3	TULHURST ELVIS	1	0.0m	3.3m (1)	1.0m (1)	2:07.90	29.43s	28.93s
9	SHEZ A PUNTER	2	4.6m	16.0m (1)	8.5m (2)	2:08.25	29.04s	28.73s
8	LIMBO LENNY	3	4.8m	12.0m (1)	9.5m (1)	2:08.27	29.41s	28.68s
2	SHEZ A WARRIOR	4	7.5m	7.9m (1)	5.4m (1)	2:08.47	29.41s	29.18s
1	ENZED FLYER	5	8.6m	0.0m (0)	0.0m (0)	2:08.55	29.60s	29.65s
5	ZOLTON	6	10.8m	20.7m (1)	15.1m (2)	2:08.72	29.18s	28.72s
4	IRK MCGLURK	7	11.9m	18.5m (0)	15.8m (1)	2:08.81	29.39s	28.76s
7	REDUCE SPEED	8	12.8m	4.4m (0)	4.7m (0)	2:08.87	29.62s	29.63s
6	MAISIELOUISA	9	14.2m	14.4m (0)	13.7m (0)	2:08.98	29.54s	29.08s
10	EXCUSE TO COLLECT	10	19.6m	9.5m (0)	9.6m (0)	2:09.39	29.60s	29.79s

Finish Position and metres gained

First Arrow shows distance gain/loss from 2nd Qtr to 3rd Qtr, Second Arrow shows distance gain/loss from 3rd Qtr to Finish
Blue arrow indicates best gain in these quarters.



800

Visual positions in race at 2nd Quarter



400

Visual positions in race at 3rd Quarter



Dubbo Race 3 Distance 1720m

Friday, 12 June 2026


Gross Time: 2:07.70 MileRate: 1:59.50 LeadTime: 7.60s First Qtr: 29.40s Second Qtr: 31.40s Third Qtr: 30.00s Fourth Qtr: 29.30s

DATA TABLE: 800 / 400 Posi's are position from leader and (how wide the horse was at that position)

No	Horse	Plc	Mar	800 Posi	400 Posi	Time	3rd Qtr	4th Qt
10	KIRPHILBRI	1	0.0m	3.2m (1)	0.4m (0)	2:07.70	29.79s	29.27s
8	WOKKA ROCK	2	1.3m	15.3m (2)	0.0m (1)	2:07.80	28.86s	29.40s
3	TENEACHWAY	3	12.1m	7.5m (1)	5.7m (1)	2:08.63	29.86s	29.81s
9	MAMMALS JEWEL	4	14.5m	13.7m (0)	19.1m (0)	2:08.81	30.39s	29.00s
1	MARABELLE	5	14.5m	4.8m (0)	10.0m (1)	2:08.81	30.38s	29.67s
7	STUCKINAFENCE	6	17.2m	9.4m (0)	14.5m (0)	2:09.02	30.37s	29.55s
2	ALICE RHAYNE BOW	7	21.6m	11.8m (1)	11.3m (2)	2:09.36	29.95s	30.13s
5	ROCKNROLL BLING	8	22.1m	18.0m (1)	15.5m (1)	2:09.40	29.80s	29.86s
6	KARLOO TOP DRAW	9	30.8m	19.6m (2)	9.2m (3)	2:10.07	29.22s	30.99s
4	WAT ON EARTH	10	40.3m	0.0m (0)	7.2m (0)	2:10.80	30.53s	31.87s

Finish Position and metres gained

First Arrow shows distance gain/loss from 2nd Qtr to 3rd Qtr, Second Arrow shows distance gain/loss from 3rd Qtr to Finish
Blue arrow indicates best gain in these quarters.



800

Visual positions in race at 2nd Quarter



400

Visual positions in race at 3rd Quarter



Dubbo Race 4 Distance 1720m

Friday, 12 June 2026



Gross Time: 2:09.10 MileRate: 2:00.80 LeadTime: 7.40s First Qtr: 31.10s Second Qtr: 31.40s Third Qtr: 30.70s Fourth Qtr: 28.50s

DATA TABLE: 800 / 400 Posi's are position from leader and (how wide the horse was at that position)

NoHorse	Plc	Mar	800 Posi	400 Posi	Time	3rd Qtr	4th Qt
7 BIZZIE LIZZIE	1	0.0m	8.5m (0)	5.9m (1)	2:09.10	30.48s	28.07s
5 TACTICAL ILLUSION	2	2.6m	1.1m (1)	1.0m (1)	2:09.29	30.69s	28.62s
2 KAY JAY MIKI	3	13.2m	0.0m (0)	0.0m (0)	2:10.09	30.70s	29.49s
4 MISS ARDLETHAN	4	20.0m	4.5m (0)	4.9m (0)	2:10.60	30.72s	29.64s
9 SMOKING SHANNON	5	20.5m	9.4m (1)	6.4m (3)	2:10.63	30.45s	29.56s
10 DEAR DARLING	6	22.7m	13.9m (1)	10.5m (3)	2:10.80	30.41s	29.43s
1 CALM REASON	7	23.0m	31.5m (0)	12.9m (1)	2:10.82	29.25s	29.27s
8 GIFTED BRIGADE	8	24.0m	5.3m (1)	5.7m (2)	2:10.90	30.72s	29.88s
6 CHAMPAGNE WALSH	9	120.2m	68.1m (0)	78.8m (0)	2:18.10	31.30s	31.70s

Finish Position and metres gained

First Arrow shows distance gain/loss from 2nd Qtr to 3rd Qtr, Second Arrow shows distance gain/loss from 3rd Qtr to Finish Blue arrow indicates best gain in these quarters.



Dubbo Race 5 Distance 2120m

Friday, 12 June 2026


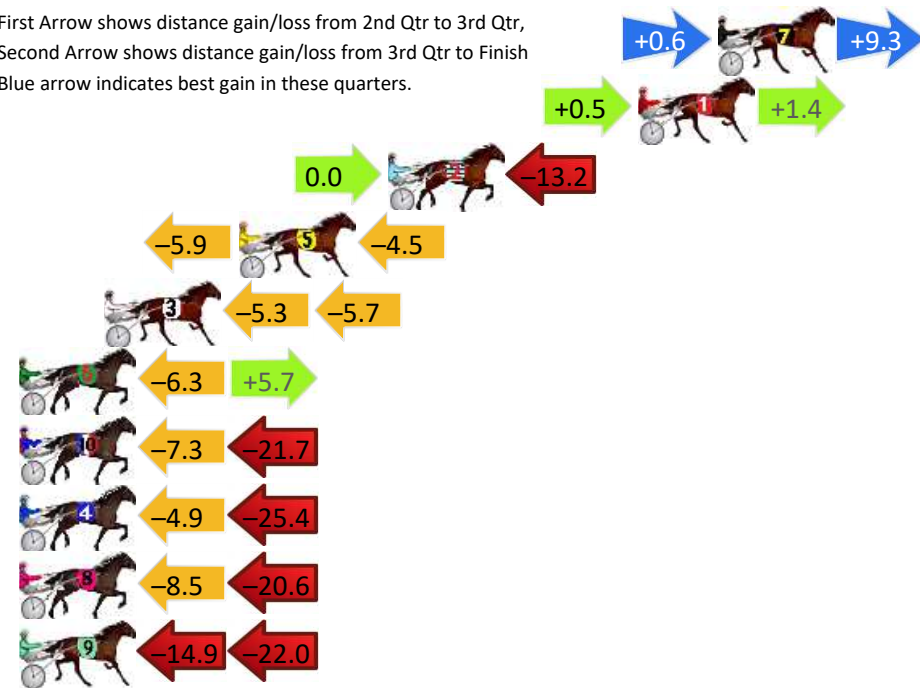
Gross Time: 2:34.80 MileRate: 1:57.50 LeadTime: 37.00s First Qtr: 30.20s Second Qtr: 28.40s Third Qtr: 29.00s Fourth Qtr: 30.20s

DATA TABLE: 800 / 400 Posi's are position from leader and (how wide the horse was at that position)

No	Horse	Plc	Mar	800 Posi	400 Posi	Time	3rd Qtr	4th Qt
7	DRIVE TO THE BEACH	1	0.0m	9.9m (0)	9.3m (0)	2:34.80	28.98s	29.52s
1	BETTORS HOPE	2	3.2m	5.1m (0)	4.6m (0)	2:35.05	28.98s	30.11s
2	DEEPWATER CAM	3	13.2m	0.0m (0)	0.0m (0)	2:35.84	29.00s	31.24s
5	PRINCESS BALLERINA	4	19.2m	8.8m (1)	14.7m (0)	2:36.32	29.46s	30.64s
3	A LIL BIT OF LOVE	5	24.6m	13.6m (1)	18.9m (1)	2:36.75	29.43s	30.76s
6	RIVIERE	6	28.4m	27.8m (0)	34.1m (1)	2:37.05	29.55s	29.94s
10	BUTTER CUP	7	33.0m	4.0m (1)	11.3m (1)	2:37.41	29.55s	31.98s
4	STUDLEIGH SUNRISE	8	48.4m	18.1m (1)	23.0m (1)	2:38.63	29.41s	32.34s
8	KRISTA BELLITA	9	53.2m	24.1m (1)	32.6m (0)	2:39.01	29.70s	32.01s
9	JESSEJAMES SHANNON	10	58.4m	21.5m (0)	36.4m (0)	2:39.42	30.16s	32.14s

Finish Position and metres gained

First Arrow shows distance gain/loss from 2nd Qtr to 3rd Qtr, Second Arrow shows distance gain/loss from 3rd Qtr to Finish
Blue arrow indicates best gain in these quarters.



Dubbo Race 6 Distance 1720m

Friday, 12 June 2026


Gross Time: 2:08.50 MileRate: 2:00.30 LeadTime: 7.40s First Qtr: 29.25s Second Qtr: 30.55s Third Qtr: 30.50s Fourth Qtr: 30.80s

DATA TABLE: 800 / 400 Posi's are position from leader and (how wide the horse was at that position)

No	Horse	Plc	Mar	800 Posi	400 Posi	Time	3rd Qtr	4th Qt
3	SURFIN AT MIDNIGHT	1	0.0m	0.0m (0)	0.0m (0)	2:08.50	30.50s	30.80s
8	MAGIC TULHURST	2	4.0m	14.8m (1)	9.3m (3)	2:08.82	30.09s	30.41s
7	PEAKSART	3	5.7m	13.7m (0)	10.0m (2)	2:08.96	30.22s	30.50s
2	CELEBRITY CRUISE	4	6.4m	4.8m (0)	4.2m (0)	2:09.02	30.46s	31.00s
1	LOOKOUT	5	7.6m	9.0m (0)	8.1m (0)	2:09.11	30.44s	30.79s
6	NEVERTOOLATE	6	8.5m	1.9m (1)	2.5m (1)	2:09.18	30.55s	31.29s
5	WHATABOUTBRONS ON	7	12.4m	17.9m (0)	12.6m (0)	2:09.50	30.10s	30.84s
4	ROCK QUEEN	8	13.2m	6.1m (1)	7.0m (1)	2:09.56	30.57s	31.33s
9	CLARENDEN VINTAGE	9	13.2m	10.3m (1)	5.5m (2)	2:09.56	30.14s	31.44s
10	STUDLEIGH STARLITE	10	15.0m	18.7m (1)	13.0m (1)	2:09.71	30.07s	31.02s

Finish Position and metres gained

First Arrow shows distance gain/loss from 2nd Qtr to 3rd Qtr,
Second Arrow shows distance gain/loss from 3rd Qtr to Finish
Blue arrow indicates best gain in these quarters.



8
0
0

Visual positions in race at 2nd Quarter



4
0
0

Visual positions in race at 3rd Quarter



Dubbo Race 7 Distance 1720m

Friday, 12 June 2026


Gross Time: 2:08.30 MileRate: 2:00.00 LeadTime: 7.60s First Qtr: 30.90s Second Qtr: 30.60s Third Qtr: 29.70s Fourth Qtr: 29.50s

DATA TABLE: 800 / 400 Posi's are position from leader and (how wide the horse was at that position)

No	Horse	Plc	Mar	800 Posi	400 Posi	Time	3rd Qtr	4th Qt
2	STAY LUCKY	1	0.0m	0.0m (0)	0.0m (0)	2:08.30	29.70s	29.50s
9	MISTER DEPENDABLE	2	1.1m	10.8m (1)	2.5m (2)	2:08.39	29.08s	29.41s
4	MY CONFIDANT	3	4.8m	1.1m (1)	2.3m (1)	2:08.67	29.79s	29.70s
1	CLASSYNFABULOUS	4	6.9m	4.9m (0)	7.6m (0)	2:08.83	29.90s	29.47s
8	VINIES JOLT	5	9.0m	9.8m (0)	12.2m (0)	2:09.00	29.88s	29.30s
3	MAYBE JANIS	6	11.9m	5.4m (1)	6.9m (1)	2:09.22	29.81s	29.91s
10	WARRAWEE SKYLINE	7	14.1m	20.9m (0)	19.3m (0)	2:09.39	29.58s	29.17s
11	WINDY HILL ABBEY	8	18.9m	15.7m (1)	13.3m (2)	2:09.76	29.52s	29.98s
6	WINDFIELD BLUE	9	19.5m	20.1m (1)	19.2m (1)	2:09.81	29.63s	29.60s
5	ARMA BITABLING	10	24.0m	15.2m (0)	14.6m (1)	2:10.16	29.65s	30.29s


Finish Position and metres gained

First Arrow shows distance gain/loss from 2nd Qtr to 3rd Qtr, Second Arrow shows distance gain/loss from 3rd Qtr to Finish
Blue arrow indicates best gain in these quarters.



800

Visual positions in race at 2nd Quarter



400

Visual positions in race at 3rd Quarter



Dubbo Race 8 Distance 1720m

Friday, 12 June 2026




Gross Time: 2:13.40 MileRate: 2:04.80 LeadTime: 11.10s First Qtr: 30.10s Second Qtr: 30.90s Third Qtr: 31.00s Fourth Qtr: 30.30s

DATA TABLE: 800 / 400 Posi's are position from leader and (how wide the horse was at that position)

No	Horse	Plc	Mar	800 Posi	400 Posi	Time	3rd Qtr	4th Qt
3	JETS REASON	1	0.0m	0.0m (0)	0.0m (0)	2:13.40	31.00s	30.30s
8	FOR A DREAM	2	2.7m	6.8m (1)	7.5m (1)	2:13.61	31.05s	29.94s
9	MONSTER MINT	3	2.9m	11.2m (1)	5.3m (2)	2:13.63	30.54s	30.13s
5	A TRUE PHENOMENON	4	3.7m	4.2m (0)	4.5m (0)	2:13.69	31.02s	30.25s
2	LAMNA NASUS	5	9.4m	8.6m (0)	8.1m (0)	2:14.15	30.96s	30.43s
10	AARON MINT	6	19.5m	17.5m (0)	18.5m (1)	2:14.95	31.07s	30.44s
6	NEEDS A COZIE	7	24.3m	2.4m (1)	3.0m (1)	2:15.33	31.05s	32.00s
4	REASON TO KISS	8	24.6m	16.7m (1)	13.5m (1)	2:15.35	30.75s	31.22s
7	KOSCIUSZKO	9	69.0m	13.0m (0)	15.2m (0)	2:18.87	31.16s	34.61s
1	GLOBAL GODDESS	10	86.8m	52.9m (0)	57.2m (0)	2:20.29	31.30s	32.83s

Finish Position and metres gained

First Arrow shows distance gain/loss from 2nd Qtr to 3rd Qtr, Second Arrow shows distance gain/loss from 3rd Qtr to Finish
Blue arrow indicates best gain in these quarters.



Dubbo Race 9 Distance 1720m

Friday, 12 June 2026


Gross Time: 2:11.00 MileRate: 2:02.60 LeadTime: 7.40s First Qtr: 30.00s Second Qtr: 32.50s Third Qtr: 31.40s Fourth Qtr: 29.70s

DATA TABLE: 800 / 400 Posi's are position from leader and (how wide the horse was at that position)

No	Horse	Plc	Mar	800 Posi	400 Posi	Time	3rd Qtr	4th Qt
6	BODELETOS	1	0.0m	16.4m (1)	9.4m (2)	2:11.00	30.83s	28.99s
10	HARVEYS TOOTH	2	0.8m	12.1m (1)	4.1m (2)	2:11.06	30.77s	29.45s
7	PLEASANT HEIGHTS	3	4.8m	9.7m (0)	10.3m (1)	2:11.37	31.42s	29.29s
4	YA RACIN DASH	4	9.1m	2.6m (1)	0.0m (1)	2:11.71	31.20s	30.41s
5	OCEAN KING	5	10.2m	15.1m (0)	15.4m (0)	2:11.79	31.39s	29.32s
8	SAM THE MAN	6	17.8m	7.7m (1)	6.1m (1)	2:12.39	31.26s	30.63s
1	WINDY HILL THUNDER	7	22.9m	4.6m (0)	4.6m (0)	2:12.78	31.39s	31.13s
2	DONTRATTLEHISCAG E	8	26.6m	0.0m (0)	0.4m (0)	2:13.07	31.43s	31.74s
3	GRANT FOR LEXY	9	47.8m	21.0m (1)	14.2m (1)	2:14.72	30.84s	32.34s

Finish Position and metres gained

First Arrow shows distance gain/loss from 2nd Qtr to 3rd Qtr, Second Arrow shows distance gain/loss from 3rd Qtr to Finish Blue arrow indicates best gain in these quarters.



800

Visual positions in race at 2nd Quarter



400

Visual positions in race at 3rd Quarter

