

Newcastle Race 1 Distance 1609m

Friday, 12 June 2026


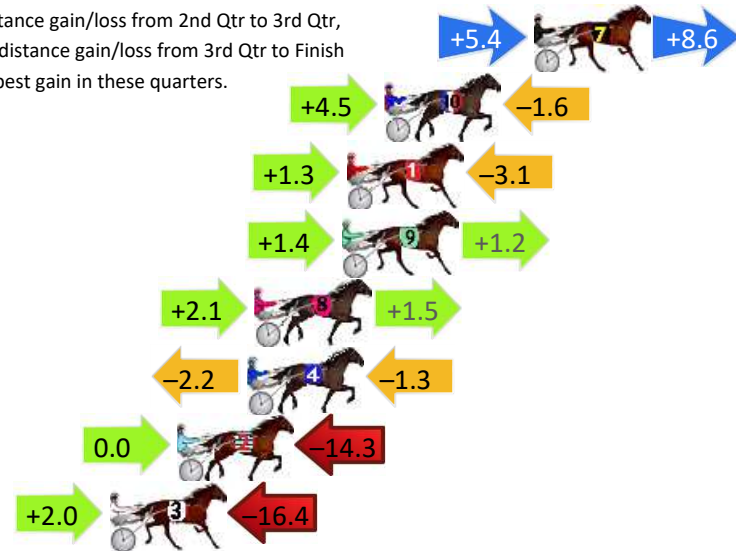
Gross Time: 1:53.90 MileRate: 1:53.90 LeadTime: 0.00s First Qtr: 27.50s Second Qtr: 28.20s Third Qtr: 28.30s Fourth Qtr: 29.90s

DATA TABLE: 800 / 400 Posi's are position from leader and (how wide the horse was at that position)

No	Horse	Plc	Mar	800 Posi	400 Posi	Time	3rd Qtr	4th Qt
7	CHEVRON FLIES	1	0.0m	14.0m (1)	8.6m (1)	1:53.90	27.94s	29.28s
10	KARAOKE KING	2	6.0m	8.9m (1)	4.4m (1)	1:54.37	28.00s	30.05s
1	SWEET TARA	3	7.5m	5.7m (0)	4.4m (0)	1:54.49	28.22s	30.17s
9	STAY FOOLISH	4	7.7m	10.3m (0)	8.9m (0)	1:54.50	28.22s	29.86s
8	HES MY REASON	5	11.2m	14.8m (0)	12.7m (1)	1:54.78	28.18s	29.86s
4	JETASI	6	11.5m	8.0m (2)	10.2m (2)	1:54.80	28.48s	30.06s
2	ROCKNROLL ROCKET	7	14.3m	0.0m (0)	0.0m (0)	1:55.02	28.30s	31.02s
3	BLING THE KASH	8	17.0m	2.6m (1)	0.6m (1)	1:55.23	28.16s	31.19s

Finish Position and metres gained

First Arrow shows distance gain/loss from 2nd Qtr to 3rd Qtr,
Second Arrow shows distance gain/loss from 3rd Qtr to Finish
Blue arrow indicates best gain in these quarters.



800

Visual positions in race at 2nd Quarter



400

Visual positions in race at 3rd Quarter

Newcastle Race 2 Distance 2030m


Friday, 12 June 2026

Gross Time: 2:24.10 MileRate: 1:54.20 LeadTime: 28.10s First Qtr: 28.80s Second Qtr: 29.20s Third Qtr: 28.40s Fourth Qtr: 29.60s

DATA TABLE: 800 / 400 Posi's are position from leader and (how wide the horse was at that position)

No	Horse	Plc	Mar	800 Posi	400 Posi	Time	3rd Qtr	4th Qt
7	ULTIMATE EMPIRE	1	0.0m	16.2m (1)	13.3m (2)	2:24.10	28.22s	28.64s
5	LOU WILL	2	5.1m	2.6m (1)	0.0m (1)	2:24.50	28.22s	30.00s
1	IRE OF THE DRAGON	3	9.3m	13.0m (0)	14.4m (0)	2:24.82	28.52s	29.28s
6	JILLIBY AMIGO	4	10.1m	11.6m (1)	10.0m (1)	2:24.88	28.30s	29.66s
8	QUICKSHIFT GIRL	5	10.7m	20.1m (1)	17.5m (1)	2:24.93	28.24s	29.17s
2	DEECEE ROCKIN	6	14.2m	8.5m (0)	10.6m (0)	2:25.20	28.56s	29.94s
10	BAT MATSON	7	19.4m	7.1m (1)	5.8m (1)	2:25.61	28.32s	30.69s
9	MAJOR MICKEY	8	21.2m	18.1m (0)	18.9m (0)	2:25.74	28.48s	29.88s
4	KASBAH	9	27.8m	0.0m (0)	1.1m (0)	2:26.26	28.48s	31.68s
3	CLASSIC ANGELINA	10	30.2m	4.5m (0)	6.1m (0)	2:26.44	28.52s	31.50s

Finish Position and metres gained



800

Visual positions in race at 2nd Quarter



400

Visual positions in race at 3rd Quarter

Newcastle Race 3 Distance 1609m

Friday, 12 June 2026


Gross Time: 1:55.60 MileRate: 1:55.60 LeadTime: 0.00s First Qtr: 27.50s Second Qtr: 31.50s Third Qtr: 28.90s Fourth Qtr: 27.70s

DATA TABLE: 800 / 400 Posi's are position from leader and (how wide the horse was at that position)

NoHorse	Plc	Mar	800 Posi	400 Posi	Time	3rd Qtr	4th Qt
4 SPUNKYS GOTSECRETS	1	0.0m	0.0m (0)	0.0m (0)	1:55.60	28.90s	27.70s
2 ULTIMATE DIVA	2	0.4m	9.8m (1)	6.8m (1)	1:55.63	28.68s	27.25s
3 THE CREEK	3	0.4m	4.7m (1)	2.9m (1)	1:55.63	28.76s	27.53s
9 LOCHINVAR JAG	4	4.4m	8.9m (0)	9.7m (0)	1:55.92	28.94s	27.34s
10 PET KITTY	5	6.8m	13.4m (0)	13.7m (0)	1:56.10	28.90s	27.24s
7 FAZE OF GLORY	6	7.0m	17.8m (0)	17.4m (0)	1:56.11	28.84s	26.99s
5 VAN BASTEN	7	8.5m	13.9m (1)	11.9m (1)	1:56.22	28.74s	27.48s
6 SPIRIT KING	8	9.0m	18.7m (1)	15.9m (1)	1:56.26	28.68s	27.24s
1 IRON MIKE TYSON	9	9.5m	5.0m (0)	5.7m (0)	1:56.29	28.94s	27.99s
8 ILLAWONG DANNY	10	17.6m	22.6m (1)	19.9m (1)	1:56.88	28.68s	27.58s

Finish Position and metres gained

First Arrow shows distance gain/loss from 2nd Qtr to 3rd Qtr, Second Arrow shows distance gain/loss from 3rd Qtr to Finish Blue arrow indicates best gain in these quarters.



800

Visual positions in race at 2nd Quarter



400

Visual positions in race at 3rd Quarter



Newcastle Race 4 Distance 1609m

Friday, 12 June 2026

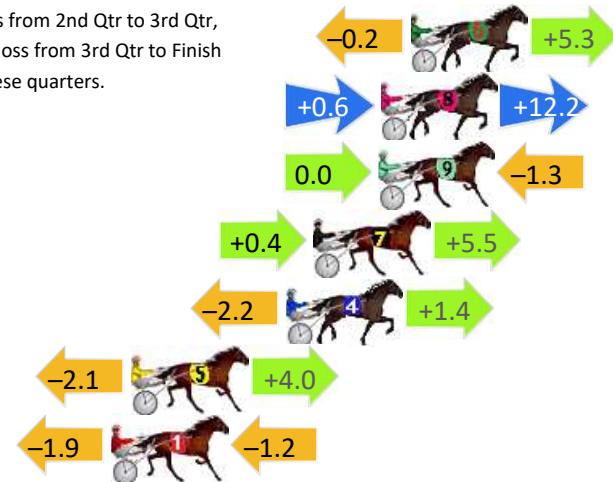
Gross Time: 1:51.90 MileRate: 1:51.90 LeadTime: 0.00s First Qtr: 27.20s Second Qtr: 29.60s Third Qtr: 27.00s Fourth Qtr: 28.10s

DATA TABLE: 800 / 400 Posi's are position from leader and (how wide the horse was at that position)

NoHorse	Plc	Mar	800 Posi	400 Posi	Time	3rd Qtr	4th Qt
6 COOL NIGHT	1	0.0m	5.1m (1)	5.3m (1)	1:51.90	27.02s	27.74s
8 SURFERS DELIGHT	2	1.2m	14.0m (1)	13.4m (1)	1:51.99	26.98s	27.27s
9 BETTER ECLIPSE	3	1.3m	0.0m (0)	0.0m (0)	1:52.00	27.00s	28.20s
7 CYA ART	4	3.9m	9.8m (1)	9.4m (1)	1:52.19	26.98s	27.75s
4 METALLICA MAN	5	5.0m	4.2m (0)	6.4m (0)	1:52.27	27.16s	28.03s
5 ROCKTAGONAL	6	11.2m	13.1m (0)	15.2m (0)	1:52.73	27.16s	27.89s
1 KING TIGER	7	12.0m	8.9m (0)	10.8m (0)	1:52.79	27.14s	28.25s

Finish Position and metres gained

First Arrow shows distance gain/loss from 2nd Qtr to 3rd Qtr,
Second Arrow shows distance gain/loss from 3rd Qtr to Finish
Blue arrow indicates best gain in these quarters.



800

Visual positions in race at 2nd Quarter



400

Visual positions in race at 3rd Quarter



Newcastle Race 5 Distance 1609m

Friday, 12 June 2026


Gross Time: 1:53.40 MileRate: 1:53.40 LeadTime: 0.00s First Qtr: 26.20s Second Qtr: 30.90s Third Qtr: 27.30s Fourth Qtr: 29.00s

DATA TABLE: 800 / 400 Posi's are position from leader and (how wide the horse was at that position)

No	Horse	Plc	Mar	800 Posi	400 Posi	Time	3rd Qtr	4th Qt
4	SILENT FEARS	1	0.0m	21.5m (1)	14.3m (2)	1:53.40	26.84s	28.00s
8	SAN SEBASTIAN	2	1.2m	25.9m (1)	18.0m (2)	1:53.49	26.80s	27.83s
6	LOCHINVAR MARCELLO	3	1.5m	16.2m (1)	9.7m (2)	1:53.51	26.88s	28.43s
3	LEWIE KELLY	4	2.3m	0.0m (0)	0.0m (0)	1:53.58	27.30s	29.18s
2	WICKED WHISKEY	5	4.2m	11.5m (1)	10.9m (1)	1:53.72	27.28s	28.56s
7	ROCK WITH THE BEST	6	5.2m	7.1m (1)	6.9m (1)	1:53.80	27.30s	28.92s
5	BLAZING HIGH	7	5.3m	2.1m (1)	2.9m (1)	1:53.80	27.36s	29.20s
9	GRUMPYSHANNON	8	9.0m	9.4m (0)	10.3m (0)	1:54.08	27.38s	28.96s
1	LINE OF COURAGE	9	20.1m	5.0m (0)	6.3m (0)	1:54.93	27.40s	30.09s

Finish Position and metres gained

First Arrow shows distance gain/loss from 2nd Qtr to 3rd Qtr, Second Arrow shows distance gain/loss from 3rd Qtr to Finish
Blue arrow indicates best gain in these quarters.



Visual positions in race at 2nd Quarter



Visual positions in race at 3rd Quarter

Newcastle Race 6 Distance 1609m

Friday, 12 June 2026


Gross Time: 1:53.20 MileRate: 1:53.20 LeadTime: 0.00s First Qtr: 27.20s Second Qtr: 29.40s Third Qtr: 27.50s Fourth Qtr: 29.10s

DATA TABLE: 800 / 400 Posi's are position from leader and (how wide the horse was at that position)

No	Horse	Plc	Mar	800 Posi	400 Posi	Time	3rd Qtr	4th Qt
5	MISTER CHEESE	1	0.0m	0.0m (0)	0.0m (0)	1:53.20	27.50s	29.10s
4	RICK REILLY	2	6.3m	3.2m (1)	2.3m (1)	1:53.68	27.44s	29.42s
3	ULTRA BLISS	3	10.5m	4.7m (0)	6.0m (0)	1:54.00	27.60s	29.48s
1	YESNOMAYBESO	4	11.6m	8.8m (0)	10.0m (0)	1:54.09	27.60s	29.29s
2	WAR WESTERN	5	12.8m	7.3m (1)	9.1m (1)	1:54.18	27.64s	29.44s
7	SINBINNED	6	18.7m	17.6m (0)	17.6m (0)	1:54.63	27.54s	29.29s
8	LITTLE DEMON	7	20.3m	22.0m (1)	21.6m (2)	1:54.75	27.52s	29.13s
9	AWHOLELOTOFPRETTY	8	20.8m	13.5m (0)	13.9m (0)	1:54.79	27.56s	29.71s
6	KEILOR BABY SHARK	9	24.8m	17.9m (1)	15.9m (2)	1:55.09	27.40s	29.87s
10	NIFTY STUDLEIGH	10	26.1m	13.2m (1)	17.9m (1)	1:55.19	27.86s	29.83s

Finish Position and metres gained

First Arrow shows distance gain/loss from 2nd Qtr to 3rd Qtr, Second Arrow shows distance gain/loss from 3rd Qtr to Finish
Blue arrow indicates best gain in these quarters.



800

Visual positions in race at 2nd Quarter



400

Visual positions in race at 3rd Quarter



Newcastle Race 7 Distance 1609m

Friday, 12 June 2026

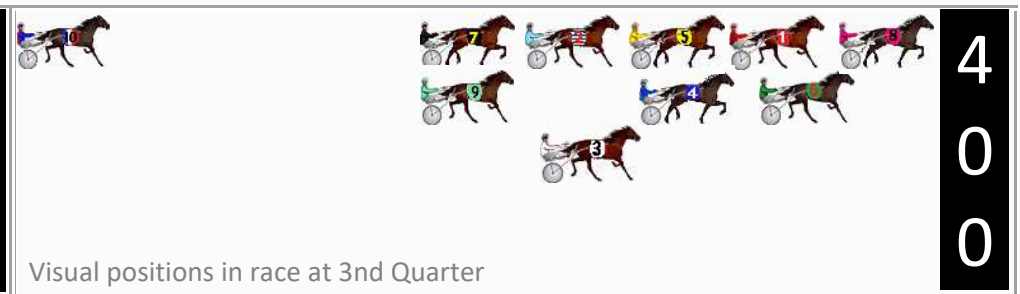

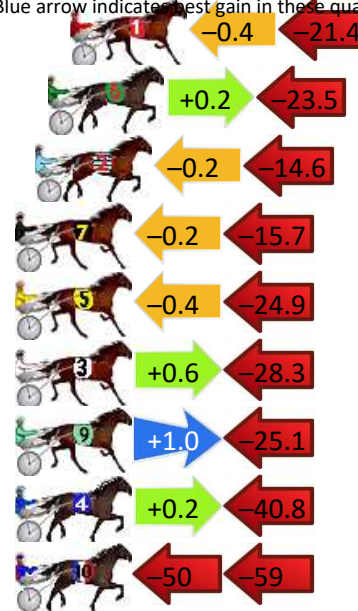
Gross Time: 1:55.30 MileRate: 1:55.30 LeadTime: 0.00s First Qtr: 28.20s Second Qtr: 31.10s Third Qtr: 28.40s Fourth Qtr: 27.60s

DATA TABLE: 800 / 400 Posi's are position from leader and (how wide the horse was at that position)

No	Horse	Plc	Mar	800 Posi	400 Posi	Time	3rd Qtr	4th Qt
8	MAJOR AUSTIN	1	0.0m	0.0m (0)	0.0m (0)	1:55.30	28.40s	27.60s
1	MIKI BE FREE	2	25.8m	4.0m (0)	4.4m (0)	1:57.17	28.45s	29.07s
6	SLICK AND SUAVE	3	26.7m	3.4m (1)	3.2m (1)	1:57.24	28.41s	29.21s
2	ADDED VALUE	4	27.2m	12.4m (0)	12.6m (0)	1:57.28	28.43s	28.60s
7	LOUTHPARKSCHOONER	5	32.5m	16.6m (0)	16.8m (0)	1:57.66	28.43s	28.68s
5	SIERRA MIST	6	33.3m	8.0m (0)	8.4m (0)	1:57.72	28.45s	29.31s
3	BLUE COLLAR BOY	7	40.3m	12.6m (1)	12.0m (2)	1:58.23	28.39s	29.54s
9	WOOPAA	8	41.9m	17.8m (1)	16.8m (1)	1:58.34	28.36s	29.32s
4	POPS SECRET	9	48.8m	8.2m (1)	8.0m (1)	1:58.84	28.43s	30.40s
10	ILUVMYSELF	10	248.2m	140.0m (0)	190.0m (0)	2:13.32	31.94s	31.59s

Finish Position and metres gained

First Arrow shows distance gain/loss from 2nd Qtr to 3rd Qtr, Second Arrow shows distance gain/loss from 3rd Qtr to Finish. Blue arrow indicates best gain in these quarters.



Newcastle Race 8 Distance 2030m

Friday, 12 June 2026


Gross Time: 2:29.80 MileRate: 1:58.70 LeadTime: 30.60s First Qtr: 31.00s Second Qtr: 30.70s Third Qtr: 28.70s Fourth Qtr: 28.80s

DATA TABLE: 800 / 400 Posi's are position from leader and (how wide the horse was at that position)

No	Horse	Plc	Mar	800 Posi	400 Posi	Time	3rd Qtr	4th Qt
6	D J ROCK	1	0.0m	15.2m (1)	15.4m (1)	2:29.80	28.72s	27.70s
8	RUMOUR STRIDE	2	1.7m	6.8m (1)	7.2m (1)	2:29.93	28.73s	28.41s
1	ONETANGI GIRL	3	3.4m	4.0m (0)	4.0m (0)	2:30.06	28.70s	28.76s
5	ADDOCAR	4	4.5m	16.2m (0)	16.2m (0)	2:30.14	28.70s	27.96s
2	BRING YOUR BEST	5	5.2m	11.0m (1)	11.2m (1)	2:30.19	28.72s	28.37s
4	TWO CRACKED CORN	6	5.7m	0.0m (0)	0.0m (0)	2:30.23	28.70s	29.21s
10	ULTIMATE TROUBLE	7	8.5m	2.8m (1)	3.2m (1)	2:30.44	28.73s	29.18s
9	SAINT KARAMARA	8	9.3m	8.0m (0)	8.0m (0)	2:30.50	28.70s	28.89s
7	PENURIOUS	9	11.4m	12.2m (0)	12.0m (0)	2:30.66	28.69s	28.76s
3	GRACE SHANNON	10	12.8m	19.0m (1)	19.6m (1)	2:30.77	28.74s	28.31s

Finish Position and metres gained

First Arrow shows distance gain/loss from 2nd Qtr to 3rd Qtr, Second Arrow shows distance gain/loss from 3rd Qtr to Finish. Blue arrow indicates best gain in these quarters.



800

Visual positions in race at 2nd Quarter



400

Visual positions in race at 3rd Quarter



Newcastle Race 9 Distance 1609m

Friday, 12 June 2026


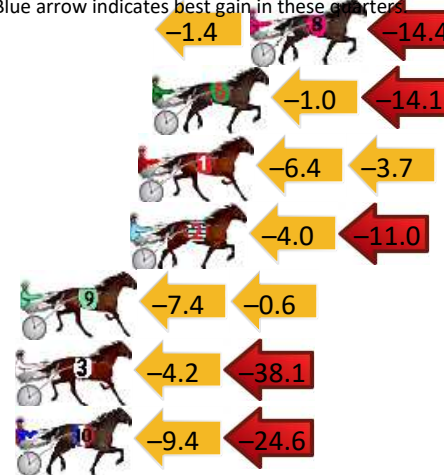
Gross Time: 1:53.80 MileRate: 1:53.80 LeadTime: 0.00s First Qtr: 26.80s Second Qtr: 28.90s Third Qtr: 28.20s Fourth Qtr: 29.90s

DATA TABLE: 800 / 400 Posi's are position from leader and (how wide the horse was at that position)


No	Horse	Plc	Mar	800 Posi	400 Posi	Time	3rd Qtr	4th Qt
5	MEDIA MOGUL	1	0.0m	0.0m (0)	0.0m (0)	1:53.80	28.20s	29.90s
8	FOUR FEATHERS	2	18.6m	2.8m (1)	4.2m (1)	1:55.26	28.27s	30.97s
6	IM A LIBERTY GIRL	3	22.5m	7.4m (1)	8.4m (1)	1:55.56	28.24s	30.95s
1	PIXIEBELLE	4	23.1m	13.0m (0)	19.4m (0)	1:55.61	28.65s	30.18s
2	COOINDALAI	5	23.4m	8.4m (0)	12.4m (1)	1:55.63	28.47s	30.72s
9	SWEETLY SPOKEN	6	27.8m	19.8m (1)	27.2m (1)	1:55.98	28.73s	29.94s
3	A LITTLE DILEMMA	7	46.5m	4.2m (0)	8.4m (0)	1:57.44	28.42s	32.73s
10	OUR ART CHRISTIAN	8	47.6m	13.6m (1)	23.0m (1)	1:57.53	28.83s	31.73s

Finish Position and metres gained

First Arrow shows distance gain/loss from 2nd Qtr to 3rd Qtr, Second Arrow shows distance gain/loss from 3rd Qtr to Finish
Blue arrow indicates best gain in these quarters



Visual positions in race at 2nd Quarter



Visual positions in race at 3rd Quarter