

Wagga Riverina Race 1 Distance 1740m

Friday, 12 June 2026


Gross Time: 2:03.40 MileRate: 1:54.10 LeadTime: 8.30s First Qtr: 28.90s Second Qtr: 29.50s Third Qtr: 28.10s Fourth Qtr: 28.60s

DATA TABLE: 800 / 400 Posi's are position from leader and (how wide the horse was at that position)

No	Horse	Plc	Mar	800 Posi	400 Posi	Time	3rd Qtr	4th Qt
5	GO COLOUR MY WORLD	1	0.0m	0.0m (0)	0.0m (0)	2:03.40	28.10s	28.60s
8	CORZAN DRAMA	2	7.0m	15.0m (1)	10.8m (2)	2:03.93	27.81s	28.37s
10	THE BANKER	3	10.0m	2.1m (1)	3.1m (1)	2:04.15	28.17s	29.13s
3	HES A TERROR	4	13.7m	10.9m (1)	12.5m (1)	2:04.43	28.22s	28.75s
9	SPRING DELIGHT	5	14.9m	13.5m (0)	16.5m (0)	2:04.52	28.32s	28.56s
1	FIFTYSHADESOFHAY	6	15.2m	4.0m (0)	7.1m (0)	2:04.54	28.32s	29.24s
7	KRISTYSGIRL	7	15.4m	18.7m (1)	18.7m (1)	2:04.56	28.11s	28.44s
6	UNCLE CRAIGO	8	16.3m	6.4m (1)	8.0m (1)	2:04.62	28.21s	29.26s
2	LETSTACOBOUTIT	9	16.6m	8.9m (0)	12.2m (0)	2:04.65	28.34s	28.99s
4	IM HARVEY SPECTER	10	20.0m	17.8m (0)	20.2m (0)	2:04.90	28.28s	28.68s

Finish Position and metres gained

First Arrow shows distance gain/loss from 2nd Qtr to 3rd Qtr, Second Arrow shows distance gain/loss from 3rd Qtr to Finish
Blue arrow indicates best gain in these quarters.



800

Visual positions in race at 2nd Quarter



400

Visual positions in race at 3rd Quarter



Wagga Riverina Race 2 Distance 1740m

Friday, 12 June 2026



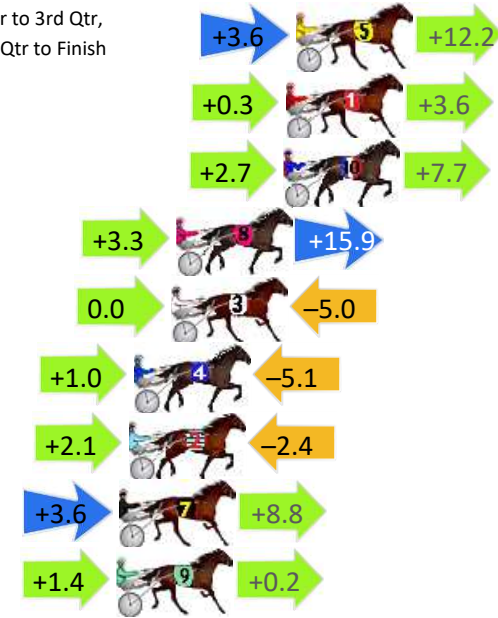
Gross Time: 2:04.10 MileRate: 1:54.70 LeadTime: 8.80s First Qtr: 28.70s Second Qtr: 29.80s Third Qtr: 28.30s Fourth Qtr: 28.50s

DATA TABLE: 800 / 400 Posi's are position from leader and (how wide the horse was at that position)

No	Horse	Plc	Mar	800 Posi	400 Posi	Time	3rd Qtr	4th Qt
5	MASTER MIKI	1	0.0m	15.8m (1)	12.2m (2)	2:04.10	28.05s	27.64s
1	WARIEDA BOY	2	0.4m	4.3m (0)	4.0m (0)	2:04.13	28.28s	28.25s
10	SHES GOT A REASON	3	0.5m	10.9m (1)	8.2m (2)	2:04.14	28.11s	27.96s
8	LESSISMORE	4	4.8m	24.0m (1)	20.7m (1)	2:04.46	28.07s	27.40s
3	KALYPSO RAINBOW	5	5.0m	0.0m (0)	0.0m (0)	2:04.47	28.30s	28.87s
4	MISS HERMES	6	6.5m	2.4m (1)	1.4m (1)	2:04.59	28.23s	28.89s
2	SECRET LINE	7	6.7m	6.4m (1)	4.3m (2)	2:04.60	28.15s	28.70s
7	KYCORDEN	8	7.1m	19.5m (1)	15.9m (1)	2:04.63	28.05s	27.91s
9	CHANCETOWIN	9	7.2m	8.8m (0)	7.4m (1)	2:04.64	28.20s	28.52s
6	GLENBURNS WATERS	10	159.2m	91.8m (0)	106.0m (0)	2:16.02	29.32s	32.94s

Finish Position and metres gained

First Arrow shows distance gain/loss from 2nd Qtr to 3rd Qtr, Second Arrow shows distance gain/loss from 3rd Qtr to Finish
Blue arrow indicates best gain in these quarters.



Wagga Riverina Race 3 Distance 1740m

Friday, 12 June 2026




Gross Time: 2:05.60 MileRate: 1:56.20 LeadTime: 8.70s First Qtr: 28.70s Second Qtr: 29.80s Third Qtr: 29.10s Fourth Qtr: 29.30s

DATA TABLE: 800 / 400 Posi's are position from leader and (how wide the horse was at that position)

NoHorse	Plc	Mar	800 Posi	400 Posi	Time	3rd Qtr	4th Qt
9 BIGWHEEL BOMBA	1	0.0m	17.4m (0)	14.1m (2)	2:05.60	28.86s	28.28s
6 SHADY TREE	2	1.8m	3.9m (0)	3.9m (0)	2:05.74	29.10s	29.16s
8 TIGER IN HEAVEN	3	2.4m	14.9m (1)	9.7m (2)	2:05.78	28.72s	28.78s
7 MARINNA MONSOON	4	6.0m	12.7m (0)	12.7m (0)	2:06.06	29.10s	28.84s
1 WORTH EVERY CENT	5	7.1m	8.3m (0)	8.0m (0)	2:06.15	29.08s	29.27s
2 TILLY DEEVINNE	6	7.9m	0.0m (0)	0.0m (0)	2:06.21	29.10s	29.91s
4 BELLE ALCHERA	7	9.8m	6.1m (1)	2.2m (1)	2:06.35	28.82s	29.89s
5 MAJOR MAVERICK	8	10.7m	10.1m (1)	6.1m (1)	2:06.42	28.81s	29.68s
3 MADDIE	9	121.6m	69.1m (0)	80.2m (0)	2:14.94	29.92s	32.82s

Finish Position and metres gained

First Arrow shows distance gain/loss from 2nd Qtr to 3rd Qtr, Second Arrow shows distance gain/loss from 3rd Qtr to Finish. Blue arrow indicates best gain in these quarters.



Wagga Riverina Race 4 Distance 1740m

Friday, 12 June 2026

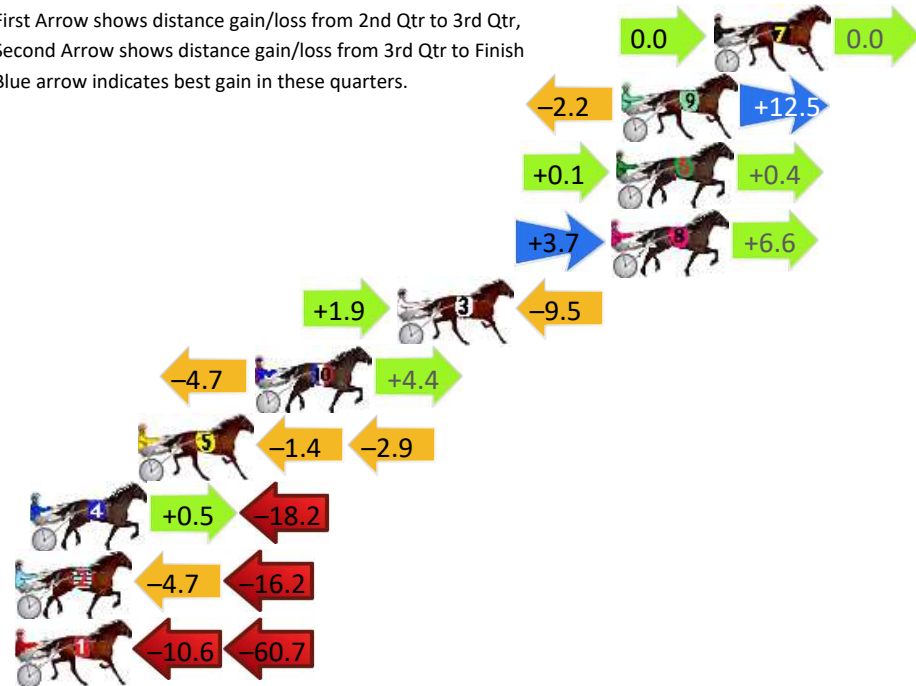
Gross Time: 2:01.40 MileRate: 1:52.30 LeadTime: 8.60s First Qtr: 27.50s Second Qtr: 29.50s Third Qtr: 27.60s Fourth Qtr: 28.20s

DATA TABLE: 800 / 400 Posi's are position from leader and (how wide the horse was at that position)

NoHorse	Plc	Mar	800 Posi	400 Posi	Time	3rd Qtr	4th Qt
7 YIRRADIVA	1	0.0m	0.0m (0)	0.0m (0)	2:01.40	27.60s	28.20s
9 RACHELS LEGACY	2	3.7m	14.0m (0)	16.2m (1)	2:01.67	27.76s	27.35s
6 KEAYANG DREAMGIRL	3	3.9m	4.4m (0)	4.3m (0)	2:01.69	27.60s	28.19s
8 APPLAUDING	4	4.1m	14.4m (1)	10.7m (1)	2:01.70	27.35s	27.76s
3 MAGGIEJAYNE	5	12.7m	5.1m (1)	3.2m (1)	2:02.34	27.47s	28.92s
10 MACHX THE STRANGER	6	18.4m	18.1m (0)	22.8m (1)	2:02.76	27.94s	27.98s
5 SWEET NICKY	7	23.1m	18.8m (1)	20.2m (2)	2:03.11	27.71s	28.51s
4 ATWORTHY ROCKER	8	27.4m	9.7m (1)	9.2m (0)	2:03.43	27.57s	29.59s
2 STRINGER LASS	9	43.9m	23.0m (0)	27.7m (0)	2:04.65	27.94s	29.53s
1 PETES LITTLE MOLLY	10	80.6m	9.3m (0)	19.9m (0)	2:07.37	28.34s	32.79s

Finish Position and metres gained

First Arrow shows distance gain/loss from 2nd Qtr to 3rd Qtr, Second Arrow shows distance gain/loss from 3rd Qtr to Finish Blue arrow indicates best gain in these quarters.



800

Visual positions in race at 2nd Quarter



400

Visual positions in race at 3rd Quarter



Wagga Riverina Race 5 Distance 1740m



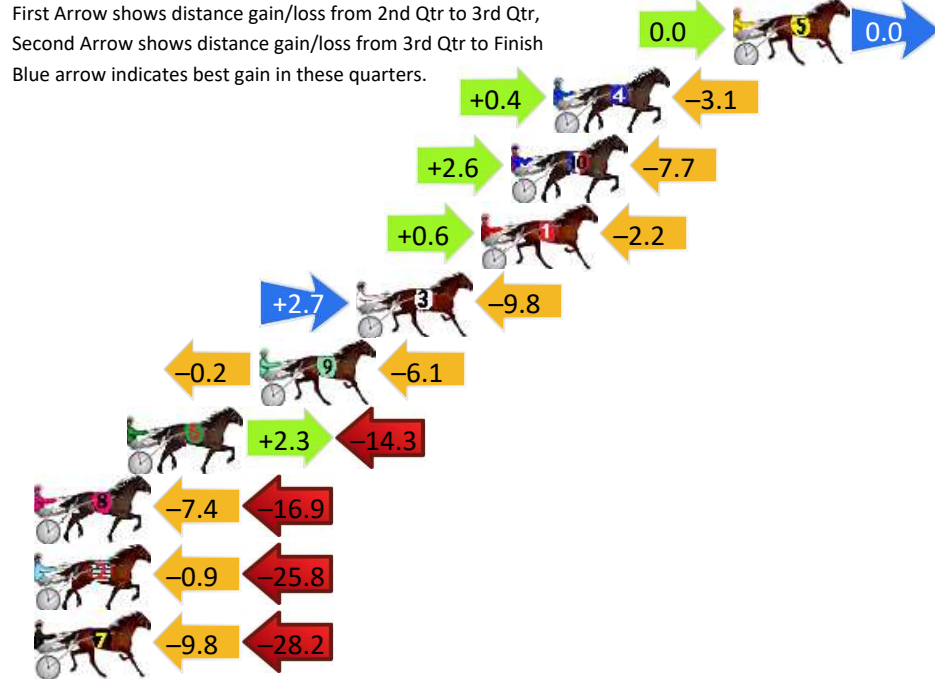
Friday, 12 June 2026

Gross Time: 2:03.30 MileRate: 1:54.00 LeadTime: 8.60s First Qtr: 29.30s Second Qtr: 30.50s Third Qtr: 28.50s Fourth Qtr: 26.40s

DATA TABLE: 800 / 400 Posi's are position from leader and (how wide the horse was at that position)

No	Horse	Plc	Mar	800 Posi	400 Posi	Time	3rd Qtr	4th Qt
5	ROCKY ROCKS	1	0.0m	0.0m (0)	0.0m (0)	2:03.30	28.50s	26.40s
4	ISLAND YANKEE	2	7.2m	4.5m (0)	4.1m (0)	2:03.80	28.46s	26.62s
10	UPTOWN CHANCE	3	8.9m	3.8m (1)	1.2m (1)	2:03.92	28.31s	26.94s
1	IMON	4	10.1m	8.5m (0)	7.9m (0)	2:04.00	28.44s	26.56s
3	ROM BARO	5	15.1m	8.0m (1)	5.3m (1)	2:04.35	28.29s	27.09s
9	SET PLAY	6	19.0m	12.7m (0)	12.9m (0)	2:04.62	28.48s	26.84s
6	STINSON	7	24.3m	12.3m (1)	10.0m (1)	2:04.99	28.31s	27.41s
8	MIKI ALMIGHTY	8	41.5m	17.2m (0)	24.6m (0)	2:06.19	28.96s	27.61s
2	TRIPLE THREAT	9	44.3m	17.6m (1)	18.5m (0)	2:06.38	28.51s	28.22s
7	WHEREYABINSKIPPIN	10	61.0m	23.0m (1)	32.8m (0)	2:07.55	29.11s	28.41s

Finish Position and metres gained



Wagga Riverina Race 6 Distance 1740m

Friday, 12 June 2026


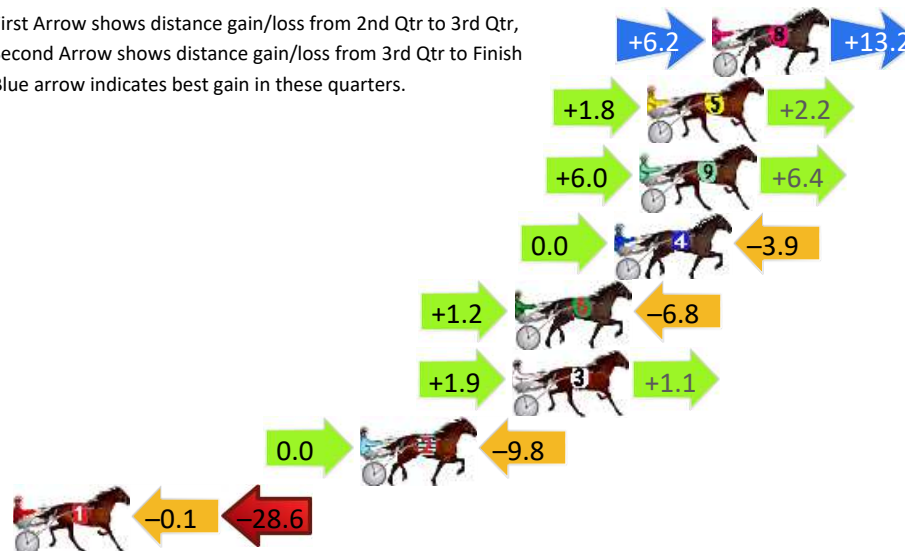
Gross Time: 2:04.70 MileRate: 1:55.30 LeadTime: 8.30s First Qtr: 28.20s Second Qtr: 31.30s Third Qtr: 29.70s Fourth Qtr: 27.20s

DATA TABLE: 800 / 400 Posi's are position from leader and (how wide the horse was at that position)

No	Horse	Plc	Mar	800 Posi	400 Posi	Time	3rd Qtr	4th Qt
8	SHARP INTEREST	1	0.0m	19.4m (1)	13.2m (3)	2:04.70	29.20s	26.27s
5	KEAYANG KAUNA	2	2.6m	6.6m (1)	4.8m (2)	2:04.89	29.55s	27.05s
9	VINCHESKA	3	2.9m	15.3m (1)	9.3m (2)	2:04.91	29.23s	26.75s
4	ALIZA HILL	4	3.9m	0.0m (0)	0.0m (0)	2:04.98	29.70s	27.48s
6	ROLLONART	5	7.9m	2.3m (1)	1.1m (1)	2:05.27	29.61s	27.69s
3	SECRETS KEPT	6	8.0m	11.0m (1)	9.1m (1)	2:05.27	29.53s	27.13s
2	ALABAMA LIONESS	7	14.1m	4.3m (0)	4.3m (0)	2:05.71	29.68s	27.91s
1	CALI MAE	8	37.4m	8.7m (0)	8.8m (0)	2:07.38	29.68s	29.26s

Finish Position and metres gained

First Arrow shows distance gain/loss from 2nd Qtr to 3rd Qtr, Second Arrow shows distance gain/loss from 3rd Qtr to Finish
Blue arrow indicates best gain in these quarters.



Visual positions in race at 2nd Quarter



Visual positions in race at 3rd Quarter



Wagga Riverina Race 7 Distance 1740m

Friday, 12 June 2026


Gross Time: 2:02.10 MileRate: 1:52.90 LeadTime: 8.30s First Qtr: 29.00s Second Qtr: 29.00s Third Qtr: 28.40s Fourth Qtr: 27.40s

DATA TABLE: 800 / 400 Posi's are position from leader and (how wide the horse was at that position)

No	Horse	Plc	Mar	800 Posi	400 Posi	Time	3rd Qtr	4th Qt
1	FAVOURED GRACE	1	0.0m	4.0m (0)	4.0m (0)	2:02.10	28.40s	27.12s
3	DONNIE MAC	2	3.3m	0.0m (0)	0.0m (0)	2:02.34	28.40s	27.64s
9	RUDIMENTARY	3	3.8m	9.1m (0)	8.4m (0)	2:02.37	28.34s	27.09s
2	THATS THE ATTITUDE	4	11.7m	12.6m (1)	10.1m (2)	2:02.94	28.21s	27.54s
6	MILLWOOD GRACE	5	12.5m	8.6m (1)	6.4m (2)	2:03.00	28.23s	27.86s
8	DORRISTOPAYTHEBIL L	6	13.3m	12.8m (0)	12.0m (0)	2:03.06	28.33s	27.53s
4	THE TALK	7	14.7m	4.4m (1)	2.3m (1)	2:03.16	28.25s	28.30s
5	YARRAMAN JOLT	8	17.0m	21.1m (1)	15.7m (2)	2:03.33	28.00s	27.54s
10	TITIWHA	9	20.0m	16.8m (1)	12.4m (3)	2:03.54	28.07s	27.98s

Finish Position and metres gained

First Arrow shows distance gain/loss from 2nd Qtr to 3rd Qtr,
Second Arrow shows distance gain/loss from 3rd Qtr to Finish
Blue arrow indicates best gain in these quarters.



800

Visual positions in race at 2nd Quarter



400

Visual positions in race at 3rd Quarter

Wagga Riverina Race 8 Distance 1740m

Friday, 12 June 2026

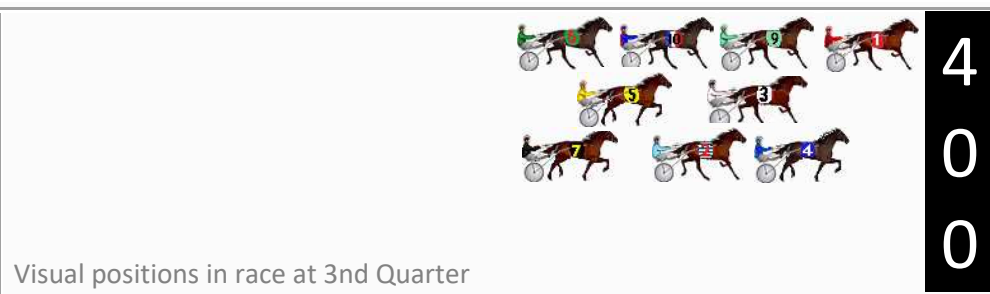

Gross Time: 2:02.50 MileRate: 1:53.30 LeadTime: 8.50s First Qtr: 28.40s Second Qtr: 28.50s Third Qtr: 29.10s Fourth Qtr: 28.00s

DATA TABLE: 800 / 400 Posi's are position from leader and (how wide the horse was at that position)

NoHorse	Plc	Mar	800 Posi	400 Posi	Time	3rd Qtr	4th Qt
7 HITCH TO HIS STAR	1	0.0m	16.8m (1)	12.1m (2)	2:02.50	28.77s	27.14s
4 MIKI LOCH	2	0.4m	4.4m (1)	2.8m (2)	2:02.53	28.99s	27.83s
2 OUR ROCKY	3	2.8m	8.6m (1)	6.9m (2)	2:02.71	28.98s	27.72s
5 LILLY LOTUS	4	3.8m	12.7m (1)	9.9m (1)	2:02.78	28.90s	27.58s
6 CAPTAIN TOM	5	4.6m	13.0m (0)	12.3m (0)	2:02.84	29.05s	27.47s
9 IM ALRITE	6	5.3m	4.2m (0)	4.2m (0)	2:02.89	29.10s	28.09s
1 YUKON BE SERIOUS	7	6.3m	0.0m (0)	0.0m (0)	2:02.96	29.10s	28.46s
10 VIN NUMBER	8	8.9m	8.2m (0)	8.2m (0)	2:03.16	29.10s	28.08s
3 VIEW THE ART	9	47.5m	1.6m (2)	4.7m (1)	2:06.00	29.31s	31.17s

Finish Position and metres gained

First Arrow shows distance gain/loss from 2nd Qtr to 3rd Qtr, Second Arrow shows distance gain/loss from 3rd Qtr to Finish. Blue arrow indicates best gain in these quarters.



Wagga Riverina Race 9 Distance 1740m

Friday, 12 June 2026


Gross Time: 2:00.00 MileRate: 1:50.90 LeadTime: 8.40s First Qtr: 28.30s Second Qtr: 28.60s Third Qtr: 27.40s Fourth Qtr: 27.30s

DATA TABLE: 800 / 400 Posi's are position from leader and (how wide the horse was at that position)

NoHorse	Plc	Mar	800 Posi	400 Posi	Time	3rd Qtr	4th Qt
7 HOLLYWOOD STRIP	1	0.0m	0.0m (0)	0.0m (0)	2:00.00	27.40s	27.30s
6 KIMCANDO	2	13.3m	15.1m (1)	15.3m (1)	2:00.96	27.41s	27.22s
3 NOVANTA RISING	3	14.6m	4.7m (0)	7.7m (0)	2:01.05	27.60s	27.83s
4 MESSAGE BANK	4	15.1m	20.9m (0)	21.8m (0)	2:01.09	27.46s	26.91s
8 HES FROM HEAVEN	5	16.3m	10.7m (1)	9.4m (1)	2:01.17	27.31s	27.83s
5 MESSERATI	6	16.6m	19.1m (1)	19.3m (1)	2:01.19	27.41s	27.18s
2 JUST ROLLYOUROWN	7	18.3m	15.0m (0)	16.8m (0)	2:01.32	27.52s	27.48s
1 OUR REBEL YELL	8	18.5m	10.0m (0)	12.4m (0)	2:01.33	27.56s	27.79s

Finish Position and metres gained

First Arrow shows distance gain/loss from 2nd Qtr to 3rd Qtr, Second Arrow shows distance gain/loss from 3rd Qtr to Finish
Blue arrow indicates best gain in these quarters.



8
0
0

Visual positions in race at 2nd Quarter



4
0
0

Visual positions in race at 3rd Quarter

