

Menangle Race 1 Distance 2300m

Saturday, 13 June 2026




Gross Time: 2:41.20 MileRate: 1:52.80 LeadTime: 46.50s First Qtr: 30.60s Second Qtr: 28.40s Third Qtr: 27.80s Fourth Qtr: 27.90s

DATA TABLE: 800 / 400 Posi's are position from leader and (how wide the horse was at that position)

No	Horse	Plc	Mar	800 Posi	400 Posi	Time	3rd Qtr	4th Qt
11	IM THE FALCON	1	0.0m	12.9m (1)	10.4m (3)	2:41.20	27.63s	27.18s
4	DOUBLE IT HARRY	2	6.1m	12.2m (0)	14.3m (2)	2:41.65	27.95s	27.36s
6	SOUTH SEAS ROCK	3	8.1m	4.4m (0)	4.8m (1)	2:41.79	27.83s	28.16s
5	HUTA	4	8.5m	0.0m (0)	0.0m (0)	2:41.82	27.80s	28.52s
1	MIKE ROSS	5	10.3m	8.4m (0)	8.9m (1)	2:41.96	27.83s	28.04s
7	LOYALIST	6	11.4m	16.5m (0)	17.5m (1)	2:42.04	27.87s	27.52s
8	UNFAZED	7	11.9m	16.6m (1)	15.1m (3)	2:42.07	27.69s	27.73s
9	CRAFTMANS CHARLIE	8	12.5m	20.4m (1)	18.3m (2)	2:42.12	27.66s	27.55s
3	HAVEYOUCHECKEDIN	9	20.9m	8.8m (1)	7.1m (2)	2:42.73	27.68s	28.95s
10	JAY OK	10	24.9m	25.3m (1)	22.7m (1)	2:43.03	27.63s	28.15s

Finish Position and metres gained

First Arrow shows distance gain/loss from 2nd Qtr to 3rd Qtr,
Second Arrow shows distance gain/loss from 3rd Qtr to Finish
Blue arrow indicates best gain in these quarters.



Menangle Race 2 Distance 1609m

Saturday, 13 June 2026


Gross Time: 1:51.40 MileRate: 1:51.40 LeadTime: 0.00s First Qtr: 27.50s Second Qtr: 28.70s Third Qtr: 28.40s Fourth Qtr: 26.80s

DATA TABLE: 800 / 400 Posi's are position from leader and (how wide the horse was at that position)

No	Horse	Plc	Mar	800 Posi	400 Posi	Time	3rd Qtr	4th Qt
3	SOHO CHARMER	1	0.0m	0.2m (0)	0.0m (0)	1:51.40	28.39s	26.80s
1	PETES CRUNCH TIME	2	8.4m	4.1m (0)	4.1m (0)	1:51.99	28.39s	27.11s
8	ISLA ROCHELLE	3	8.7m	12.6m (0)	12.8m (0)	1:52.01	28.39s	26.53s
5	RIVERA LOU	4	9.7m	8.4m (0)	7.9m (0)	1:52.09	28.35s	26.95s
6	OUTSIDE FIGHTER	5	11.3m	3.7m (1)	6.8m (2)	1:52.20	28.61s	27.13s
4	MONTEFIORE	6	11.7m	0.0m (1)	2.0m (1)	1:52.23	28.53s	27.49s
9	ENJABONARLO	7	12.4m	15.3m (1)	7.6m (3)	1:52.28	27.84s	27.15s
10	TUKAHA	8	12.6m	17.7m (0)	17.3m (2)	1:52.29	28.34s	26.50s
2	MR TEDDY	9	19.6m	11.3m (1)	13.0m (2)	1:52.78	28.49s	27.30s
7	PURE GRUNT	10	21.5m	7.4m (1)	9.5m (1)	1:52.92	28.53s	27.66s

Finish Position and metres gained

First Arrow shows distance gain/loss from 2nd Qtr to 3rd Qtr,
Second Arrow shows distance gain/loss from 3rd Qtr to Finish
Blue arrow indicates best gain in these quarters.



800

Visual positions in race at 2nd Quarter



400

Visual positions in race at 3rd Quarter



Powered by



Harness Analyser

Sectional Analysis Software

Not just form | Free Trial

www.facebook.com/PJHarnessRacing



RISE Digital, Harness Racing Australia nor the provider accepts any responsibility for the completeness or accuracy of any of the information contained herein, and makes no representations about its suitability for any particular purpose. Users should make their own judgements about those matters and/or seek independent advice. You assume all risks associated with use of data provided on this page

Menangle Race 3 Distance 2300m

Saturday, 13 June 2026

Gross Time: 2:40.20 MileRate: 1:52.10 LeadTime: 46.90s First Qtr: 28.80s Second Qtr: 29.30s Third Qtr: 27.40s Fourth Qtr: 27.80s

DATA TABLE: 800 / 400 Posi's are position from leader and (how wide the horse was at that position)

NoHorse	Plc	Mar	800 Posi	400 Posi	Time	3rd Qtr	4th Qt
9 UBETCHA TIGERPIE	1	0.0m	8.6m (1)	7.8m (1)	2:40.20	27.35s	27.27s
7 DOUBLE LOU	2	1.8m	4.1m (0)	4.1m (0)	2:40.33	27.40s	27.65s
11 MARKETPLACE	3	3.3m	4.8m (1)	3.7m (1)	2:40.44	27.33s	27.79s
4 SEASIDER	4	3.5m	16.5m (0)	16.0m (0)	2:40.46	27.38s	26.96s
5 PERFECT STRIDE	5	5.7m	12.5m (1)	11.3m (1)	2:40.62	27.33s	27.44s
3 CLASSIC MISSION	6	8.2m	12.6m (0)	12.3m (0)	2:40.80	27.38s	27.56s
10 HI MANAMEISJEFF	7	8.3m	0.0m (0)	0.0m (0)	2:40.81	27.40s	28.41s
6 BAINBRIDGE	8	9.8m	16.6m (1)	15.4m (1)	2:40.92	27.33s	27.46s
2 RAVISHING SLOY	9	15.9m	8.5m (0)	8.2m (0)	2:41.36	27.38s	28.40s


Finish Position and metres gained

First Arrow shows distance gain/loss from 2nd Qtr to 3rd Qtr, Second Arrow shows distance gain/loss from 3rd Qtr to Finish Blue arrow indicates best gain in these quarters.



800

Visual positions in race at 2nd Quarter



400

Visual positions in race at 3rd Quarter



Menangle Race 4 Distance 1609m




Saturday, 13 June 2026

Gross Time: 1:50.30 MileRate: 1:50.30 LeadTime: 0.00s First Qtr: 26.70s Second Qtr: 28.70s Third Qtr: 27.20s Fourth Qtr: 27.70s

DATA TABLE: 800 / 400 Posi's are position from leader and (how wide the horse was at that position)

No	Horse	Plc	Mar	800 Posi	400 Posi	Time	3rd Qtr	4th Qt
7	JACKS ULTIMATE FURY	1	0.0m	6.3m (1)	2.3m (1)	1:50.30	26.93s	27.55s
5	SAINT CRUSADER	2	4.9m	0.0m (0)	0.0m (0)	1:50.66	27.20s	28.06s
11	LOUIE LOU I	3	8.4m	28.5m (1)	25.6m (2)	1:50.91	27.02s	26.56s
1	MAC BON	4	8.7m	4.2m (0)	6.5m (0)	1:50.93	27.36s	27.89s
9	ULTIMATE CRUZA	5	9.6m	18.3m (0)	20.1m (1)	1:51.00	27.33s	27.03s
10	VINCENZO	6	10.9m	24.1m (1)	26.4m (3)	1:51.09	27.37s	26.69s
6	JETTER SON	7	13.0m	19.9m (1)	22.3m (3)	1:51.25	27.37s	27.13s
2	LETS TURN IT ON	8	18.5m	11.1m (1)	9.6m (1)	1:51.65	27.11s	28.39s
4	SUNSET STRIDE	9	20.4m	15.8m (1)	19.2m (2)	1:51.79	27.44s	27.88s
3	SOHO PARK AVENUE	10	28.1m	14.2m (0)	15.3m (0)	1:52.35	27.28s	28.71s

Finish Position and metres gained



Menangle Race 5 Distance 1609m

Saturday, 13 June 2026

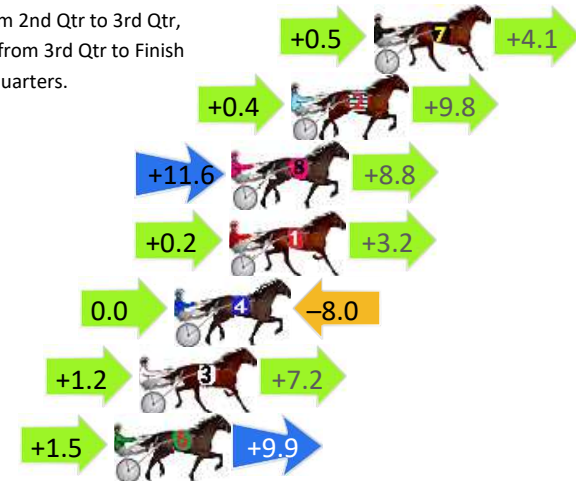
Gross Time: 1:50.10 MileRate: 1:50.10 LeadTime: 0.00s First Qtr: 26.40s Second Qtr: 28.70s Third Qtr: 28.10s Fourth Qtr: 26.90s

DATA TABLE: 800 / 400 Posi's are position from leader and (how wide the horse was at that position)

No	Horse	Plc	Mar	800 Posi	400 Posi	Time	3rd Qtr	4th Qt
7	TOKYO ROSE	1	0.0m	4.6m (0)	4.1m (0)	1:50.10	28.06s	26.62s
2	MISSAUDACIOUS	2	3.3m	13.5m (0)	13.1m (1)	1:50.33	28.05s	26.24s
8	STENO	3	5.7m	26.1m (0)	14.5m (2)	1:50.50	27.27s	26.32s
1	LUX AETERNA	4	5.8m	9.2m (0)	9.0m (1)	1:50.51	28.07s	26.70s
4	SUGAR PIE HONEY	5	8.0m	0.0m (0)	0.0m (0)	1:50.67	28.10s	27.47s
3	NAMAKA	6	9.4m	17.8m (0)	16.6m (1)	1:50.77	27.99s	26.43s
6	SNAP SHOT	7	10.4m	21.8m (0)	20.3m (2)	1:50.84	27.97s	26.25s

Finish Position and metres gained

First Arrow shows distance gain/loss from 2nd Qtr to 3rd Qtr,
Second Arrow shows distance gain/loss from 3rd Qtr to Finish
Blue arrow indicates best gain in these quarters.



800

Visual positions in race at 2nd Quarter



400

Visual positions in race at 3rd Quarter



Menangle Race 6 Distance 2300m

Saturday, 13 June 2026


Gross Time: 2:51.00 MileRate: 1:59.20 LeadTime: 54.60s First Qtr: 28.50s Second Qtr: 30.50s Third Qtr: 28.80s Fourth Qtr: 28.60s

DATA TABLE: 800 / 400 Posi's are position from leader and (how wide the horse was at that position)

No	Horse	Plc	Mar	800 Posi	400 Posi	Time	3rd Qtr	4th Qt
8	YOUR MAJESTY	1	0.0m	8.1m (1)	8.8m (2)	2:51.00	28.85s	27.97s
7	PESCO POLLO	2	2.5m	12.0m (1)	12.7m (2)	2:51.19	28.85s	27.88s
9	COURAGE STRIDE	3	3.5m	4.2m (1)	4.7m (1)	2:51.26	28.83s	28.53s
10	I AM HELLBOUND	4	9.3m	16.2m (1)	13.5m (3)	2:51.70	28.60s	28.34s
11	SPEEDY LOVER	5	10.4m	0.0m (1)	0.0m (0)	2:51.78	28.80s	29.38s
5	JUNGLE EYES	6	12.0m	13.6m (0)	15.3m (1)	2:51.90	28.92s	28.41s
12	TORO STRIDE	7	13.1m	22.5m (0)	23.3m (0)	2:51.98	28.85s	27.92s
2	THEBESTBOURBON	8	15.4m	18.1m (0)	19.1m (0)	2:52.16	28.87s	28.40s
4	LEAF STRIDE	9	21.2m	20.4m (1)	20.0m (2)	2:52.59	28.77s	28.76s
6	SUNNY GEE	10	27.3m	9.1m (0)	14.0m (0)	2:53.05	29.15s	29.65s
3	LOTUS LOUISE	11	30.8m	0.2m (0)	5.3m (0)	2:53.31	29.17s	30.53s

Finish Position and metres gained

First Arrow shows distance gain/loss from 2nd Qtr to 3rd Qtr, Second Arrow shows distance gain/loss from 3rd Qtr to Finish Blue arrow indicates best gain in these quarters.



800

Visual positions in race at 2nd Quarter



400

Visual positions in race at 3rd Quarter



Menangle Race 7 Distance 1609m

Saturday, 13 June 2026


Gross Time: 1:55.50 MileRate: 1:55.50 LeadTime: 0.00s First Qtr: 27.50s Second Qtr: 30.90s Third Qtr: 28.60s Fourth Qtr: 28.50s

DATA TABLE: 800 / 400 Posi's are position from leader and (how wide the horse was at that position)

No	Horse	Plc	Mar	800 Posi	400 Posi	Time	3rd Qtr	4th Qt
7	SWINGING QUEEN	1	0.0m	8.3m (1)	5.5m (2)	1:55.50	28.40s	28.11s
10	SOPHIES WISH	2	0.2m	12.2m (1)	9.1m (3)	1:55.51	28.37s	27.87s
8	PEACHESNCREAM	3	0.5m	0.0m (0)	0.0m (0)	1:55.54	28.60s	28.54s
6	PAIGES BOULDER	4	1.7m	16.2m (1)	12.2m (2)	1:55.63	28.32s	27.76s
4	MAC TILLY	5	11.2m	4.5m (0)	4.0m (0)	1:56.34	28.56s	29.06s
2	THE SHOWGIRL	6	12.0m	12.9m (0)	12.0m (1)	1:56.40	28.53s	28.54s
3	DARK VELOCITY	7	23.0m	18.0m (0)	18.6m (0)	1:57.22	28.64s	28.90s
1	COCTEAU DIAMOND	8	23.2m	9.0m (0)	7.9m (0)	1:57.24	28.52s	29.68s
9	DOUBLE CLICK	9	26.9m	23.6m (0)	19.4m (1)	1:57.51	28.29s	29.14s
5	IDEALLY SWEET	10	28.0m	3.8m (1)	1.3m (1)	1:57.60	28.43s	30.50s


Finish Position and metres gained

First Arrow shows distance gain/loss from 2nd Qtr to 3rd Qtr, Second Arrow shows distance gain/loss from 3rd Qtr to Finish
Blue arrow indicates best gain in these quarters.



800

Visual positions in race at 2nd Quarter



400

Visual positions in race at 3rd Quarter



Menangle Race 8 Distance 2300m

Saturday, 13 June 2026



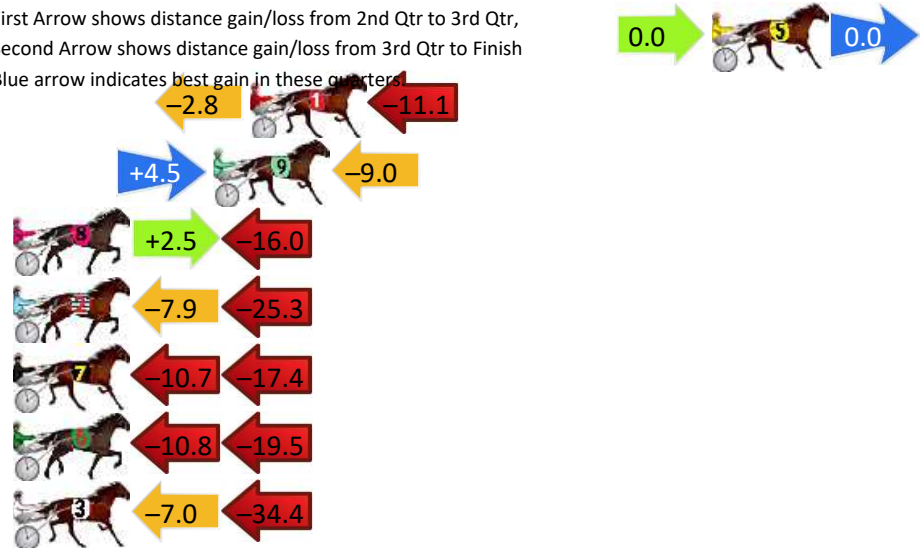
Gross Time: 2:49.00 MileRate: 1:58.20 LeadTime: 51.80s First Qtr: 30.60s Second Qtr: 29.90s Third Qtr: 28.20s Fourth Qtr: 28.50s

DATA TABLE: 800 / 400 Posi's are position from leader and (how wide the horse was at that position)

No	Horse	Plc	Mar	800 Posi	400 Posi	Time	3rd Qtr	4th Qt
5	SUPERIOR STRIDE	1	0.0m	0.0m (0)	0.0m (0)	2:49.00	28.20s	28.50s
1	PURPLE MOON	2	18.5m	4.6m (0)	7.4m (0)	2:50.38	28.40s	29.36s
9	GLADIATRIX	3	20.0m	15.5m (1)	11.0m (1)	2:50.50	27.89s	29.22s
8	CEE CEE IN PARIS	4	32.1m	18.6m (0)	16.1m (1)	2:51.40	28.03s	29.77s
2	IM DREAMING	5	42.3m	9.1m (0)	17.0m (0)	2:52.17	28.76s	30.47s
7	DESIRING DIAMONDS	6	42.4m	14.3m (0)	25.0m (0)	2:52.17	28.96s	29.91s
6	WHAT THE TOOTH	7	52.4m	22.1m (1)	32.9m (0)	2:52.92	28.97s	30.10s
3	LONELY ROAD	8	100.2m	58.8m (0)	65.8m (0)	2:56.50	28.72s	31.36s

Finish Position and metres gained

First Arrow shows distance gain/loss from 2nd Qtr to 3rd Qtr, Second Arrow shows distance gain/loss from 3rd Qtr to Finish
Blue arrow indicates best gain in these quarters



Menangle Race 9 Distance 1609m

Saturday, 13 June 2026

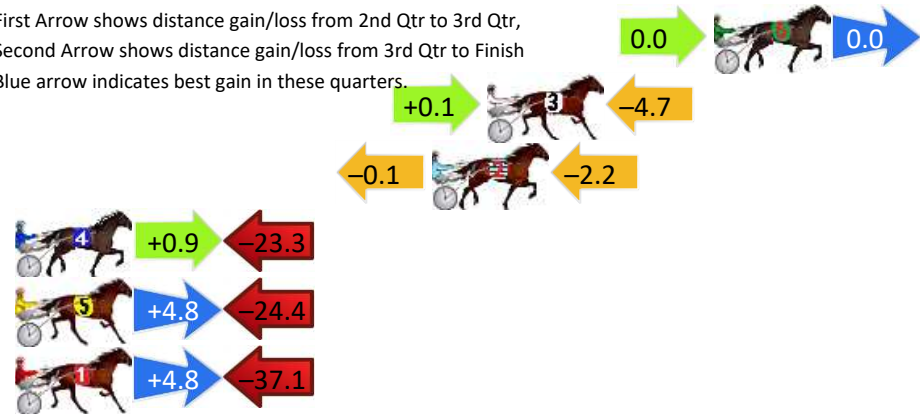
Gross Time: 1:53.40 MileRate: 1:53.40 LeadTime: 0.00s First Qtr: 27.30s Second Qtr: 31.00s Third Qtr: 28.70s Fourth Qtr: 26.40s

DATA TABLE: 800 / 400 Posi's are position from leader and (how wide the horse was at that position)

NoHorse	Plc	Mar	800 Posi	400 Posi	Time	3rd Qtr	4th Qt
6 DON HUNTER	1	0.0m	0.0m (0)	0.0m (0)	1:53.40	28.70s	26.40s
3 REVVIN REYNARD	2	9.1m	4.5m (0)	4.4m (0)	1:54.03	28.68s	26.73s
2 WICKED MOTION	3	11.3m	9.0m (0)	9.1m (0)	1:54.19	28.68s	26.57s
4 OUR MAIN MAN	4	37.3m	14.9m (0)	14.0m (0)	1:56.00	28.60s	28.04s
5 SPECIALS POSTER	5	39.8m	20.2m (0)	15.4m (1)	1:56.17	28.31s	28.12s
1 LOCHINVAR JAZZ	6	57.0m	24.7m (0)	19.9m (0)	1:57.37	28.30s	29.01s

Finish Position and metres gained

First Arrow shows distance gain/loss from 2nd Qtr to 3rd Qtr,
Second Arrow shows distance gain/loss from 3rd Qtr to Finish
Blue arrow indicates best gain in these quarters.



8
0
0

Visual positions in race at 2nd Quarter



4
0
0

Visual positions in race at 3rd Quarter



Menangle Race 10 Distance 1609m

Saturday, 13 June 2026

Gross Time: 1:50.80 MileRate: 1:50.80 LeadTime: 0.00s First Qtr: 27.40s Second Qtr: 28.50s Third Qtr: 27.40s Fourth Qtr: 27.60s

DATA TABLE: 800 / 400 Posi's are position from leader and (how wide the horse was at that position)

No	Horse	Plc	Mar	800 Posi	400 Posi	Time	3rd Qtr	4th Qt
2	OUR ROCKER	1	0.0m	4.4m (0)	4.1m (0)	1:50.80	27.38s	27.32s
7	WAMBOYNEINAMERICA	2	4.4m	8.1m (1)	8.9m (2)	1:51.12	27.46s	27.31s
5	PARTY CENTRAL	3	6.3m	0.0m (0)	0.0m (0)	1:51.26	27.40s	28.06s
3	RAGING WHITEBAIT	4	7.3m	12.9m (0)	12.3m (0)	1:51.33	27.36s	27.29s
1	TITIAN RAIDER	5	8.3m	8.5m (0)	8.2m (0)	1:51.40	27.38s	27.64s
8	CASH AND BLING	6	10.6m	17.6m (0)	17.8m (1)	1:51.57	27.41s	27.16s
9	SPIRIT OF ARION	7	10.7m	16.9m (1)	17.6m (3)	1:51.58	27.45s	27.17s
6	I BET YOU	8	11.5m	12.5m (1)	12.7m (2)	1:51.64	27.42s	27.57s
10	LAYDEN	9	12.4m	21.6m (1)	21.7m (3)	1:51.70	27.41s	27.02s
4	GUILTY PARTY	10	12.8m	3.9m (1)	4.3m (1)	1:51.73	27.43s	28.24s


Finish Position and metres gained

First Arrow shows distance gain/loss from 2nd Qtr to 3rd Qtr, Second Arrow shows distance gain/loss from 3rd Qtr to Finish
Blue arrow indicates best gain in these quarters.



800

Visual positions in race at 2nd Quarter



400

Visual positions in race at 3rd Quarter

