

Newcastle Race 1 Distance 1609m

Monday, 15 June 2026

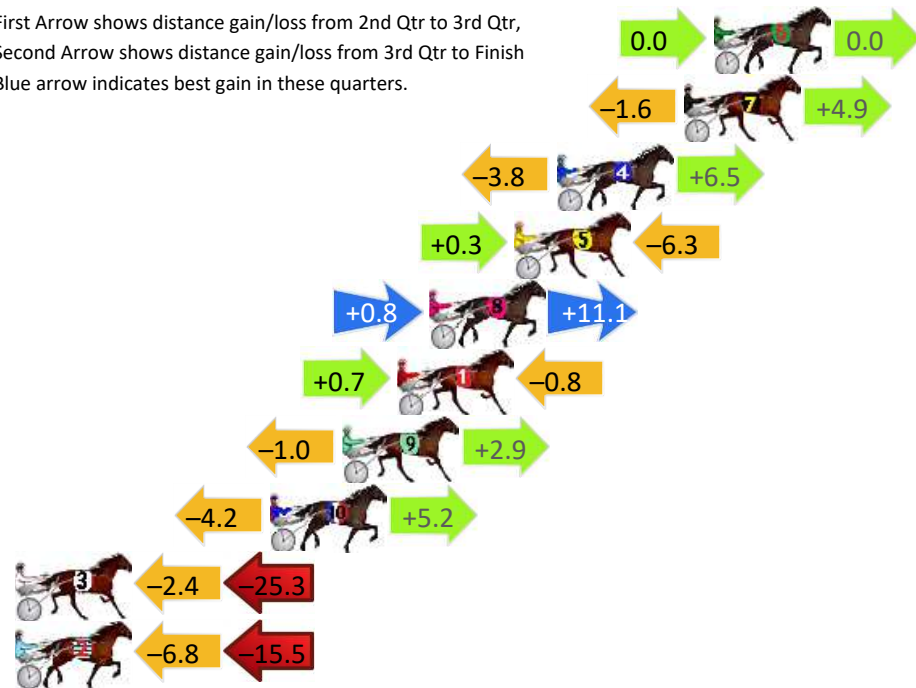
Gross Time: 1:55.30 MileRate: 1:55.30 LeadTime: 0.00s First Qtr: 28.30s Second Qtr: 29.00s Third Qtr: 28.70s Fourth Qtr: 29.30s

DATA TABLE: 800 / 400 Posi's are position from leader and (how wide the horse was at that position)

No	Horse	Plc	Mar	800 Posi	400 Posi	Time	3rd Qtr	4th Qt
6	SAPPHIRESNDIAMONDS	1	0.0m	0.0m (0)	0.0m (0)	1:55.30	28.70s	29.30s
7	BREXITT	2	1.2m	4.5m (0)	6.1m (0)	1:55.39	28.82s	28.95s
4	ROCKNROLL TONY	3	6.3m	9.0m (0)	12.8m (1)	1:55.78	28.98s	28.86s
5	HASLER	4	8.0m	2.0m (1)	1.7m (1)	1:55.91	28.68s	29.79s
8	EYES BEEN PATIENT	5	11.4m	23.3m (1)	22.5m (0)	1:56.18	28.66s	28.56s
1	DREAM TO DANCE	6	12.7m	12.6m (0)	11.9m (0)	1:56.28	28.66s	29.42s
9	GALVARINO	7	14.9m	16.8m (0)	17.8m (0)	1:56.44	28.78s	29.16s
10	BO DUKE	8	17.8m	18.8m (1)	23.0m (2)	1:56.67	29.02s	29.01s
3	OLLIE ONE SHOT	9	33.6m	5.9m (1)	8.3m (1)	1:57.88	28.88s	31.28s
2	THREE PARTS GREY	10	34.9m	12.6m (1)	19.4m (1)	1:57.98	29.20s	30.58s

Finish Position and metres gained

First Arrow shows distance gain/loss from 2nd Qtr to 3rd Qtr, Second Arrow shows distance gain/loss from 3rd Qtr to Finish
Blue arrow indicates best gain in these quarters.



800

Visual positions in race at 2nd Quarter



400

Visual positions in race at 3rd Quarter



Newcastle Race 2 Distance 1609m

Monday, 15 June 2026

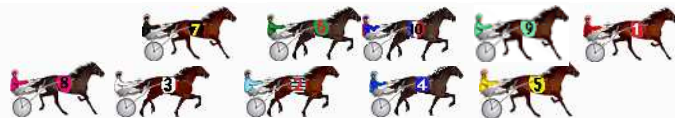

Gross Time: 1:59.30 MileRate: 1:59.30 LeadTime: 0.00s First Qtr: 29.50s Second Qtr: 31.70s Third Qtr: 29.10s Fourth Qtr: 29.00s

DATA TABLE: 800 / 400 Posi's are position from leader and (how wide the horse was at that position)

No	Horse	Plc	Mar	800 Posi	400 Posi	Time	3rd Qtr	4th Qt
10	ROOBEE	1	0.0m	8.9m (0)	8.0m (0)	1:59.30	29.04s	28.42s
1	SLICK AND SUAVE	2	2.4m	0.0m (0)	0.0m (0)	1:59.48	29.10s	29.18s
8	THRIPENNY	3	5.2m	23.0m (1)	13.3m (2)	1:59.70	28.40s	28.44s
5	ADDED VALUE	4	5.4m	4.2m (1)	3.3m (1)	1:59.71	29.04s	29.17s
7	SHALAMAR MISS	5	5.8m	17.7m (0)	16.9m (0)	1:59.74	29.04s	28.22s
4	RECKLESS CONVICT	6	5.9m	8.6m (1)	7.8m (1)	1:59.75	29.04s	28.89s
2	POPS SECRET	7	6.6m	13.6m (1)	12.7m (1)	1:59.80	29.04s	28.58s
9	CAROLSDIAMOND	8	6.7m	4.4m (0)	4.2m (0)	1:59.81	29.08s	29.21s
6	CAPTAIN WILL	9	7.8m	12.7m (0)	11.6m (0)	1:59.89	29.02s	28.75s
3	MISS ADONIS	10	15.2m	18.8m (1)	9.4m (2)	2:00.46	28.42s	29.48s

Finish Position and metres gained

First Arrow shows distance gain/loss from 2nd Qtr to 3rd Qtr, Second Arrow shows distance gain/loss from 3rd Qtr to Finish
Blue arrow indicates best gain in these quarters.



800

Visual positions in race at 2nd Quarter



400

Visual positions in race at 3rd Quarter

Newcastle Race 3 Distance 1609m

Monday, 15 June 2026



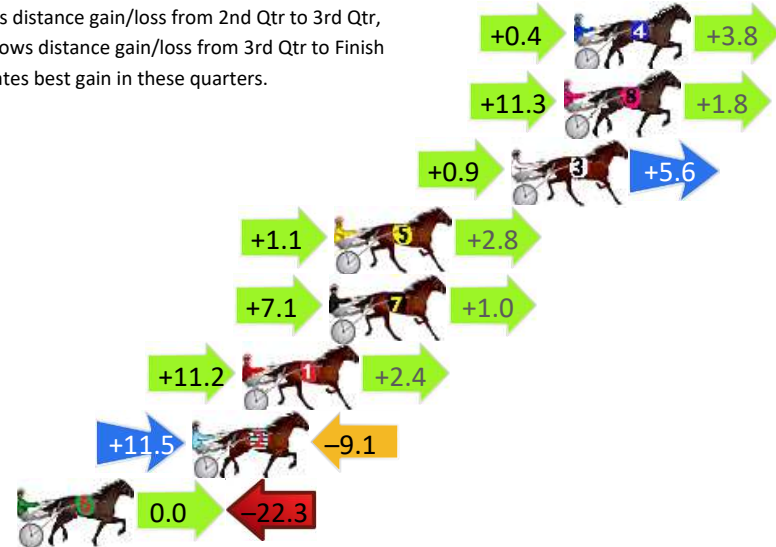
Gross Time: 1:57.60 MileRate: 1:57.60 LeadTime: 0.00s First Qtr: 27.30s Second Qtr: 30.80s Third Qtr: 30.50s Fourth Qtr: 29.00s

DATA TABLE: 800 / 400 Posi's are position from leader and (how wide the horse was at that position)

No	Horse	Plc	Mar	800 Posi	400 Posi	Time	3rd Qtr	4th Qt
4	LETS FLY WITH ME	1	0.0m	4.2m (0)	3.8m (0)	1:57.60	30.46s	28.72s
8	BEE MY LOVER	2	0.4m	13.5m (1)	2.2m (1)	1:57.63	29.64s	28.87s
3	MY MCLAREN	3	2.5m	9.0m (0)	8.1m (0)	1:57.79	30.42s	28.59s
5	DAZZLING GEMS	4	9.6m	13.5m (0)	12.4m (0)	1:58.33	30.40s	28.81s
7	EXECUTIVEDECISIONS	5	9.8m	17.9m (0)	10.8m (1)	1:58.35	29.94s	28.95s
1	SPELL CHECK	6	13.3m	26.9m (0)	15.7m (1)	1:58.61	29.62s	28.85s
2	NEVER KNOW SPARKY	7	15.3m	17.7m (1)	6.2m (1)	1:58.76	29.62s	29.70s
6	NEEDING TAY TAY	8	22.3m	0.0m (0)	0.0m (0)	1:59.30	30.50s	30.70s

Finish Position and metres gained

First Arrow shows distance gain/loss from 2nd Qtr to 3rd Qtr, Second Arrow shows distance gain/loss from 3rd Qtr to Finish
Blue arrow indicates best gain in these quarters.



Newcastle Race 4 Distance 1609m

Monday, 15 June 2026



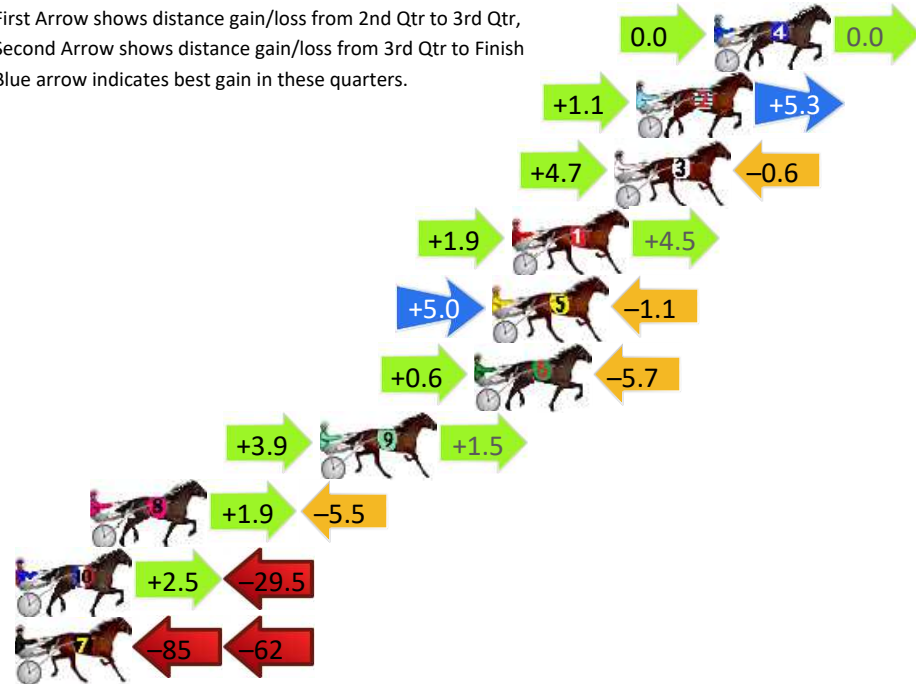
Gross Time: 1:55.30 MileRate: 1:55.30 LeadTime: 0.00s First Qtr: 27.20s Second Qtr: 30.40s Third Qtr: 28.90s Fourth Qtr: 28.80s

DATA TABLE: 800 / 400 Posi's are position from leader and (how wide the horse was at that position)

No	Horse	Plc	Mar	800 Posi	400 Posi	Time	3rd Qtr	4th Qt
4	UNJUST ENRICHMENT	1	0.0m	0.0m (0)	0.0m (0)	1:55.30	28.90s	28.80s
2	GORDONS GHOST	2	3.1m	9.5m (0)	8.4m (0)	1:55.53	28.82s	28.43s
3	MISKA	3	4.0m	8.1m (1)	3.4m (1)	1:55.60	28.56s	28.86s
1	MAKEAWISH	4	8.1m	14.5m (0)	12.6m (0)	1:55.91	28.76s	28.51s
5	SURREAL SKYFALL	5	8.9m	12.8m (1)	7.8m (1)	1:55.97	28.54s	28.91s
6	LOCHINVAR COOGEE	6	9.6m	4.5m (0)	3.9m (0)	1:56.03	28.86s	29.25s
9	MAIN BEACH	7	15.8m	21.2m (0)	17.3m (0)	1:56.49	28.62s	28.75s
8	KINGS CASTLE	8	25.0m	21.4m (1)	19.5m (1)	1:57.19	28.76s	29.29s
10	ELSIE BELLE	9	44.0m	17.0m (1)	14.5m (1)	1:58.63	28.72s	31.09s
7	RIVER WASH	10	181.8m	35.6m (0)	120.5m (0)	2:09.04	34.98s	33.90s

Finish Position and metres gained

First Arrow shows distance gain/loss from 2nd Qtr to 3rd Qtr, Second Arrow shows distance gain/loss from 3rd Qtr to Finish. Blue arrow indicates best gain in these quarters.



Newcastle Race 5 Distance 1609m

Monday, 15 June 2026


Gross Time: 1:56.50 MileRate: 1:56.50 LeadTime: 0.00s First Qtr: 28.20s Second Qtr: 31.70s Third Qtr: 28.20s Fourth Qtr: 28.40s

DATA TABLE: 800 / 400 Posi's are position from leader and (how wide the horse was at that position)

No	Horse	Plc	Mar	800 Posi	400 Posi	Time	3rd Qtr	4th Qt
5	GIRLSGOTCURLS	1	0.0m	9.7m (0)	10.2m (0)	1:56.50	28.24s	27.68s
4	MICKEY BE NIMBLE	2	4.0m	3.1m (1)	1.4m (1)	1:56.80	28.08s	28.60s
9	DANCING WITH MY EX	3	4.1m	5.1m (0)	5.7m (0)	1:56.81	28.24s	28.31s
1	LETSGETROWDY	4	5.1m	0.0m (0)	0.0m (0)	1:56.88	28.20s	28.78s
10	UNIT FORTY ONE	5	5.9m	12.3m (1)	10.8m (1)	1:56.94	28.10s	28.08s
6	ESPERANZA	6	5.9m	16.3m (1)	14.8m (1)	1:56.94	28.10s	27.80s
2	HEEZ REASONABLE	7	6.5m	7.7m (1)	6.8m (1)	1:56.98	28.14s	28.40s
3	WATCH AFRICANDANCE	8	17.4m	20.6m (1)	19.9m (1)	1:57.80	28.16s	28.30s
7	BLACKMIRRA	9	19.2m	20.6m (0)	24.5m (1)	1:57.93	28.48s	28.11s
8	SMOOTH ROLLING	10	62.2m	14.8m (0)	21.0m (0)	2:01.14	28.64s	31.56s

Finish Position and metres gained

First Arrow shows distance gain/loss from 2nd Qtr to 3rd Qtr, Second Arrow shows distance gain/loss from 3rd Qtr to Finish
Blue arrow indicates best gain in these quarters.



800

Visual positions in race at 2nd Quarter



400

Visual positions in race at 3rd Quarter



Newcastle Race 6 Distance 1609m

Monday, 15 June 2026

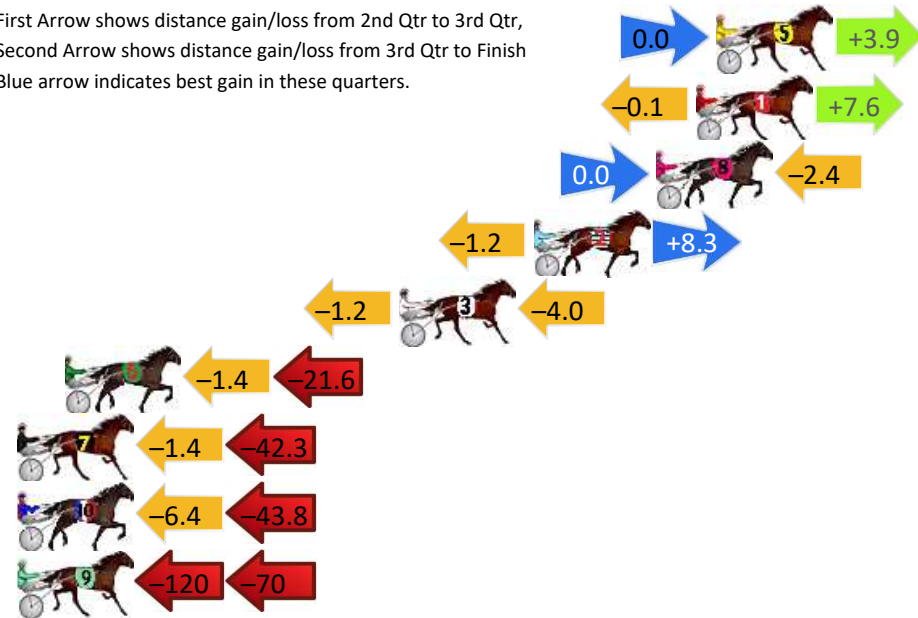
Gross Time: 1:55.30 MileRate: 1:55.30 LeadTime: 0.00s First Qtr: 27.00s Second Qtr: 30.60s Third Qtr: 29.00s Fourth Qtr: 28.70s

DATA TABLE: 800 / 400 Posi's are position from leader and (how wide the horse was at that position)

NoHorse	Plc	Mar	800 Posi	400 Posi	Time	3rd Qtr	4th Qt
5 XTRAVAGANT MAN	1	0.0m	3.9m (0)	3.9m (0)	1:55.30	29.00s	28.42s
1 CEEJAY HAICH	2	0.8m	8.3m (0)	8.4m (0)	1:55.36	29.00s	28.16s
8 TENNESSEE KID	3	2.4m	0.0m (0)	0.0m (0)	1:55.48	29.00s	28.88s
2 REASONABLY SWEET	4	7.3m	14.4m (0)	15.6m (0)	1:55.85	29.08s	28.13s
3 SO CAN EYE	5	12.7m	7.5m (1)	8.7m (1)	1:56.26	29.08s	29.04s
6 FOR THREE REASONS	6	26.1m	3.1m (1)	4.5m (1)	1:57.27	29.10s	30.35s
7 KERVONBEL	7	55.1m	11.4m (1)	12.8m (1)	1:59.45	29.10s	31.93s
10 HOGES MEMORIES	8	55.2m	5.0m (2)	11.4m (2)	1:59.46	29.46s	32.04s
9 SUMMER SCHOOL	9	209.2m	19.4m (0)	139.4m (0)	2:11.06	37.60s	34.46s


Finish Position and metres gained

First Arrow shows distance gain/loss from 2nd Qtr to 3rd Qtr, Second Arrow shows distance gain/loss from 3rd Qtr to Finish
Blue arrow indicates best gain in these quarters.



800

Visual positions in race at 2nd Quarter



400

Visual positions in race at 3rd Quarter

Newcastle Race 8 Distance 1609m

Monday, 15 June 2026

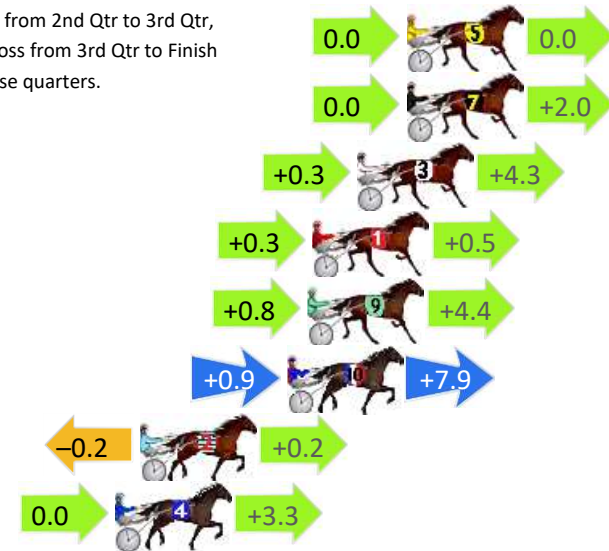
Gross Time: 1:54.10 MileRate: 1:54.10 LeadTime: 0.00s First Qtr: 28.10s Second Qtr: 30.10s Third Qtr: 27.90s Fourth Qtr: 28.00s

DATA TABLE: 800 / 400 Posi's are position from leader and (how wide the horse was at that position)

NoHorse	Plc	Mar	800 Posi	400 Posi	Time	3rd Qtr	4th Qt
5 TIME TO DANCE	1	0.0m	0.0m (0)	0.0m (0)	1:54.10	27.90s	28.00s
7 ULTIMATE RHAPSODY	1	0.0m	2.0m (1)	2.0m (1)	1:54.10	27.90s	27.86s
3 BODYLINE	3	2.0m	6.6m (1)	6.3m (1)	1:54.25	27.88s	27.71s
1 THE EYE IN THE SKY	4	3.8m	4.6m (0)	4.3m (0)	1:54.38	27.88s	27.98s
9 ZEN MASTER	5	4.0m	9.2m (0)	8.4m (0)	1:54.39	27.84s	27.71s
10 AVENGER	6	4.8m	13.6m (0)	12.7m (0)	1:54.45	27.84s	27.47s
2 GOTTADOBETTOR	7	10.7m	10.7m (1)	10.9m (1)	1:54.89	27.92s	28.03s
4 HONOLULU PRINCESS	8	11.7m	15.0m (1)	15.0m (1)	1:54.96	27.90s	27.82s

Finish Position and metres gained

First Arrow shows distance gain/loss from 2nd Qtr to 3rd Qtr, Second Arrow shows distance gain/loss from 3rd Qtr to Finish
Blue arrow indicates best gain in these quarters.



8
0
0

Visual positions in race at 2nd Quarter



4
0
0

Visual positions in race at 3rd Quarter

