

Menangle Race 1 Distance 1609m

Tuesday, 16 June 2026


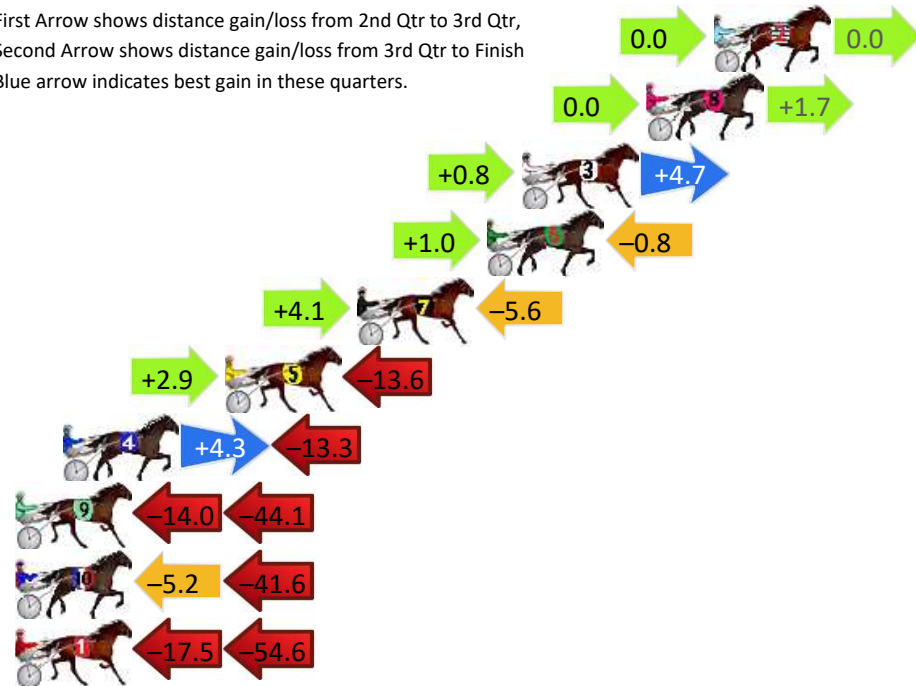
Gross Time: 1:56.80 MileRate: 1:56.80 LeadTime: 0.00s First Qtr: 29.20s Second Qtr: 29.40s Third Qtr: 29.30s Fourth Qtr: 28.90s

DATA TABLE: 800 / 400 Posi's are position from leader and (how wide the horse was at that position)

No	Horse	Plc	Mar	800 Posi	400 Posi	Time	3rd Qtr	4th Qt
2	WATTS UP THE HILL	1	0.0m	0.0m (0)	0.0m (0)	1:56.80	29.30s	28.90s
8	FRANKYTHEFRENCH MAN	2	2.7m	4.4m (0)	4.4m (0)	1:57.00	29.30s	28.78s
3	PRINCESS DU FER	3	7.7m	13.2m (0)	12.4m (1)	1:57.38	29.23s	28.59s
6	TARENDAISE	4	9.1m	9.3m (0)	8.3m (0)	1:57.49	29.22s	28.99s
7	WYNBERG WATCH	5	14.3m	12.8m (1)	8.7m (2)	1:57.88	29.00s	29.36s
5	EWING	6	19.6m	8.9m (1)	6.0m (1)	1:58.29	29.09s	29.95s
4	DONNIE GAL	7	26.1m	17.1m (1)	12.8m (3)	1:58.78	28.97s	29.96s
9	MAJORETTE	8	83.4m	25.3m (0)	39.3m (0)	2:03.13	30.30s	32.39s
10	LA VOLONTE	9	86.9m	40.1m (0)	45.3m (0)	2:03.39	29.66s	32.21s
1	ITS ALL RIGHT NOW	10	161.9m	89.8m (0)	107.3m (0)	2:09.08	30.52s	33.42s

Finish Position and metres gained

First Arrow shows distance gain/loss from 2nd Qtr to 3rd Qtr, Second Arrow shows distance gain/loss from 3rd Qtr to Finish
Blue arrow indicates best gain in these quarters.



Menangle Race 2 Distance 1609m

Tuesday, 16 June 2026




Gross Time: 1:56.90 MileRate: 1:56.90 LeadTime: 0.00s First Qtr: 28.80s Second Qtr: 30.80s Third Qtr: 28.60s Fourth Qtr: 28.70s

DATA TABLE: 800 / 400 Posi's are position from leader and (how wide the horse was at that position)

No	Horse	Plc	Mar	800 Posi	400 Posi	Time	3rd Qtr	4th Qt
7	TITAN STRIDE	1	0.0m	18.4m (1)	0.0m (1)	1:56.90	27.29s	28.70s
4	SAN JUAN MOUNTAIN	2	1.2m	4.5m (0)	6.6m (0)	1:56.99	28.75s	28.32s
8	CHIEF RUNNINGCLOUD	3	2.7m	22.3m (1)	6.2m (1)	1:57.10	27.45s	28.46s
9	BERTINELLI	4	5.8m	26.8m (1)	10.1m (1)	1:57.34	27.41s	28.42s
2	SHOULD BEABARCA	5	5.9m	14.1m (0)	14.4m (0)	1:57.34	28.63s	28.12s
1	AFFAIRE DE COVER	6	9.5m	8.7m (0)	10.5m (0)	1:57.62	28.73s	28.67s
5	ITZFERGIETIME	7	13.5m	0.0m (0)	2.6m (0)	1:57.92	28.79s	29.53s
3	LAST CLANSMAN	8	17.4m	18.6m (0)	21.2m (0)	1:58.21	28.79s	28.51s
10	ALDEBARAN SUSANNE	9	31.4m	31.9m (1)	15.2m (1)	1:59.27	27.41s	29.99s
6	ALPHA STRIDE	10	168.7m	99.6m (0)	110.2m (0)	2:09.61	29.37s	33.57s

Finish Position and metres gained

First Arrow shows distance gain/loss from 2nd Qtr to 3rd Qtr, Second Arrow shows distance gain/loss from 3rd Qtr to Finish
Blue arrow indicates best gain in these quarters.



Menangle Race 3 Distance 1609m

Tuesday, 16 June 2026


Gross Time: 1:54.30 MileRate: 1:54.30 LeadTime: 0.00s First Qtr: 28.00s Second Qtr: 29.90s Third Qtr: 27.80s Fourth Qtr: 28.60s

DATA TABLE: 800 / 400 Posi's are position from leader and (how wide the horse was at that position)

No	Horse	Plc	Mar	800 Posi	400 Posi	Time	3rd Qtr	4th Qt
6	KELLOSHIEL	1	0.0m	4.4m (0)	6.1m (0)	1:54.30	27.93s	28.17s
4	SYENITE	2	5.6m	10.8m (1)	11.1m (2)	1:54.72	27.83s	28.25s
1	HE IS GOLD CLASS	3	7.4m	13.3m (0)	14.6m (0)	1:54.86	27.91s	28.13s
3	HYKEEPMEPOSTED	4	8.1m	6.2m (1)	6.3m (1)	1:54.91	27.81s	28.77s
7	HESAA LISTER	5	8.2m	0.0m (0)	1.5m (0)	1:54.92	27.91s	29.11s
5	TOMMYS LUCK	6	8.8m	15.5m (1)	16.6m (1)	1:54.96	27.89s	28.10s
2	JACQUELYN JOY	7	8.9m	8.4m (0)	10.1m (0)	1:54.97	27.93s	28.56s
9	PARALLEL	8	9.0m	1.9m (1)	0.0m (1)	1:54.98	27.67s	29.28s
8	WILL I AM	9	13.7m	17.7m (0)	19.2m (0)	1:55.33	27.93s	28.28s
10	BETTOR BE LUCKY	10	20.2m	19.5m (1)	22.0m (1)	1:55.82	27.99s	28.58s

Finish Position and metres gained

First Arrow shows distance gain/loss from 2nd Qtr to 3rd Qtr,
Second Arrow shows distance gain/loss from 3rd Qtr to Finish
Blue arrow indicates best gain in these quarters.



800

Visual positions in race at 2nd Quarter



400

Visual positions in race at 3rd Quarter



Menangle Race 4 Distance 1609m

Tuesday, 16 June 2026

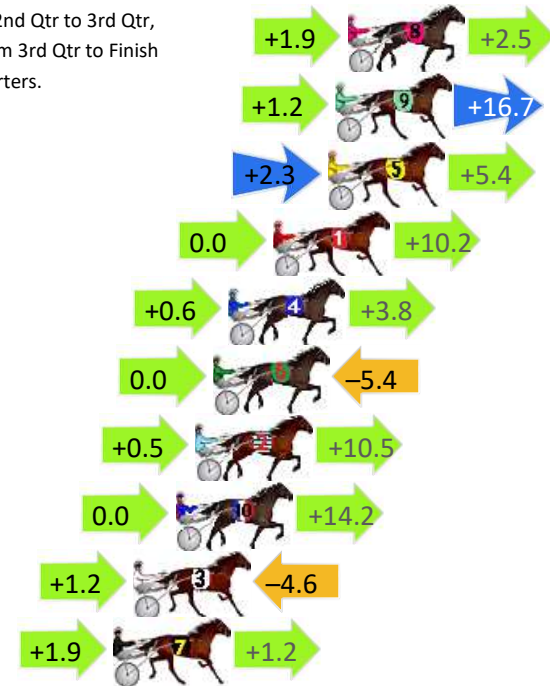
Gross Time: 1:54.50 MileRate: 1:54.50 LeadTime: 0.00s First Qtr: 28.30s Second Qtr: 30.20s Third Qtr: 28.00s Fourth Qtr: 28.00s

DATA TABLE: 800 / 400 Posi's are position from leader and (how wide the horse was at that position)

No	Horse	Plc	Mar	800 Posi	400 Posi	Time	3rd Qtr	4th Qt
8	ALWAYSBGOOD	1	0.0m	4.4m (1)	2.5m (1)	1:54.50	27.87s	27.83s
9	LILS NIGHTMARE	2	0.5m	18.4m (0)	17.2m (0)	1:54.54	27.92s	26.84s
5	EXPLOSIVE BRONSKI	3	0.8m	8.5m (1)	6.2m (1)	1:54.56	27.85s	27.62s
1	TRIED AND TRUSTED	4	3.0m	13.2m (0)	13.2m (0)	1:54.72	28.00s	27.30s
4	BIRDY GAL	5	4.8m	9.2m (0)	8.6m (0)	1:54.85	27.96s	27.75s
6	SKY CITY	6	5.4m	0.0m (0)	0.0m (0)	1:54.90	28.00s	28.40s
2	KRUSTY KRUNCH	7	6.1m	17.1m (1)	16.6m (1)	1:54.95	27.97s	27.30s
10	THE EX HORSEIST	8	6.9m	21.1m (1)	21.1m (2)	1:55.01	28.00s	27.04s
3	ROYAL VINCENT	9	8.6m	5.2m (0)	4.0m (0)	1:55.13	27.92s	28.35s
7	VESPA STRIDE	10	9.4m	12.5m (1)	10.6m (1)	1:55.19	27.87s	27.96s

Finish Position and metres gained

First Arrow shows distance gain/loss from 2nd Qtr to 3rd Qtr, Second Arrow shows distance gain/loss from 3rd Qtr to Finish
Blue arrow indicates best gain in these quarters.



800

Visual positions in race at 2nd Quarter



400

Visual positions in race at 3rd Quarter



Menangle Race 5 Distance 1609m

Tuesday, 16 June 2026


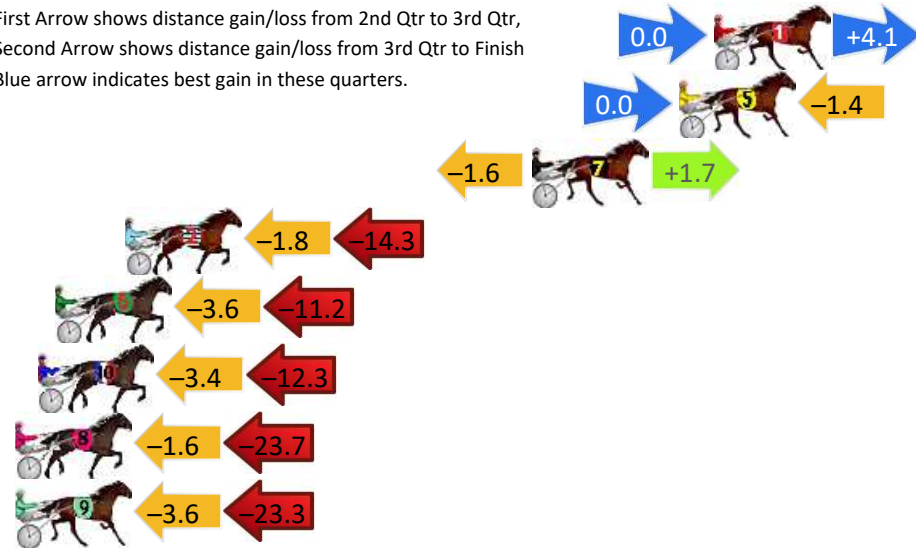
Gross Time: 1:50.70 MileRate: 1:50.70 LeadTime: 0.00s First Qtr: 27.40s Second Qtr: 28.10s Third Qtr: 27.80s Fourth Qtr: 27.40s

DATA TABLE: 800 / 400 Posi's are position from leader and (how wide the horse was at that position)

NoHorse	Plc	Mar	800 Posi	400 Posi	Time	3rd Qtr	4th Qt
1 OSHLEY	1	0.0m	4.1m (0)	4.1m (0)	1:50.70	27.80s	27.12s
5 FUGITIVE	2	1.4m	0.0m (0)	0.0m (0)	1:50.80	27.80s	27.50s
7 AGENTOFGOODINTE NT	3	7.3m	7.4m (1)	9.0m (1)	1:51.23	27.91s	27.31s
2 WHITBYS DELIGHT	4	23.6m	7.5m (0)	9.3m (0)	1:52.40	27.92s	28.46s
6 GOODLOOKINGDEAL	5	26.4m	11.6m (0)	15.2m (0)	1:52.60	28.04s	28.26s
10 SHORELINE DREAM	6	27.1m	11.4m (1)	14.8m (1)	1:52.65	28.03s	28.34s
8 EYE CAN EAR AMOUR	7	28.6m	3.3m (1)	4.9m (1)	1:52.76	27.91s	29.13s
9 LOCHINVAR TIGER	8	44.3m	17.4m (0)	21.0m (0)	1:53.89	28.04s	29.15s

Finish Position and metres gained

First Arrow shows distance gain/loss from 2nd Qtr to 3rd Qtr,
Second Arrow shows distance gain/loss from 3rd Qtr to Finish
Blue arrow indicates best gain in these quarters.



800

Visual positions in race at 2nd Quarter



400

Visual positions in race at 3rd Quarter

Menangle Race 6 Distance 1609m

Tuesday, 16 June 2026

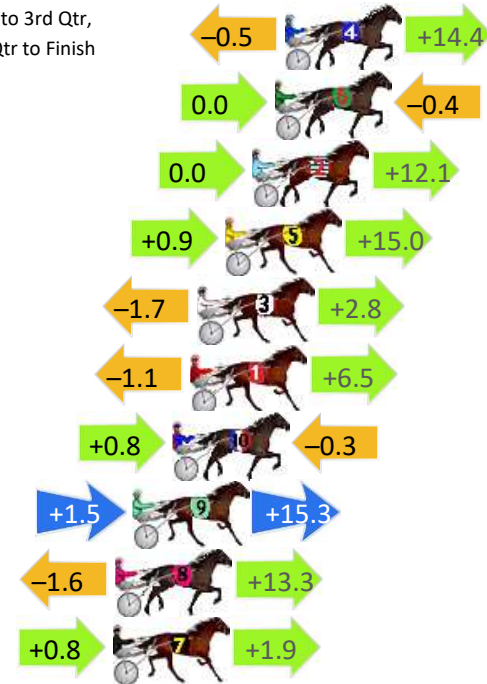
Gross Time: 1:52.60 MileRate: 1:52.60 LeadTime: 0.00s First Qtr: 27.60s Second Qtr: 28.90s Third Qtr: 27.90s Fourth Qtr: 28.20s

DATA TABLE: 800 / 400 Posi's are position from leader and (how wide the horse was at that position)

No	Horse	Plc	Mar	800 Posi	400 Posi	Time	3rd Qtr	4th Qt
4	LOVE A BELLE	1	0.0m	13.9m (0)	14.4m (0)	1:52.60	27.94s	27.20s
6	YOU ARE MY WISH	2	0.4m	0.0m (0)	0.0m (0)	1:52.63	27.90s	28.23s
2	HAS THE COURAGE	3	1.3m	13.4m (1)	13.4m (1)	1:52.70	27.91s	27.36s
5	BETTINE	4	2.4m	18.3m (1)	17.4m (1)	1:52.78	27.85s	27.16s
3	ARK ALERT	5	3.5m	4.6m (0)	6.3m (0)	1:52.86	28.02s	28.02s
1	VALIENTE HANOVER	6	3.8m	9.2m (0)	10.3m (0)	1:52.88	27.98s	27.76s
10	VINKE B	7	4.5m	5.0m (1)	4.2m (1)	1:52.93	27.85s	28.24s
9	STARTIN TO GOGH	8	6.1m	22.9m (1)	21.4m (1)	1:53.05	27.81s	27.16s
8	WESTERN STYLE	9	6.8m	18.5m (0)	20.1m (0)	1:53.10	28.02s	27.30s
7	SURF ACE	10	6.9m	9.6m (1)	8.8m (1)	1:53.11	27.85s	28.10s

Finish Position and metres gained

First Arrow shows distance gain/loss from 2nd Qtr to 3rd Qtr, Second Arrow shows distance gain/loss from 3rd Qtr to Finish
Blue arrow indicates best gain in these quarters.



800

Visual positions in race at 2nd Quarter



400

Visual positions in race at 3rd Quarter



Menangle Race 7 Distance 1609m

Tuesday, 16 June 2026

Gross Time: 1:51.10 MileRate: 1:51.10 LeadTime: 0.00s First Qtr: 27.60s Second Qtr: 28.00s Third Qtr: 28.10s Fourth Qtr: 27.40s

DATA TABLE: 800 / 400 Posi's are position from leader and (how wide the horse was at that position)

No	Horse	Plc	Mar	800 Posi	400 Posi	Time	3rd Qtr	4th Qt
7	SPARKLING SEA	1	0.0m	0.0m (0)	0.0m (0)	1:51.10	28.10s	27.40s
9	LENNETH	2	5.3m	2.7m (1)	3.7m (1)	1:51.48	28.17s	27.53s
4	MYTH YOU ALREADY	3	5.9m	4.0m (0)	4.1m (0)	1:51.53	28.10s	27.55s
8	IM ROCKIN IT	4	7.3m	12.9m (0)	13.1m (0)	1:51.63	28.10s	27.03s
10	BALTUSROL	5	9.3m	15.9m (1)	17.3m (1)	1:51.77	28.19s	26.88s
2	SEASIDE DELIGHT	6	11.2m	6.7m (1)	8.3m (1)	1:51.91	28.21s	27.63s
5	ROMANEE	7	14.5m	17.0m (0)	17.1m (0)	1:52.15	28.10s	27.27s
3	TOOLIJOOA BEACH	8	16.1m	11.9m (1)	13.5m (1)	1:52.26	28.21s	27.63s
1	WHERE BACK	9	16.4m	8.6m (0)	8.7m (0)	1:52.28	28.10s	27.98s

Finish Position and metres gained

First Arrow shows distance gain/loss from 2nd Qtr to 3rd Qtr,
Second Arrow shows distance gain/loss from 3rd Qtr to Finish
Blue arrow indicates best gain in these quarters.



800

Visual positions in race at 2nd Quarter



400

Visual positions in race at 3rd Quarter



Menangle Race 8 Distance 1609m

Tuesday, 16 June 2026

Gross Time: 1:51.00 MileRate: 1:51.00 LeadTime: 0.00s First Qtr: 27.00s Second Qtr: 29.20s Third Qtr: 27.60s Fourth Qtr: 27.20s

DATA TABLE: 800 / 400 Posi's are position from leader and (how wide the horse was at that position)

No	Horse	Plc	Mar	800 Posi	400 Posi	Time	3rd Qtr	4th Qt
8	HUGO MAGUIRE	1	0.0m	0.0m (0)	0.0m (0)	1:51.00	27.60s	27.20s
6	DOUBLE FEAR	2	3.3m	9.0m (0)	9.4m (0)	1:51.24	27.62s	26.80s
4	MICHAYWEY	3	6.0m	15.0m (1)	15.7m (2)	1:51.43	27.64s	26.56s
7	MONTALBANO	4	9.2m	4.7m (0)	4.7m (0)	1:51.66	27.60s	27.54s
5	BUSINESS IN HEAVEN	5	10.0m	19.1m (1)	20.0m (3)	1:51.72	27.65s	26.55s
9	VITE MONET	6	10.8m	6.2m (1)	6.7m (1)	1:51.77	27.63s	27.52s
3	QUIET STORM	7	12.2m	10.6m (1)	11.6m (2)	1:51.87	27.66s	27.29s
1	MICK DANGER	8	12.5m	13.4m (0)	13.5m (0)	1:51.90	27.60s	27.18s
2	ARNIES ARMY	9	18.5m	17.5m (0)	18.2m (0)	1:52.32	27.64s	27.28s
10	EL CHEMA	10	26.3m	23.2m (1)	24.1m (3)	1:52.88	27.65s	27.44s

Finish Position and metres gained

First Arrow shows distance gain/loss from 2nd Qtr to 3rd Qtr, Second Arrow shows distance gain/loss from 3rd Qtr to Finish
Blue arrow indicates best gain in these quarters.

