

Wagga Riverina Race 1 Distance 1740m

Tuesday, 16 June 2026

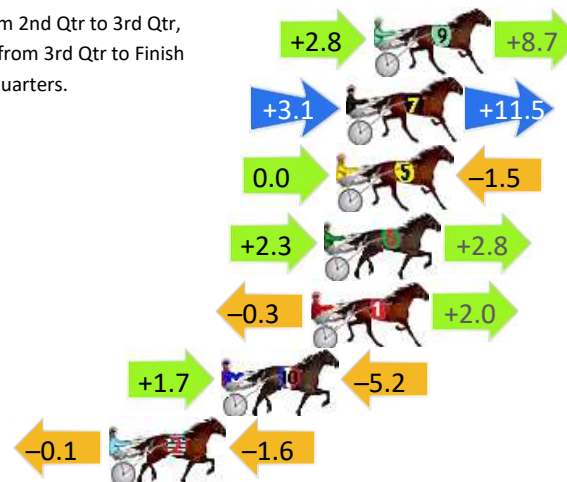
Gross Time: 2:06.30 MileRate: 1:56.80 LeadTime: 8.70s First Qtr: 30.90s Second Qtr: 29.40s Third Qtr: 28.90s Fourth Qtr: 28.40s

DATA TABLE: 800 / 400 Posi's are position from leader and (how wide the horse was at that position)

No	Horse	Plc	Mar	800 Posi	400 Posi	Time	3rd Qtr	4th Qt
9	WAITANDSEE	1	0.0m	11.5m (1)	8.7m (1)	2:06.30	28.69s	27.78s
7	ANGELIC ATTITUDE	2	1.1m	15.7m (1)	12.6m (1)	2:06.38	28.67s	27.58s
5	ALIGHIERI	3	1.5m	0.0m (0)	0.0m (0)	2:06.41	28.90s	28.51s
6	UNDENIABLY NEEDY	4	2.0m	7.1m (1)	4.8m (1)	2:06.45	28.73s	28.21s
1	BLINGFORTHEGIRLS	5	2.5m	4.2m (0)	4.5m (0)	2:06.49	28.92s	28.27s
10	STAY ALPHA	6	6.1m	2.6m (1)	0.9m (1)	2:06.76	28.77s	28.80s
2	MY GUARANTEE	7	10.6m	8.9m (0)	9.0m (0)	2:07.09	28.90s	28.55s


Finish Position and metres gained

First Arrow shows distance gain/loss from 2nd Qtr to 3rd Qtr, Second Arrow shows distance gain/loss from 3rd Qtr to Finish
Blue arrow indicates best gain in these quarters.



8
0
0

Visual positions in race at 2nd Quarter



4
0
0

Visual positions in race at 3rd Quarter



Wagga Riverina Race 2 Distance 1740m

Tuesday, 16 June 2026

Gross Time: 2:07.90 MileRate: 1:58.30 LeadTime: 8.60s First Qtr: 29.90s Second Qtr: 31.90s Third Qtr: 29.10s Fourth Qtr: 28.40s

DATA TABLE: 800 / 400 Posi's are position from leader and (how wide the horse was at that position)

NoHorse	Plc	Mar	800 Posi	400 Posi	Time	3rd Qtr	4th Qt
9 OUR ULTIMATE BONNY	1	0.0m	5.0m (0)	4.2m (0)	2:07.90	29.04s	28.10s
4 BARWEN STORM	2	1.8m	3.7m (1)	0.3m (1)	2:08.03	28.85s	28.51s
10 NIFTY AMBITION	3	4.7m	9.1m (0)	10.4m (0)	2:08.25	29.18s	28.01s
1 CANT HEAR YOU	4	4.9m	0.0m (0)	0.0m (0)	2:08.27	29.10s	28.77s
8 GLAMORS SYMBOL	5	5.2m	13.6m (0)	14.0m (2)	2:08.29	29.12s	27.79s
5 ARKLOW	6	6.9m	12.3m (1)	4.5m (1)	2:08.41	28.53s	28.59s
7 ARMA THE GREAT	7	7.4m	21.7m (1)	12.9m (3)	2:08.45	28.45s	28.03s
6 GLAMOUR FOX	8	7.8m	16.7m (1)	9.5m (2)	2:08.48	28.57s	28.30s
2 SHEZ BETTORS BABE	9	11.3m	8.4m (1)	9.8m (1)	2:08.74	29.19s	28.54s

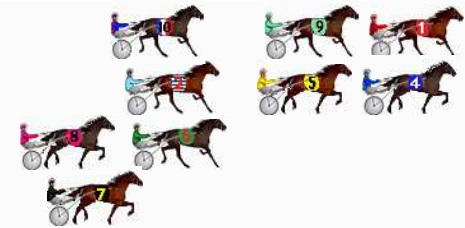
Finish Position and metres gained

First Arrow shows distance gain/loss from 2nd Qtr to 3rd Qtr, Second Arrow shows distance gain/loss from 3rd Qtr to Finish
Blue arrow indicates best gain in these quarters.



800

Visual positions in race at 2nd Quarter



400

Visual positions in race at 3rd Quarter



Wagga Riverina Race 3 Distance 1740m

Tuesday, 16 June 2026




Gross Time: 2:01.80 MileRate: 1:52.60 LeadTime: 8.20s First Qtr: 27.50s Second Qtr: 28.00s Third Qtr: 29.50s Fourth Qtr: 28.60s

DATA TABLE: 800 / 400 Posi's are position from leader and (how wide the horse was at that position)

No	Horse	Plc	Mar	800 Posi	400 Posi	Time	3rd Qtr	4th Qt
6	FOREVER ONTHE PUNT	1	0.0m	0.0m (0)	0.0m (0)	2:01.80	29.50s	28.60s
3	LITTLE SASSY BOY	2	0.2m	11.6m (1)	13.3m (2)	2:01.82	29.65s	27.66s
8	GEM N EM	3	1.4m	4.9m (0)	4.7m (0)	2:01.91	29.50s	28.37s
4	ONTHADARKSIDE	4	11.5m	7.6m (1)	9.1m (2)	2:02.66	29.63s	28.80s
10	LIT THE WICK	5	11.7m	15.6m (1)	17.0m (2)	2:02.68	29.64s	28.25s
1	HARJAYBRO	6	14.1m	9.2m (0)	11.1m (0)	2:02.86	29.66s	28.86s
7	WAMBOYNE MACHETE	7	14.6m	25.1m (1)	26.6m (1)	2:02.90	29.67s	27.78s
9	HEAVENS BADGIRL	8	16.1m	20.5m (1)	22.4m (1)	2:03.01	29.69s	28.19s
2	SMOKIN POCKET	9	16.2m	2.7m (1)	6.4m (1)	2:03.02	29.77s	29.36s
5	AROMET GIRL	10	20.4m	13.8m (0)	15.8m (0)	2:03.33	29.68s	28.99s

Finish Position and metres gained

First Arrow shows distance gain/loss from 2nd Qtr to 3rd Qtr, Second Arrow shows distance gain/loss from 3rd Qtr to Finish
Blue arrow indicates best gain in these quarters.



Wagga Riverina Race 4 Distance 2270m

Tuesday, 16 June 2026


Gross Time: 2:45.00 MileRate: 1:57.00 LeadTime: 46.90s First Qtr: 31.70s Second Qtr: 29.60s Third Qtr: 28.70s Fourth Qtr: 28.10s

DATA TABLE: 800 / 400 Posi's are position from leader and (how wide the horse was at that position)

No	Horse	Plc	Mar	800 Posi	400 Posi	Time	3rd Qtr	4th Qt
6	NO ALIBI	1	0.0m	13.9m (1)	9.6m (3)	2:45.00	28.39s	27.42s
3	ARENDELLE	2	0.2m	0.0m (0)	0.0m (0)	2:45.01	28.70s	28.11s
7	FOLLOW THE MONEY	3	6.2m	22.3m (1)	15.4m (4)	2:45.46	28.20s	27.47s
2	AVA LEANNE	4	7.0m	3.9m (0)	4.0m (0)	2:45.52	28.70s	28.34s
1	SPECTA	5	7.9m	8.4m (0)	8.2m (0)	2:45.58	28.68s	28.10s
9	EYEDIDNTLOSEIT	6	12.1m	13.2m (0)	11.6m (1)	2:45.89	28.58s	28.17s
10	GEOFFREY BEE	7	13.6m	5.2m (1)	1.7m (1)	2:46.00	28.45s	28.98s
8	OAK RIDGE	8	16.7m	17.8m (1)	13.7m (3)	2:46.23	28.40s	28.36s
4	LEWENDON	9	18.7m	9.1m (1)	5.7m (2)	2:46.38	28.45s	29.08s
5	ROCKET BOY	10	19.3m	17.4m (0)	15.0m (0)	2:46.43	28.52s	28.47s

Finish Position and metres gained

First Arrow shows distance gain/loss from 2nd Qtr to 3rd Qtr, Second Arrow shows distance gain/loss from 3rd Qtr to Finish Blue arrow indicates best gain in these quarters.



800

Visual positions in race at 2nd Quarter



400

Visual positions in race at 3rd Quarter



Wagga Riverina Race 5 Distance 1740m

Tuesday, 16 June 2026


Gross Time: 2:06.70 MileRate: 1:57.20 LeadTime: 9.10s First Qtr: 29.70s Second Qtr: 30.40s Third Qtr: 29.90s Fourth Qtr: 27.60s

DATA TABLE: 800 / 400 Posi's are position from leader and (how wide the horse was at that position)

No	Horse	Plc	Mar	800 Posi	400 Posi	Time	3rd Qtr	4th Qt
2	CAPTAINS BANDIT	1	0.0m	10.6m (1)	8.1m (2)	2:06.70	29.69s	27.02s
6	DARKOUTSIDER	2	0.8m	6.3m (1)	4.2m (1)	2:06.76	29.73s	27.36s
8	ESTELLA HERGE	3	2.0m	2.0m (1)	0.0m (1)	2:06.85	29.75s	27.75s
10	BARTLEBEE	4	3.0m	4.4m (0)	7.0m (0)	2:06.92	30.07s	27.32s
4	SHES PRETTY LOU	5	3.7m	8.9m (0)	10.8m (1)	2:06.97	30.01s	27.10s
5	FRITH IN FLIGHT	6	5.9m	19.9m (0)	17.4m (1)	2:07.13	29.66s	26.79s
11	ELECTRICUTE	7	6.1m	19.8m (1)	16.0m (3)	2:07.14	29.57s	26.90s
3	SHES A SWINGA	8	10.1m	14.9m (1)	12.9m (2)	2:07.43	29.71s	27.41s
9	EZZRA	9	18.5m	14.3m (0)	19.0m (0)	2:08.04	30.20s	27.58s
1	MY EVENT HORIZON	10	48.4m	0.0m (0)	2.8m (0)	2:10.21	30.10s	30.91s

Finish Position and metres gained

First Arrow shows distance gain/loss from 2nd Qtr to 3rd Qtr, Second Arrow shows distance gain/loss from 3rd Qtr to Finish
Blue arrow indicates best gain in these quarters.



800

Visual positions in race at 2nd Quarter



400

Visual positions in race at 3rd Quarter



Wagga Riverina Race 6 Distance 1740m

Tuesday, 16 June 2026

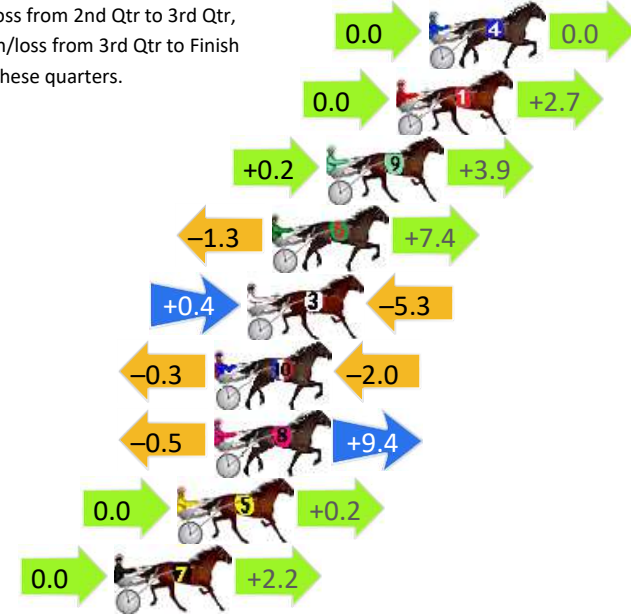
Gross Time: 2:06.30 MileRate: 1:56.80 LeadTime: 9.00s First Qtr: 30.40s Second Qtr: 30.50s Third Qtr: 28.50s Fourth Qtr: 27.90s

DATA TABLE: 800 / 400 Posi's are position from leader and (how wide the horse was at that position)

No	Horse	Plc	Mar	800 Posi	400 Posi	Time	3rd Qtr	4th Qt
4	TUFFASOLDBOOTS	1	0.0m	0.0m (0)	0.0m (0)	2:06.30	28.50s	27.90s
1	ALWAYSATTHEBEACH	2	1.3m	4.0m (0)	4.0m (0)	2:06.40	28.50s	27.72s
9	JILLIBY SAFFRON	3	4.1m	8.2m (0)	8.0m (0)	2:06.60	28.48s	27.64s
6	ONE STUNIN MELODY	4	6.3m	12.4m (0)	13.7m (0)	2:06.76	28.58s	27.40s
3	RACING WRITER	5	7.3m	2.4m (1)	2.0m (1)	2:06.84	28.47s	28.30s
10	ORAMA	6	8.6m	6.3m (1)	6.6m (1)	2:06.93	28.51s	28.07s
8	MAJORS CREEK	7	8.6m	17.5m (0)	18.0m (0)	2:06.93	28.52s	27.27s
5	TWO BLUES BLING	8	10.1m	10.3m (1)	10.3m (1)	2:07.04	28.49s	27.92s
7	CRIMSON ROCK	9	12.6m	14.8m (1)	14.8m (1)	2:07.22	28.49s	27.78s

Finish Position and metres gained

First Arrow shows distance gain/loss from 2nd Qtr to 3rd Qtr, Second Arrow shows distance gain/loss from 3rd Qtr to Finish. Blue arrow indicates best gain in these quarters.



800

Visual positions in race at 2nd Quarter



400

Visual positions in race at 3rd Quarter



Wagga Riverina Race 7 Distance 1740m

Tuesday, 16 June 2026



Gross Time: 2:04.90 MileRate: 1:55.50 LeadTime: 8.90s First Qtr: 28.70s Second Qtr: 29.40s Third Qtr: 29.00s Fourth Qtr: 28.90s

DATA TABLE: 800 / 400 Posi's are position from leader and (how wide the horse was at that position)

No	Horse	Plc	Mar	800 Posi	400 Posi	Time	3rd Qtr	4th Qt
3	JAY CEE MAXWELL	1	0.0m	6.8m (1)	4.2m (1)	2:04.90	28.81s	28.60s
8	BOY STUNNER	2	2.7m	11.5m (1)	8.9m (1)	2:05.10	28.81s	28.46s
2	EYES OFF TIGER	3	5.6m	5.6m (0)	4.2m (0)	2:05.32	28.90s	29.02s
7	MAJOR HAYLEY	4	7.5m	2.1m (1)	0.3m (1)	2:05.47	28.87s	29.45s
10	FLY OVER STATES	5	8.0m	15.9m (1)	13.1m (1)	2:05.51	28.79s	28.57s
6	STIPULATING	6	10.7m	20.1m (1)	17.0m (2)	2:05.71	28.77s	28.49s
9	WONGALEA YANK	7	14.2m	11.1m (0)	9.2m (0)	2:05.98	28.86s	29.32s
4	STAR CONNECTION	8	16.5m	20.8m (0)	18.4m (0)	2:06.15	28.82s	28.83s
5	JAKRYAN	9	17.4m	15.5m (0)	13.6m (0)	2:06.22	28.86s	29.24s
1	MILOLA ROCK	10	25.9m	0.0m (0)	0.0m (0)	2:06.86	29.00s	30.86s

Finish Position and metres gained

First Arrow shows distance gain/loss from 2nd Qtr to 3rd Qtr, Second Arrow shows distance gain/loss from 3rd Qtr to Finish
Blue arrow indicates best gain in these quarters.



800

Visual positions in race at 2nd Quarter



400

Visual positions in race at 3rd Quarter



Wagga Riverina Race 8 Distance 1740m

Tuesday, 16 June 2026


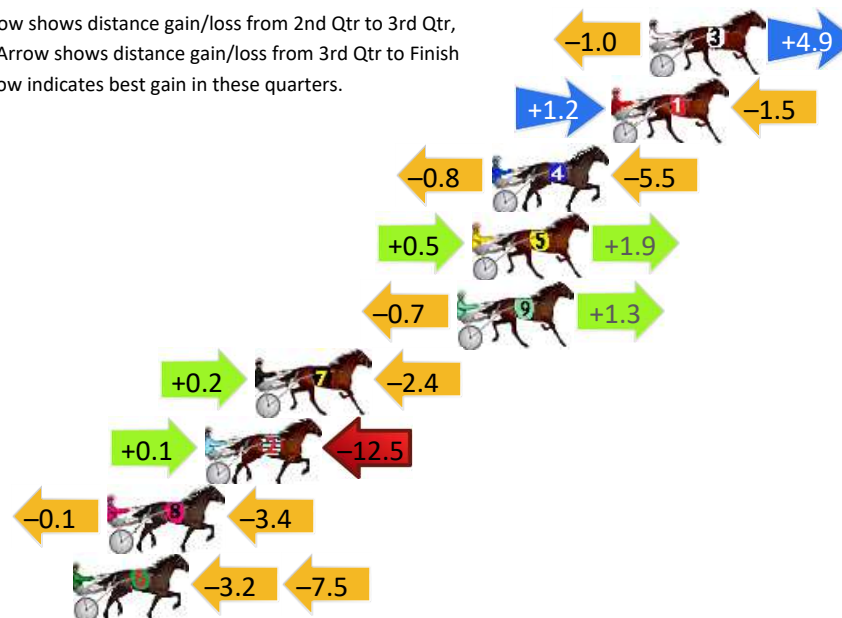
Gross Time: 2:06.30 MileRate: 1:56.80 LeadTime: 8.50s First Qtr: 29.60s Second Qtr: 29.20s Third Qtr: 29.60s Fourth Qtr: 29.40s

DATA TABLE: 800 / 400 Posi's are position from leader and (how wide the horse was at that position)

NoHorse	Plc	Mar	800 Posi	400 Posi	Time	3rd Qtr	4th Qt
3 GIRL JUST FLY	1	0.0m	3.9m (0)	4.9m (0)	2:06.30	29.68s	29.04s
1 MELATI BOY	2	1.5m	1.2m (1)	0.0m (1)	2:06.42	29.51s	29.52s
4 TIGER CHEDDAR	3	6.3m	0.0m (0)	0.8m (0)	2:06.79	29.66s	29.83s
5 JUNGLE SHARK	4	7.1m	9.5m (1)	9.0m (1)	2:06.85	29.57s	29.29s
9 ALL SO SASSY	5	7.7m	8.3m (0)	9.0m (0)	2:06.89	29.66s	29.33s
7 DEAD EYE TIKI	6	15.8m	13.6m (1)	13.4m (1)	2:07.52	29.59s	29.64s
2 LIFE GETS BETTER	7	17.8m	5.4m (1)	5.3m (1)	2:07.67	29.60s	30.38s
8 COMPLICATED	8	21.7m	18.2m (0)	18.3m (1)	2:07.97	29.62s	29.73s
6 NO MORE PROMISES	9	23.1m	12.4m (0)	15.6m (0)	2:08.08	29.84s	30.04s

Finish Position and metres gained

First Arrow shows distance gain/loss from 2nd Qtr to 3rd Qtr, Second Arrow shows distance gain/loss from 3rd Qtr to Finish
Blue arrow indicates best gain in these quarters.



800

Visual positions in race at 2nd Quarter



400

Visual positions in race at 3rd Quarter

