

Bathurst Race 1 Distance 1730m

Wednesday, 17 June 2026


Gross Time: 2:05.90 MileRate: 1:57.20 LeadTime: 8.10s First Qtr: 28.80s Second Qtr: 31.00s Third Qtr: 29.20s Fourth Qtr: 28.80s

DATA TABLE: 800 / 400 Posi's are position from leader and (how wide the horse was at that position)

No	Horse	Plc	Mar	800 Posi	400 Posi	Time	3rd Qtr	4th Qt
5	MONDO GLITZ	1	0.0m	0.0m (0)	0.0m (0)	2:05.90	29.20s	28.80s
1	THE DOME	2	0.2m	5.0m (0)	4.4m (0)	2:05.92	29.16s	28.50s
3	IM HERE TO PARTY	3	0.5m	10.5m (0)	8.3m (0)	2:05.94	29.04s	28.24s
4	LIVE VANCE	4	4.2m	2.6m (1)	0.8m (1)	2:06.22	29.07s	29.06s
10	SHAUN SHANNON	5	5.2m	11.4m (1)	5.3m (1)	2:06.29	28.75s	28.81s
9	SHOOBEEES LOU	6	6.1m	16.3m (0)	15.0m (0)	2:06.36	29.10s	28.18s
7	ORANGE FEVER	7	8.5m	20.9m (0)	19.4m (0)	2:06.54	29.08s	28.04s
2	BETTOR BRILLIANCE	8	13.9m	7.0m (1)	10.3m (1)	2:06.95	29.43s	29.11s
8	EMILYS PRINCE	9	17.2m	21.1m (1)	19.4m (2)	2:07.20	29.07s	28.70s
6	SMALL INCOME	10	17.9m	16.1m (1)	15.8m (1)	2:07.25	29.17s	29.01s

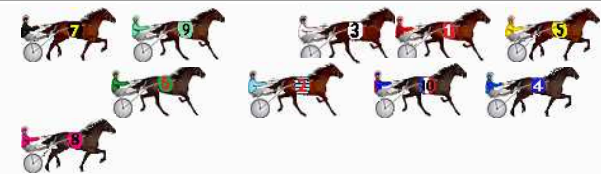
Finish Position and metres gained

First Arrow shows distance gain/loss from 2nd Qtr to 3rd Qtr, Second Arrow shows distance gain/loss from 3rd Qtr to Finish
Blue arrow indicates best gain in these quarters.



800

Visual positions in race at 2nd Quarter



400

Visual positions in race at 3rd Quarter



Bathurst Race 2 Distance 1730m


Wednesday, 17 June 2026

Gross Time: 2:03.80 MileRate: 1:55.10 LeadTime: 8.90s First Qtr: 27.90s Second Qtr: 30.20s Third Qtr: 28.60s Fourth Qtr: 28.20s

DATA TABLE: 800 / 400 Posi's are position from leader and (how wide the horse was at that position)

No	Horse	Plc	Mar	800 Posi	400 Posi	Time	3rd Qtr	4th Qt
6	SWEET DREAMS	1	0.0m	0.0m (0)	0.0m (0)	2:03.80	28.60s	28.20s
3	DUFFY HOLLOW	2	8.3m	3.9m (0)	4.0m (0)	2:04.42	28.60s	28.54s
9	ALWAYS LIGHTNING	3	11.1m	12.4m (0)	11.9m (0)	2:04.62	28.56s	28.18s
1	ROCKSIE ROCK	4	11.4m	8.4m (0)	8.2m (0)	2:04.64	28.58s	28.46s
7	GET UP BETTY	5	18.1m	20.3m (0)	20.4m (0)	2:05.14	28.60s	28.10s
5	MY ULTIMATE LUCIUS	6	20.9m	8.3m (1)	7.7m (1)	2:05.35	28.55s	29.21s
8	ZACHARY SHANNON	7	21.5m	16.3m (0)	16.2m (0)	2:05.39	28.58s	28.65s
10	THEYCALLMEBRUCE	8	23.1m	16.7m (1)	15.9m (1)	2:05.51	28.53s	28.79s
2	LUCKY ZARA	9	23.5m	12.5m (1)	11.9m (1)	2:05.54	28.55s	29.10s
4	ALTA DOWNS	10	28.1m	3.8m (1)	3.7m (1)	2:05.88	28.59s	30.02s

Finish Position and metres gained



800

Visual positions in race at 2nd Quarter



400

Visual positions in race at 3rd Quarter



Bathurst Race 3 Distance 1730m




Wednesday, 17 June 2026

Gross Time: 2:08.10 MileRate: 1:59.10 LeadTime: 8.10s First Qtr: 30.00s Second Qtr: 33.20s Third Qtr: 29.00s Fourth Qtr: 27.80s

DATA TABLE: 800 / 400 Posi's are position from leader and (how wide the horse was at that position)

No	Horse	Plc	Mar	800 Posi	400 Posi	Time	3rd Qtr	4th Qt
5	LUCKY JESS	1	0.4m	5.0m (0)	4.0m (0)	2:08.13	28.92s	27.55s
2	KARINYA JEE	2	0.0m	0.0m (0)	0.0m (0)	2:08.10	29.00s	27.80s
3	OUR LOU	3	3.1m	10.0m (0)	9.1m (0)	2:08.33	28.92s	27.39s
10	SEVENTH AVENUE	4	7.3m	3.2m (1)	1.4m (1)	2:08.63	28.87s	28.23s
8	STARBASE	5	11.1m	7.6m (1)	6.0m (1)	2:08.91	28.87s	28.19s
7	HARBOUR VIEW	6	14.6m	20.0m (0)	21.5m (0)	2:09.17	29.08s	27.35s
9	PLAYBOY ROCKY	7	18.5m	11.5m (1)	10.5m (1)	2:09.45	28.91s	28.41s
6	SURPRISE ARRIVAL	8	18.9m	15.0m (0)	16.4m (0)	2:09.48	29.08s	28.02s
4	BETTOR SWING	9	48.2m	15.7m (1)	20.1m (1)	2:11.62	29.29s	29.90s
1	COMPLIMENTRY DRINK	10	55.3m	43.3m (0)	36.6m (0)	2:12.14	28.46s	29.26s

Finish Position and metres gained



Bathurst Race 4 Distance 1730m



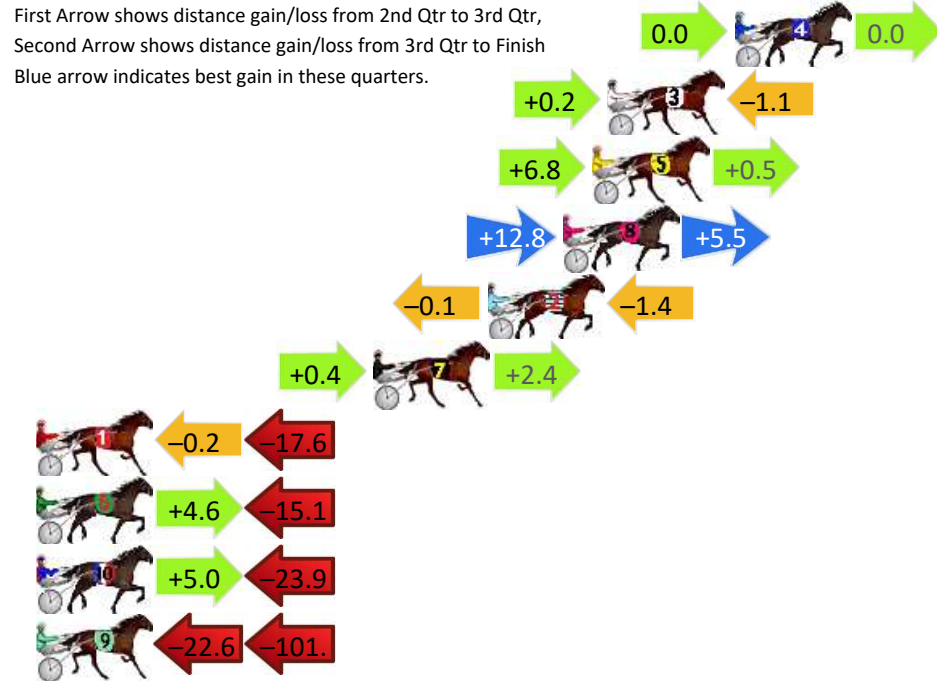
Wednesday, 17 June 2026

Gross Time: 2:03.60 MileRate: 1:55.00 LeadTime: 8.10s First Qtr: 27.90s Second Qtr: 30.60s Third Qtr: 28.90s Fourth Qtr: 28.10s

DATA TABLE: 800 / 400 Posi's are position from leader and (how wide the horse was at that position)

No	Horse	Plc	Mar	800 Posi	400 Posi	Time	3rd Qtr	4th Qt
4	SUNSET JAY JAY	1	0.0m	0.0m (0)	0.0m (0)	2:03.60	28.90s	28.10s
3	DUN SPRUIKIN	2	5.1m	4.2m (0)	4.0m (0)	2:03.98	28.88s	28.20s
5	LETTUCE GO MIKI	3	5.7m	13.0m (1)	6.2m (1)	2:04.02	28.41s	28.08s
8	YA RACIN ARLO	4	6.9m	25.2m (1)	12.4m (2)	2:04.11	27.97s	27.73s
2	LEXY LONGSTOCKINGS	5	9.9m	8.4m (0)	8.5m (0)	2:04.33	28.90s	28.23s
7	ITS DOWN TO DIGGER	6	14.5m	17.3m (0)	16.9m (0)	2:04.67	28.86s	27.97s
1	AUNTY JUNE	7	30.6m	12.8m (0)	13.0m (0)	2:05.86	28.90s	29.44s
6	ROLL TO THE TOP	8	31.5m	21.0m (1)	16.4m (2)	2:05.93	28.55s	29.27s
10	PAPA JOE	9	36.0m	17.1m (1)	12.1m (1)	2:06.26	28.53s	29.90s
9	MAJOR JEWEL	10	299.7m	175.9m (0)	198.5m (0)	2:25.73	30.32s	36.17s

Finish Position and metres gained



Bathurst Race 5 Distance 1730m

Wednesday, 17 June 2026


Gross Time: 2:05.00 MileRate: 1:56.30 LeadTime: 8.40s First Qtr: 28.10s Second Qtr: 31.10s Third Qtr: 29.40s Fourth Qtr: 28.00s

DATA TABLE: 800 / 400 Posi's are position from leader and (how wide the horse was at that position)

No	Horse	Plc	Mar	800 Posi	400 Posi	Time	3rd Qtr	4th Qt
8	COWBOY CULTURE	1	0.0m	9.7m (1)	5.9m (1)	2:05.00	29.11s	27.58s
6	STUDLEIGH FURY	2	0.4m	9.3m (0)	8.1m (0)	2:05.03	29.30s	27.45s
10	SMOOTH BUCKAROO	3	1.9m	5.3m (1)	1.4m (1)	2:05.14	29.11s	28.04s
7	NOTHING FINER	4	14.2m	0.0m (0)	0.0m (0)	2:06.05	29.40s	29.05s
1	DETANGLED	5	14.7m	4.9m (0)	3.9m (0)	2:06.08	29.32s	28.80s
3	SOME JEWEL	6	20.4m	18.1m (0)	18.5m (0)	2:06.50	29.40s	28.18s
9	WICKED STRIKE	7	21.0m	13.1m (0)	13.2m (0)	2:06.55	29.38s	28.61s
11	STUDLEIGH TITANIUM	8	22.0m	23.4m (1)	22.7m (1)	2:06.62	29.31s	28.00s
5	ALWAYS STORMY	9	32.8m	19.0m (1)	18.8m (1)	2:07.41	29.35s	29.07s
4	CARLISLE WAY	10	35.8m	14.4m (1)	13.7m (1)	2:07.64	29.33s	29.66s

Finish Position and metres gained

First Arrow shows distance gain/loss from 2nd Qtr to 3rd Qtr, Second Arrow shows distance gain/loss from 3rd Qtr to Finish
Blue arrow indicates best gain in these quarters.



800

Visual positions in race at 2nd Quarter



400

Visual positions in race at 3rd Quarter



Bathurst Race 6 Distance 2260m

Wednesday, 17 June 2026

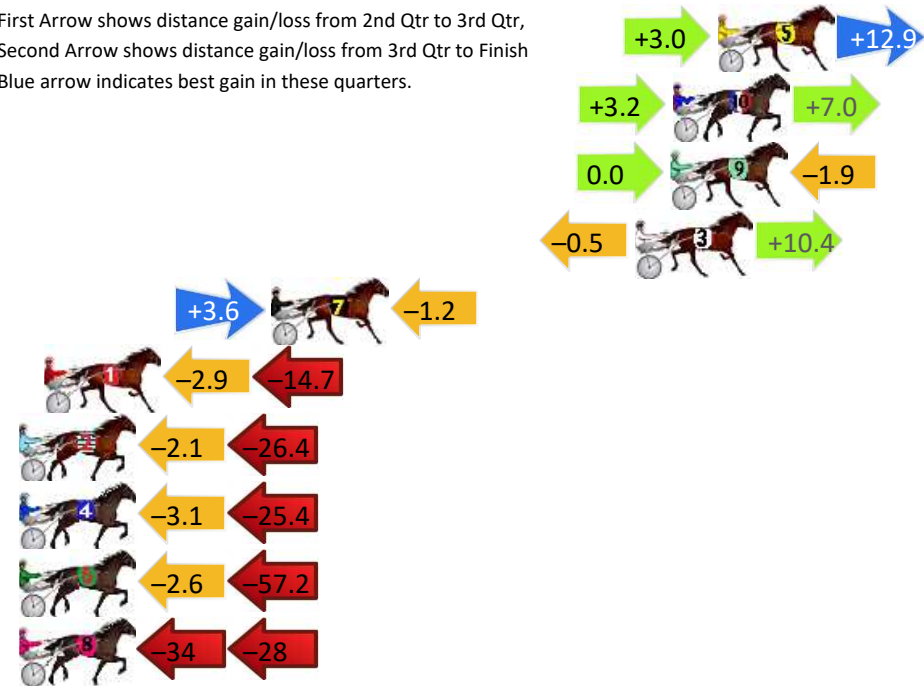
Gross Time: 2:43.40 MileRate: 1:56.40 LeadTime: 45.20s First Qtr: 29.40s Second Qtr: 30.00s Third Qtr: 29.20s Fourth Qtr: 29.60s

DATA TABLE: 800 / 400 Posi's are position from leader and (how wide the horse was at that position)

No	Horse	Plc	Mar	800 Posi	400 Posi	Time	3rd Qtr	4th Qt
5	TASBMIKI	1	0.0m	15.9m (1)	12.9m (3)	2:43.40	28.99s	28.66s
10	DIVINE GIRL	2	1.8m	12.0m (1)	8.8m (2)	2:43.54	28.97s	29.10s
9	FRIZZA	3	1.9m	0.0m (0)	0.0m (0)	2:43.55	29.20s	29.75s
3	PAS DE CHEVAL	4	3.3m	13.2m (0)	13.7m (2)	2:43.66	29.24s	28.86s
7	EL FRANCO DE	5	17.9m	20.3m (1)	16.7m (1)	2:44.79	28.95s	29.77s
1	FIRESTORM RED	6	27.0m	9.4m (0)	12.3m (0)	2:45.49	29.42s	30.79s
2	STARLIGHT SASS	7	33.5m	5.0m (0)	7.1m (0)	2:46.00	29.36s	31.68s
4	LUCKY PUNT	8	36.1m	7.6m (1)	10.7m (1)	2:46.20	29.43s	31.62s
6	KARINYA HAZ	9	63.0m	3.2m (1)	5.8m (1)	2:48.29	29.39s	34.07s
8	ROWLEY MINT	10	80.1m	18.5m (0)	52.3m (0)	2:49.61	31.68s	31.99s

Finish Position and metres gained

First Arrow shows distance gain/loss from 2nd Qtr to 3rd Qtr, Second Arrow shows distance gain/loss from 3rd Qtr to Finish Blue arrow indicates best gain in these quarters.



800

Visual positions in race at 2nd Quarter



400

Visual positions in race at 3rd Quarter



Bathurst Race 7 Distance 1730m

Wednesday, 17 June 2026

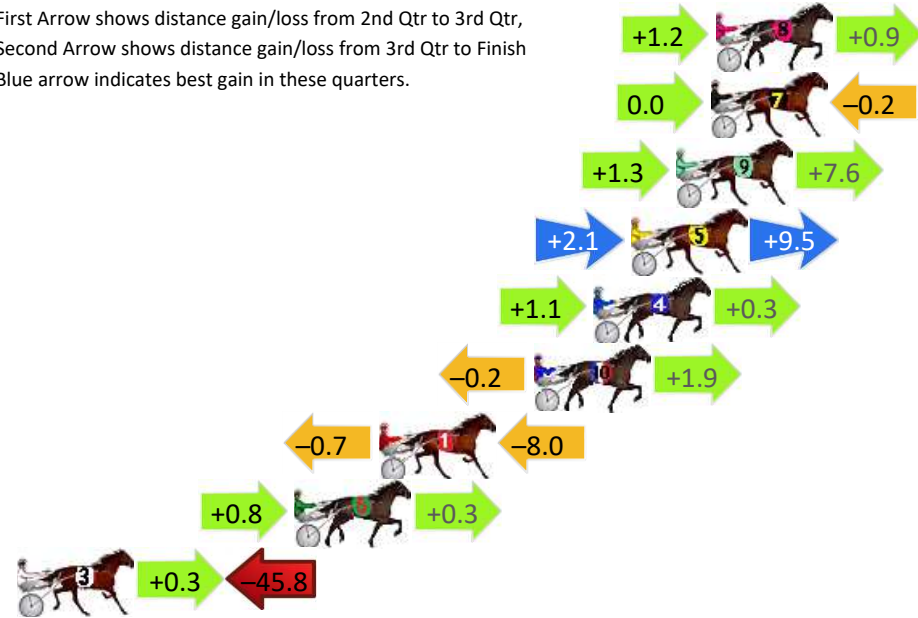
Gross Time: 2:06.20 MileRate: 1:57.40 LeadTime: 8.00s First Qtr: 30.00s Second Qtr: 32.10s Third Qtr: 28.70s Fourth Qtr: 27.40s

DATA TABLE: 800 / 400 Posi's are position from leader and (how wide the horse was at that position)

No	Horse	Plc	Mar	800 Posi	400 Posi	Time	3rd Qtr	4th Qt
8	BUDDY BRILLIANCE	1	0.0m	2.1m (1)	0.9m (1)	2:06.20	28.61s	27.34s
7	BOHEMIAN BRAWLER	2	0.2m	0.0m (0)	0.0m (0)	2:06.21	28.70s	27.41s
9	THE SWIFT ONE	3	1.6m	10.5m (1)	9.2m (1)	2:06.32	28.59s	26.88s
5	ROCKIN IN PARADISE	4	3.4m	15.0m (1)	12.9m (1)	2:06.45	28.53s	26.75s
4	SHE THE DEVIL	5	4.9m	6.3m (1)	5.2m (1)	2:06.55	28.61s	27.39s
10	ART OF TERROR	6	7.3m	9.0m (0)	9.2m (0)	2:06.73	28.70s	27.29s
1	RUNKLE	7	13.5m	4.8m (0)	5.5m (0)	2:07.17	28.74s	27.99s
6	A TRUE LOVE	8	16.9m	18.0m (0)	17.2m (0)	2:07.42	28.62s	27.42s
3	HOPPALONGPOG	9	59.0m	13.5m (0)	13.2m (0)	2:10.45	28.66s	30.73s

Finish Position and metres gained

First Arrow shows distance gain/loss from 2nd Qtr to 3rd Qtr, Second Arrow shows distance gain/loss from 3rd Qtr to Finish. Blue arrow indicates best gain in these quarters.



800

Visual positions in race at 2nd Quarter



400

Visual positions in race at 3rd Quarter



Bathurst Race 8 Distance 1730m

Wednesday, 17 June 2026


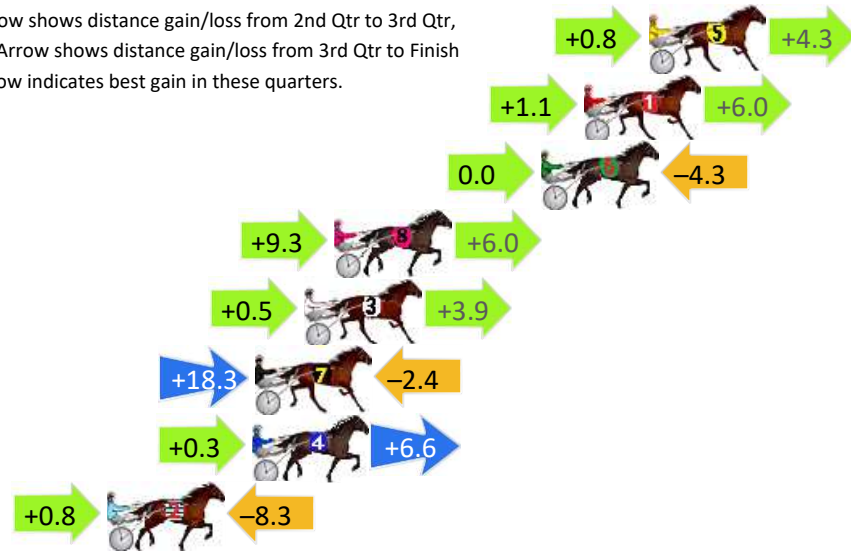
Gross Time: 2:01.90 MileRate: 1:53.40 LeadTime: 8.40s First Qtr: 27.20s Second Qtr: 29.90s Third Qtr: 28.30s Fourth Qtr: 28.10s

DATA TABLE: 800 / 400 Posi's are position from leader and (how wide the horse was at that position)


No	Horse	Plc	Mar	800 Posi	400 Posi	Time	3rd Qtr	4th Qt
5	BAXTER RED	1	0.0m	5.1m (0)	4.3m (0)	2:01.90	28.24s	27.80s
1	GRAYSON RED	2	2.6m	9.7m (0)	8.6m (0)	2:02.09	28.22s	27.69s
6	ALTA WILLIAM	3	4.3m	0.0m (0)	0.0m (0)	2:02.22	28.30s	28.42s
8	CASSIUS DECK	4	12.6m	27.9m (0)	18.6m (1)	2:02.83	27.64s	27.73s
3	BETTOR KEPPEL	5	13.8m	18.2m (0)	17.7m (0)	2:02.92	28.26s	27.88s
7	SMOOTH BUZZ	6	15.8m	31.7m (1)	13.4m (1)	2:03.07	27.01s	28.33s
4	BETTER SHUSH	7	15.9m	22.8m (0)	22.5m (1)	2:03.07	28.28s	27.69s
2	SAINT VERAN	8	21.7m	14.2m (0)	13.4m (0)	2:03.50	28.24s	28.76s

Finish Position and metres gained

First Arrow shows distance gain/loss from 2nd Qtr to 3rd Qtr, Second Arrow shows distance gain/loss from 3rd Qtr to Finish
Blue arrow indicates best gain in these quarters.



Visual positions in race at 2nd Quarter



Visual positions in race at 3rd Quarter

Bathurst Race 9 Distance 2260m

Wednesday, 17 June 2026


Gross Time: 2:46.40 MileRate: 1:58.50 LeadTime: 48.10s First Qtr: 30.40s Second Qtr: 29.70s Third Qtr: 28.90s Fourth Qtr: 29.30s

DATA TABLE: 800 / 400 Posi's are position from leader and (how wide the horse was at that position)

No	Horse	Plc	Mar	800 Posi	400 Posi	Time	3rd Qtr	4th Qt
9	BORROWED TIME	1	0.0m	2.7m (1)	0.3m (1)	2:46.40	28.73s	29.28s
1	IM DESIRABLE	2	1.1m	4.5m (0)	4.4m (0)	2:46.48	28.90s	29.06s
10	ALWAYSBMYPONY	3	1.9m	13.4m (0)	12.5m (1)	2:46.55	28.84s	28.55s
3	IBBIN NADIA	4	2.0m	11.6m (1)	8.6m (1)	2:46.55	28.69s	28.83s
6	TAPAGANOOSH	5	2.7m	7.1m (1)	4.7m (1)	2:46.61	28.73s	29.17s
2	MOS LONDON	6	4.5m	8.9m (0)	8.3m (0)	2:46.75	28.86s	29.05s
4	MCLEAN	7	6.6m	17.5m (0)	13.3m (0)	2:46.91	28.60s	28.85s
8	GO WITHOUT	8	6.6m	15.2m (1)	10.5m (2)	2:46.91	28.57s	29.05s
7	REBOUNDER	9	9.0m	21.7m (0)	14.9m (2)	2:47.09	28.42s	28.91s
5	AUNTIE LOU	10	22.9m	0.0m (0)	0.0m (0)	2:48.16	28.90s	31.06s

Finish Position and metres gained

First Arrow shows distance gain/loss from 2nd Qtr to 3rd Qtr, Second Arrow shows distance gain/loss from 3rd Qtr to Finish Blue arrow indicates best gain in these quarters.



800

Visual positions in race at 2nd Quarter



400

Visual positions in race at 3rd Quarter

