

Penrith Race 1 Distance 1720m

Thursday, 18 June 2026


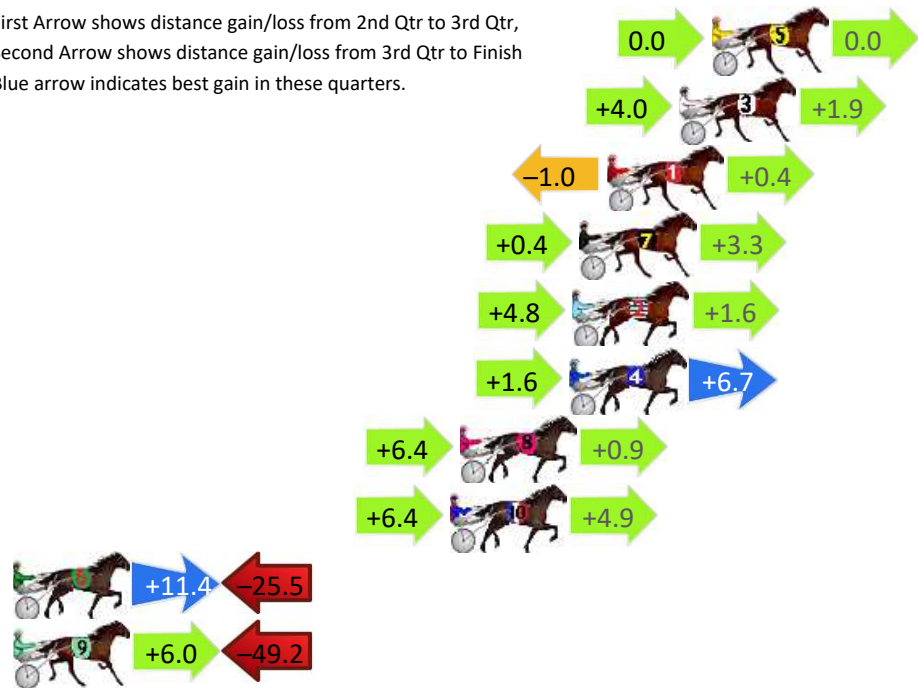
Gross Time: 2:07.10 MileRate: 1:58.90 LeadTime: 7.90s First Qtr: 30.70s Second Qtr: 31.10s Third Qtr: 28.70s Fourth Qtr: 28.70s

DATA TABLE: 800 / 400 Posi's are position from leader and (how wide the horse was at that position)

No	Horse	Plc	Mar	800 Posi	400 Posi	Time	3rd Qtr	4th Qt
5	CLASSIC ANGELINA	1	0.0m	0.0m (1)	0.0m (0)	2:07.10	28.70s	28.70s
3	CHEVRON FLIES	2	1.3m	7.2m (1)	3.2m (1)	2:07.20	28.41s	28.56s
1	MERRYWOOD TONY	3	4.2m	3.6m (0)	4.6m (0)	2:07.42	28.77s	28.67s
7	OUR UNCLE JIM	4	5.3m	9.0m (0)	8.6m (0)	2:07.50	28.67s	28.46s
2	IDEAL REDEMPTION	5	5.6m	12.0m (1)	7.2m (1)	2:07.52	28.36s	28.59s
4	WHEREISHE	6	5.7m	14.0m (0)	12.4m (1)	2:07.53	28.59s	28.22s
8	ROCLEA IMAGE	7	10.1m	17.4m (1)	11.0m (2)	2:07.86	28.24s	28.64s
10	BOLERO	8	10.5m	21.8m (1)	15.4m (2)	2:07.89	28.24s	28.35s
6	LEXUS LOU	9	39.5m	25.4m (2)	14.0m (3)	2:10.08	27.89s	30.52s
9	KEAYANG SANTIAGO	10	65.8m	22.6m (0)	16.6m (0)	2:12.06	28.27s	32.21s

Finish Position and metres gained

First Arrow shows distance gain/loss from 2nd Qtr to 3rd Qtr, Second Arrow shows distance gain/loss from 3rd Qtr to Finish
Blue arrow indicates best gain in these quarters.



Penrith Race 2 Distance 1720m

Thursday, 18 June 2026


Gross Time: 2:03.40 MileRate: 1:55.50 LeadTime: 7.50s First Qtr: 29.50s Second Qtr: 28.60s Third Qtr: 28.40s Fourth Qtr: 29.40s

DATA TABLE: 800 / 400 Posi's are position from leader and (how wide the horse was at that position)

No	Horse	Plc	Mar	800 Posi	400 Posi	Time	3rd Qtr	4th Qt
4	SAN SEBASTIAN	1	0.0m	0.0m (0)	0.0m (0)	2:03.40	28.40s	29.40s
8	DUTY OF CARE	2	3.4m	15.0m (1)	16.6m (2)	2:03.66	28.53s	28.44s
1	MAJOR ICON	3	3.4m	4.2m (0)	6.4m (0)	2:03.66	28.56s	29.18s
10	GIMME A REASON	4	6.1m	12.4m (0)	8.8m (1)	2:03.87	28.14s	29.20s
2	ROCK WITH THE BEST	5	8.8m	4.2m (1)	4.8m (1)	2:04.08	28.44s	29.69s
6	FLO RYDA	6	13.7m	17.0m (0)	14.6m (0)	2:04.46	28.23s	29.33s
3	BARA RILEY	7	14.7m	22.6m (0)	17.6m (1)	2:04.53	28.04s	29.19s
7	RICK REILLY	8	21.1m	8.4m (0)	13.4m (1)	2:05.03	28.75s	29.96s
5	PRINCE OF PEACE	9	22.1m	25.0m (1)	22.8m (1)	2:05.10	28.24s	29.35s
9	MAJOR MICKEY	10	24.3m	19.6m (1)	20.8m (2)	2:05.27	28.48s	29.66s

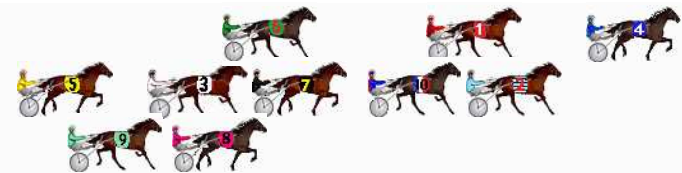
Finish Position and metres gained

First Arrow shows distance gain/loss from 2nd Qtr to 3rd Qtr, Second Arrow shows distance gain/loss from 3rd Qtr to Finish
Blue arrow indicates best gain in these quarters.



800

Visual positions in race at 2nd Quarter



400

Visual positions in race at 3rd Quarter



Penrith Race 3 Distance 2125m

Thursday, 18 June 2026


Gross Time: 2:39.20 MileRate: 2:00.50 LeadTime: 39.60s First Qtr: 32.00s Second Qtr: 30.10s Third Qtr: 28.50s Fourth Qtr: 29.00s

DATA TABLE: 800 / 400 Posi's are position from leader and (how wide the horse was at that position)

No	Horse	Plc	Mar	800 Posi	400 Posi	Time	3rd Qtr	4th Qt
9	ADMIRABLE	1	0.0m	8.4m (0)	8.2m (0)	2:39.20	28.49s	28.41s
5	GENERAL LINCOLN	2	1.2m	4.8m (1)	6.8m (2)	2:39.29	28.65s	28.60s
1	LEWIE KELLY	3	2.0m	0.0m (0)	0.0m (0)	2:39.35	28.50s	29.14s
2	SLYX	4	2.3m	9.0m (1)	10.8m (2)	2:39.38	28.63s	28.39s
7	NITRO DANNY	5	3.7m	3.8m (0)	4.4m (0)	2:39.48	28.54s	28.95s
3	FINAL PROMISE	6	3.9m	13.0m (1)	14.8m (1)	2:39.50	28.64s	28.21s
10	PELIGROSO	7	6.5m	12.8m (0)	12.4m (0)	2:39.69	28.48s	28.57s
8	OURTREACHEROUS REIGN	8	8.2m	0.4m (1)	2.6m (1)	2:39.82	28.65s	29.40s
4	BLISSES BEST	9	12.3m	17.2m (0)	16.6m (0)	2:40.14	28.46s	28.69s
6	EYEKNOW	10	12.4m	17.4m (1)	18.6m (1)	2:40.14	28.59s	28.55s

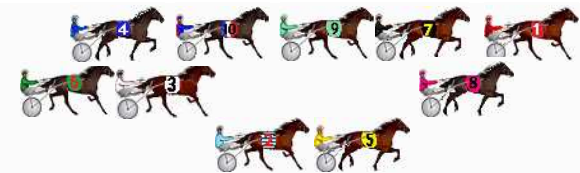
Finish Position and metres gained

First Arrow shows distance gain/loss from 2nd Qtr to 3rd Qtr, Second Arrow shows distance gain/loss from 3rd Qtr to Finish
Blue arrow indicates best gain in these quarters.



800

Visual positions in race at 2nd Quarter



400

Visual positions in race at 3rd Quarter



Penrith Race 4 Distance 1720m

Thursday, 18 June 2026

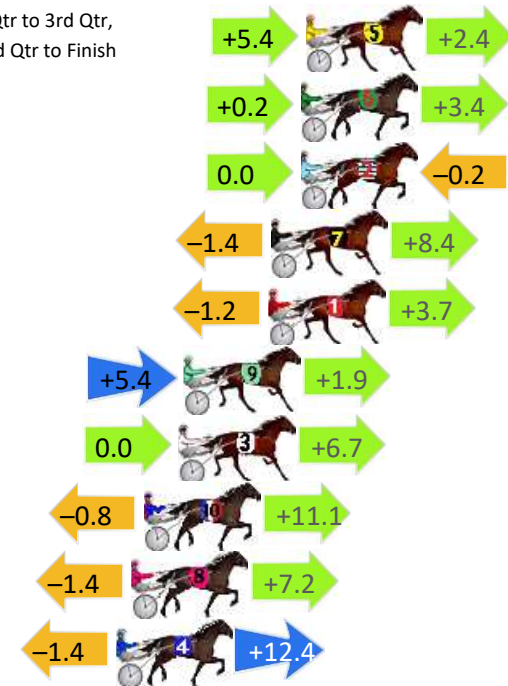
Gross Time: 2:06.80 MileRate: 1:58.60 LeadTime: 7.50s First Qtr: 30.30s Second Qtr: 31.50s Third Qtr: 29.10s Fourth Qtr: 28.40s

DATA TABLE: 800 / 400 Posi's are position from leader and (how wide the horse was at that position)

No	Horse	Plc	Mar	800 Posi	400 Posi	Time	3rd Qtr	4th Qt
5	UNCLE TIGER	1	0.0m	7.8m (1)	2.4m (2)	2:06.80	28.71s	28.23s
6	WINGMAN LOU	2	0.2m	3.8m (1)	3.6m (1)	2:06.81	29.08s	28.16s
2	NICK OF TIME	3	0.2m	0.0m (0)	0.0m (0)	2:06.81	29.10s	28.41s
7	CLEAR LEFT	4	1.4m	8.4m (0)	9.8m (1)	2:06.90	29.19s	27.81s
1	HEAVENLY REASON	5	1.5m	4.0m (0)	5.2m (0)	2:06.91	29.18s	28.14s
9	IM BLINGIN IT	6	4.9m	12.2m (2)	6.8m (2)	2:07.17	28.71s	28.27s
3	MISTER MANAGER	7	5.1m	11.8m (1)	11.8m (2)	2:07.18	29.09s	27.93s
10	MISTER QUIRK	8	6.5m	16.8m (0)	17.6m (0)	2:07.28	29.15s	27.62s
8	ONE FOR THE RODI	9	7.0m	12.8m (0)	14.2m (1)	2:07.32	29.19s	27.89s
4	BLACKJACK BART	10	7.6m	18.6m (1)	20.0m (1)	2:07.37	29.19s	27.52s

Finish Position and metres gained

First Arrow shows distance gain/loss from 2nd Qtr to 3rd Qtr, Second Arrow shows distance gain/loss from 3rd Qtr to Finish
Blue arrow indicates best gain in these quarters.



800

Visual positions in race at 2nd Quarter



400

Visual positions in race at 3rd Quarter



Penrith Race 5 Distance 2125m

Thursday, 18 June 2026



Gross Time: 2:34.90 MileRate: 1:57.30 LeadTime: 38.40s First Qtr: 29.90s Second Qtr: 28.90s Third Qtr: 29.00s Fourth Qtr: 28.70s

DATA TABLE: 800 / 400 Posi's are position from leader and (how wide the horse was at that position)

No	Horse	Plc	Mar	800 Posi	400 Posi	Time	3rd Qtr	4th Qt
9	ALTA SIERRA	1	0.0m	4.6m (1)	0.0m (1)	2:34.90	28.67s	28.70s
6	LAYDEN	2	6.5m	13.6m (1)	8.6m (2)	2:35.39	28.64s	28.55s
8	ROCKTAGONAL	2	6.5m	4.0m (0)	4.4m (1)	2:35.39	29.03s	28.85s
11	THE METAL FLYER	4	8.8m	8.2m (0)	8.2m (0)	2:35.56	29.00s	28.74s
3	HES A MEISTER	5	11.0m	21.2m (1)	12.4m (2)	2:35.73	28.37s	28.60s
1	KING TIGER	6	13.2m	0.0m (0)	0.4m (0)	2:35.89	29.03s	29.61s
5	DRAW A DREAM	7	17.5m	9.4m (1)	4.2m (2)	2:36.22	28.63s	29.65s
2	PLAYA BLANCA	8	37.4m	25.4m (0)	20.2m (0)	2:37.72	28.63s	29.93s
10	MR TEDDY	9	45.5m	15.0m (2)	25.0m (2)	2:38.33	29.72s	30.16s
4	PROMISING	10	121.2m	17.6m (0)	28.2m (1)	2:44.03	29.79s	35.34s

Finish Position and metres gained

First Arrow shows distance gain/loss from 2nd Qtr to 3rd Qtr, Second Arrow shows distance gain/loss from 3rd Qtr to Finish
Blue arrow indicates best gain in these quarters.



Penrith Race 6 Distance 1720m

Thursday, 18 June 2026

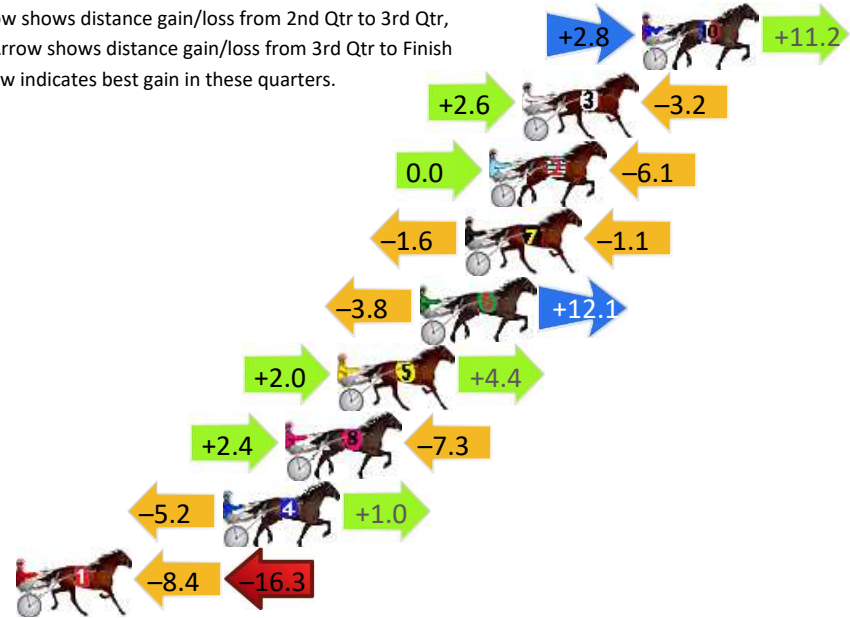
Gross Time: 2:04.40 MileRate: 1:56.40 LeadTime: 7.40s First Qtr: 29.70s Second Qtr: 28.80s Third Qtr: 28.40s Fourth Qtr: 30.10s

DATA TABLE: 800 / 400 Posi's are position from leader and (how wide the horse was at that position)

No	Horse	Plc	Mar	800 Posi	400 Posi	Time	3rd Qtr	4th Qt
10	BEV THE GOAT	1	0.0m	14.0m (1)	11.2m (2)	2:04.40	28.22s	29.26s
3	BETTING STAR	2	4.8m	4.2m (1)	1.6m (1)	2:04.78	28.20s	30.34s
2	THE BEST OF YOU	3	6.1m	0.0m (1)	0.0m (0)	2:04.88	28.39s	30.56s
7	SEASIDE DRIVE	4	7.1m	4.4m (0)	6.0m (1)	2:04.96	28.51s	30.18s
6	CHARLIES ACE	5	8.9m	17.2m (0)	21.0m (2)	2:05.10	28.70s	29.19s
5	NOTHINGBUTWAVES	6	12.2m	18.6m (1)	16.6m (2)	2:05.36	28.26s	29.77s
8	DELIGHTFULLY SWEET	7	14.3m	9.4m (1)	7.0m (2)	2:05.53	28.21s	30.65s
4	CONSIDER IT DONE	8	16.8m	12.6m (0)	17.8m (1)	2:05.72	28.78s	30.03s
1	CHOGI	9	25.1m	0.4m (0)	8.8m (0)	2:06.38	28.98s	31.32s


Finish Position and metres gained

First Arrow shows distance gain/loss from 2nd Qtr to 3rd Qtr, Second Arrow shows distance gain/loss from 3rd Qtr to Finish
Blue arrow indicates best gain in these quarters.



800

Visual positions in race at 2nd Quarter



400

Visual positions in race at 3rd Quarter

Penrith Race 7 Distance 1720m

Thursday, 18 June 2026

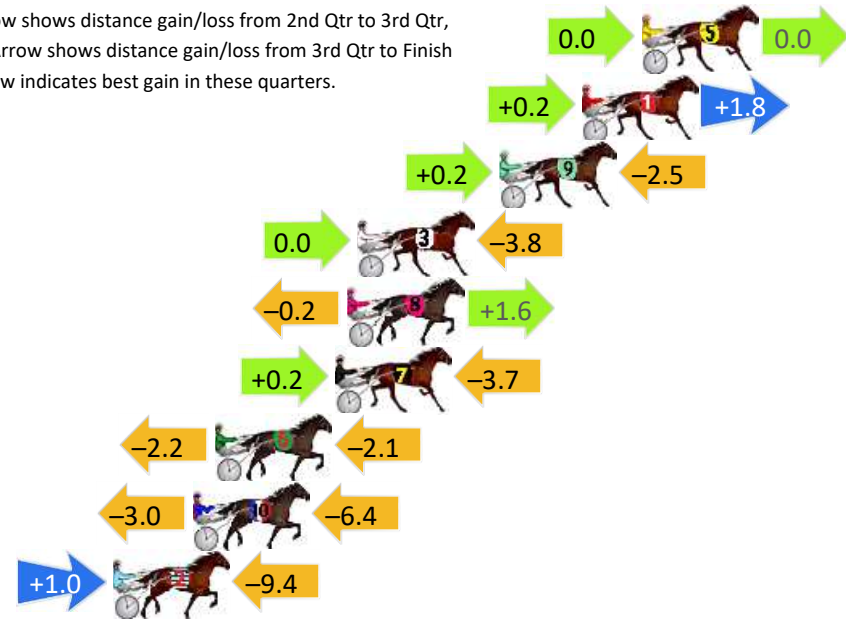
Gross Time: 2:05.40 MileRate: 1:57.30 LeadTime: 7.30s First Qtr: 30.00s Second Qtr: 29.40s Third Qtr: 29.00s Fourth Qtr: 29.70s

DATA TABLE: 800 / 400 Posi's are position from leader and (how wide the horse was at that position)

NoHorse	Plc	Mar	800 Posi	400 Posi	Time	3rd Qtr	4th Qt
5 OKAY GRINGO	1	0.0m	0.0m (0)	0.0m (0)	2:05.40	29.00s	29.70s
1 TIL HEAVENS ROCKN	2	2.4m	4.4m (0)	4.2m (0)	2:05.59	28.99s	29.57s
9 MICKEYS RUN	3	5.7m	3.4m (1)	3.2m (1)	2:05.84	28.98s	29.88s
3 GOODTIME BRAVO	4	11.4m	7.6m (1)	7.6m (1)	2:06.29	29.00s	29.98s
8 JOHNNY TANG	5	11.8m	13.2m (0)	13.4m (0)	2:06.32	29.02s	29.58s
7 PHAR LUME	6	12.3m	8.8m (0)	8.6m (0)	2:06.36	28.98s	29.97s
6 RUMOUR STRIDE	7	17.1m	12.8m (2)	15.0m (1)	2:06.73	29.16s	29.86s
10 GREY CADILLAC	8	18.0m	8.6m (2)	11.6m (3)	2:06.80	29.21s	30.17s
2 PETES BIG JIM	9	21.2m	12.8m (1)	11.8m (2)	2:07.05	28.92s	30.39s

Finish Position and metres gained

First Arrow shows distance gain/loss from 2nd Qtr to 3rd Qtr, Second Arrow shows distance gain/loss from 3rd Qtr to Finish Blue arrow indicates best gain in these quarters.



800

Visual positions in race at 2nd Quarter



400

Visual positions in race at 3rd Quarter



Penrith Race 8 Distance 1720m

Thursday, 18 June 2026


Gross Time: 2:06.40 MileRate: 1:58.30 LeadTime: 7.50s First Qtr: 30.90s Second Qtr: 29.30s Third Qtr: 29.20s Fourth Qtr: 29.50s

DATA TABLE: 800 / 400 Posi's are position from leader and (how wide the horse was at that position)

No	Horse	Plc	Mar	800 Posi	400 Posi	Time	3rd Qtr	4th Qt
6	RAINBOWSEND	1	0.0m	0.0m (0)	0.0m (0)	2:06.40	29.20s	29.50s
4	CARIBBEAN RUNA	2	6.7m	4.2m (0)	4.4m (0)	2:06.92	29.21s	29.67s
3	IMA SHINKANSEN	3	8.8m	8.0m (0)	8.4m (0)	2:07.08	29.23s	29.53s
5	SPARKLA	4	9.6m	21.0m (1)	15.6m (2)	2:07.14	28.81s	29.06s
9	DILETTO	5	9.7m	17.0m (1)	11.8m (2)	2:07.15	28.82s	29.35s
1	WUNDERLAND	6	13.1m	12.4m (0)	12.2m (0)	2:07.41	29.19s	29.57s
2	ROCKETON	7	13.6m	8.6m (1)	6.8m (1)	2:07.45	29.07s	30.00s
7	RAINBOW TITAN	8	20.5m	16.4m (0)	15.4m (1)	2:07.99	29.13s	29.87s
10	SEE ME NO MORE	9	20.5m	20.4m (0)	20.0m (1)	2:07.99	29.17s	29.54s
8	KING COREY	10	21.1m	12.8m (1)	11.4m (1)	2:08.03	29.09s	30.21s

Finish Position and metres gained

First Arrow shows distance gain/loss from 2nd Qtr to 3rd Qtr,
Second Arrow shows distance gain/loss from 3rd Qtr to Finish
Blue arrow indicates best gain in these quarters.



800

Visual positions in race at 2nd Quarter



400

Visual positions in race at 3rd Quarter



Penrith Race 9 Distance 1720m

Thursday, 18 June 2026

Gross Time: 2:08.70 MileRate: 2:00.40 LeadTime: 7.60s First Qtr: 31.20s Second Qtr: 31.20s Third Qtr: 29.30s Fourth Qtr: 29.40s

DATA TABLE: 800 / 400 Posi's are position from leader and (how wide the horse was at that position)

No	Horse	Plc	Mar	800 Posi	400 Posi	Time	3rd Qtr	4th Qt
2	PET RANGER	1	0.0m	0.0m (0)	0.0m (0)	2:08.70	29.30s	29.40s
6	RONNYS WATCHING	2	0.8m	5.4m (1)	5.8m (2)	2:08.76	29.33s	29.03s
7	SONNY WRITER	3	3.7m	13.6m (0)	10.6m (1)	2:08.99	29.08s	28.90s
3	GO TESS GO	4	4.1m	4.0m (0)	4.0m (0)	2:09.02	29.30s	29.41s
10	HESHARLEY	5	7.9m	20.6m (1)	16.0m (1)	2:09.31	28.97s	28.81s
1	GARRYS LARRY	6	8.5m	9.6m (0)	8.8m (0)	2:09.36	29.24s	29.38s
9	LETMEBECLEAR	7	11.0m	16.2m (1)	14.6m (2)	2:09.55	29.18s	29.14s
8	TIGERSWAND	8	11.8m	12.2m (1)	10.6m (2)	2:09.61	29.18s	29.49s
5	SHES A TRUE BLING	9	14.3m	25.2m (1)	16.8m (0)	2:09.80	28.69s	29.22s
4	MIDNIGHT HAZE	10	21.6m	0.8m (1)	2.0m (1)	2:10.37	29.39s	30.83s

Finish Position and metres gained

First Arrow shows distance gain/loss from 2nd Qtr to 3rd Qtr, Second Arrow shows distance gain/loss from 3rd Qtr to Finish
Blue arrow indicates best gain in these quarters.

