

Menangle Race 1 Distance 1609m

Saturday, 20 June 2026


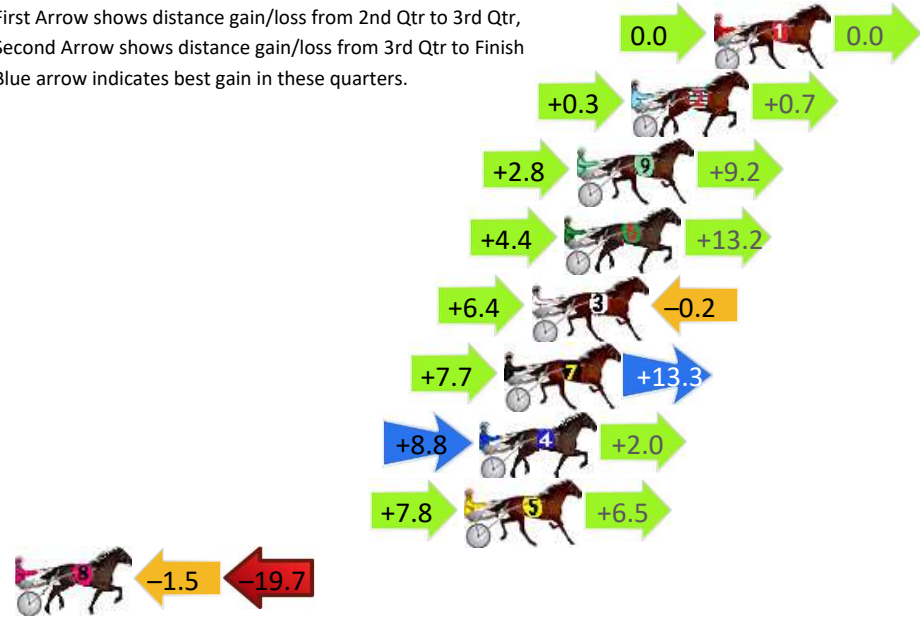
Gross Time: 1:50.10 MileRate: 1:50.10 LeadTime: 0.00s First Qtr: 25.50s Second Qtr: 28.70s Third Qtr: 28.00s Fourth Qtr: 27.90s

DATA TABLE: 800 / 400 Posi's are position from leader and (how wide the horse was at that position)

No	Horse	Plc	Mar	800 Posi	400 Posi	Time	3rd Qtr	4th Qt
1	SINALOA	1	0.0m	0.0m (0)	0.0m (0)	1:50.10	28.00s	27.90s
2	HUTA	2	3.3m	4.3m (0)	4.0m (0)	1:50.34	27.98s	27.86s
9	BETTERTHANCASH	3	5.5m	17.5m (0)	14.7m (0)	1:50.50	27.80s	27.28s
6	PERFECT STRIDE	4	6.0m	23.6m (0)	19.2m (1)	1:50.54	27.69s	27.01s
3	CLASSIC MISSION	5	7.3m	13.5m (0)	7.1m (1)	1:50.64	27.55s	27.94s
7	JAY OK	6	8.4m	29.4m (1)	21.7m (2)	1:50.72	27.46s	27.01s
4	SURFERS DELIGHT	7	9.4m	20.2m (1)	11.4m (1)	1:50.79	27.39s	27.80s
5	UNFAZED	8	10.0m	24.3m (1)	16.5m (2)	1:50.83	27.46s	27.49s
8	BAINBRIDGE	9	30.1m	8.9m (0)	10.4m (0)	1:52.31	28.10s	29.39s

Finish Position and metres gained

First Arrow shows distance gain/loss from 2nd Qtr to 3rd Qtr,
Second Arrow shows distance gain/loss from 3rd Qtr to Finish
Blue arrow indicates best gain in these quarters.



Menangle Race 2 Distance 1609m

Saturday, 20 June 2026


Gross Time: 1:51.30 MileRate: 1:51.30 LeadTime: 0.00s First Qtr: 26.70s Second Qtr: 29.90s Third Qtr: 27.20s Fourth Qtr: 27.50s

DATA TABLE: 800 / 400 Posi's are position from leader and (how wide the horse was at that position)

No	Horse	Plc	Mar	800 Posi	400 Posi	Time	3rd Qtr	4th Qt
7	ENJABONARLO	1	0.0m	4.2m (0)	4.1m (0)	1:51.30	27.20s	27.22s
9	SOHO CHARMER	2	0.2m	16.7m (1)	12.2m (2)	1:51.31	26.90s	26.69s
3	OUR ROCKER	3	1.6m	0.0m (0)	0.0m (0)	1:51.42	27.20s	27.62s
2	GROSSO NASO	4	3.5m	8.9m (0)	8.2m (0)	1:51.55	27.16s	27.19s
5	CARRAMAR OLAM	5	4.5m	17.8m (0)	17.1m (0)	1:51.63	27.16s	26.67s
6	REWATCH	6	6.1m	7.5m (1)	3.2m (1)	1:51.74	26.91s	27.73s
1	LAST TIME JOE	7	6.1m	13.0m (0)	13.0m (0)	1:51.74	27.20s	27.06s
11	MONTEFIORE	8	6.7m	25.6m (1)	20.2m (1)	1:51.78	26.85s	26.61s
4	TUKAHA	9	8.9m	11.7m (1)	7.3m (1)	1:51.94	26.91s	27.65s
10	PETES CRUNCH TIME	10	9.7m	21.1m (1)	16.6m (2)	1:52.00	26.90s	27.07s

Finish Position and metres gained

First Arrow shows distance gain/loss from 2nd Qtr to 3rd Qtr, Second Arrow shows distance gain/loss from 3rd Qtr to Finish
Blue arrow indicates best gain in these quarters.



800

Visual positions in race at 2nd Quarter



400

Visual positions in race at 3rd Quarter



Menangle Race 3 Distance 2300m

Saturday, 20 June 2026


Gross Time: 2:44.10 MileRate: 1:54.80 LeadTime: 50.50s First Qtr: 30.20s Second Qtr: 29.00s Third Qtr: 28.00s Fourth Qtr: 26.40s

DATA TABLE: 800 / 400 Posi's are position from leader and (how wide the horse was at that position)

No	Horse	Plc	Mar	800 Posi	400 Posi	Time	3rd Qtr	4th Qt
10	LOUIE LOU I	1	0.0m	0.0m (0)	0.0m (0)	2:44.10	28.00s	26.40s
8	SAINT CRUSADER	2	9.4m	4.0m (0)	3.9m (0)	2:44.75	27.98s	26.79s
1	SOHO AMERICANO	3	12.6m	8.3m (0)	8.9m (0)	2:44.98	28.02s	26.68s
2	MAC BON	4	15.9m	12.4m (0)	13.6m (0)	2:45.21	28.06s	26.59s
6	CHICAGO BART	5	16.6m	11.3m (1)	14.0m (2)	2:45.26	28.16s	26.61s
4	COOL NIGHT	6	17.2m	3.3m (1)	5.5m (1)	2:45.30	28.15s	27.22s
5	ULTIMATE CRUZA	7	19.9m	7.3m (1)	10.3m (1)	2:45.49	28.19s	27.09s
11	TOORAM CEE CEE	8	23.8m	16.7m (0)	18.3m (0)	2:45.76	28.08s	26.82s
9	KAIRAKI DELIGHT	9	24.6m	15.4m (1)	18.5m (2)	2:45.81	28.18s	26.86s

Finish Position and metres gained

First Arrow shows distance gain/loss from 2nd Qtr to 3rd Qtr, Second Arrow shows distance gain/loss from 3rd Qtr to Finish
Blue arrow indicates best gain in these quarters.



800

Visual positions in race at 2nd Quarter



400

Visual positions in race at 3rd Quarter



Menangle Race 4 Distance 1609m



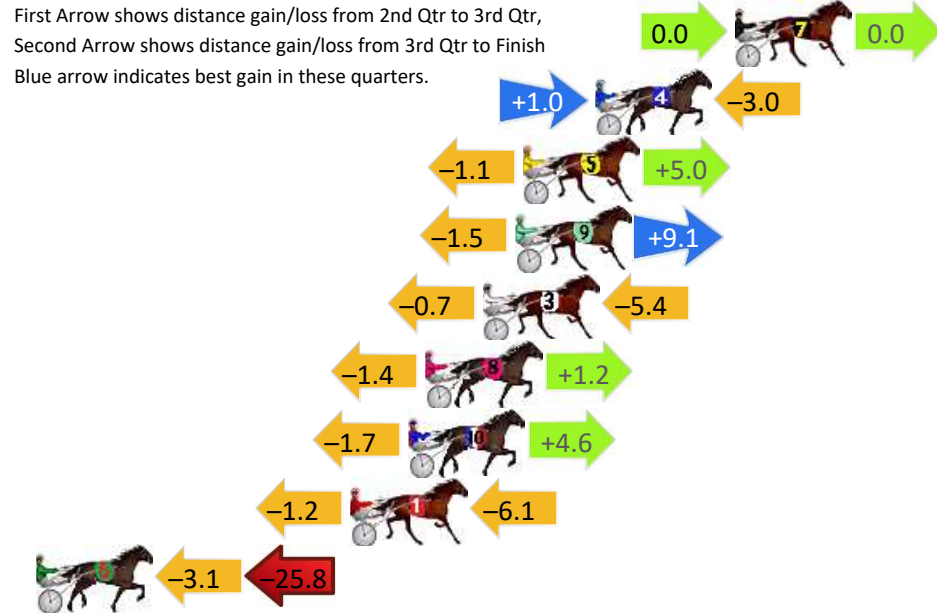
Saturday, 20 June 2026

Gross Time: 1:51.70 MileRate: 1:51.70 LeadTime: 0.00s First Qtr: 27.10s Second Qtr: 30.00s Third Qtr: 27.90s Fourth Qtr: 26.80s

DATA TABLE: 800 / 400 Posi's are position from leader and (how wide the horse was at that position)

No	Horse	Plc	Mar	800 Posi	400 Posi	Time	3rd Qtr	4th Qt
7	THE NITESHIFT	1	0.0m	0.0m (0)	0.0m (0)	1:51.70	27.90s	26.80s
4	ALERT BAY	2	5.6m	3.6m (1)	2.6m (1)	1:52.10	27.83s	27.02s
5	EYE CAN EAR AMOUR	3	8.5m	12.4m (0)	13.5m (0)	1:52.30	27.96s	26.48s
9	THIS IS HEAVEN	4	8.8m	16.4m (0)	17.9m (1)	1:52.32	27.97s	26.21s
3	SOHO PIASTRI	5	10.1m	4.0m (0)	4.7m (0)	1:52.41	27.94s	27.19s
8	YOU ARE MY WISH	6	12.4m	12.2m (1)	13.6m (3)	1:52.58	27.97s	26.75s
10	NOCTURNAL	7	13.1m	16.0m (1)	17.7m (3)	1:52.63	27.99s	26.52s
1	UPTOWN CHANCE	8	15.4m	8.1m (0)	9.3m (1)	1:52.79	27.97s	27.25s
6	IRON MIKE TYSON	9	36.8m	7.9m (1)	11.0m (2)	1:54.30	28.10s	28.65s

Finish Position and metres gained



Menangle Race 5 Distance 1609m

Saturday, 20 June 2026

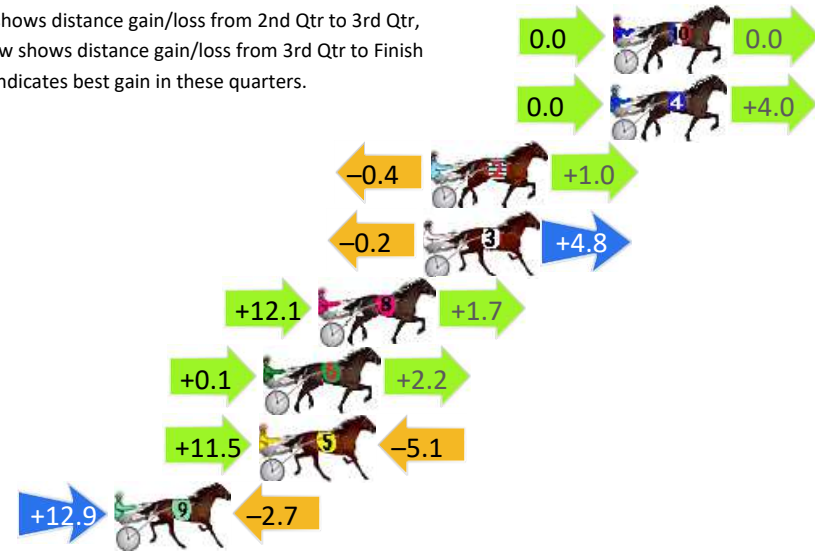
Gross Time: 1:49.20 MileRate: 1:49.20 LeadTime: 0.00s First Qtr: 26.30s Second Qtr: 28.40s Third Qtr: 27.70s Fourth Qtr: 26.90s

DATA TABLE: 800 / 400 Posi's are position from leader and (how wide the horse was at that position)

No	Horse	Plc	Mar	800 Posi	400 Posi	Time	3rd Qtr	4th Qt
10	DON HUGO	1	0.0m	0.0m (0)	0.0m (0)	1:49.20	27.70s	26.90s
4	NYACK	2	0.1m	4.1m (0)	4.1m (0)	1:49.21	27.70s	26.63s
2	LUX AETERNA	3	7.3m	7.9m (0)	8.3m (0)	1:49.72	27.72s	26.86s
3	GLITTER AINT GOLD	4	7.6m	12.2m (0)	12.4m (0)	1:49.74	27.70s	26.60s
8	JORGE STREET	5	11.8m	25.6m (0)	13.5m (1)	1:50.04	26.85s	26.82s
6	DANCE WITH CARMER	6	14.0m	16.3m (0)	16.2m (0)	1:50.19	27.68s	26.79s
5	PINSEEKER	7	14.2m	20.6m (0)	9.1m (1)	1:50.21	26.89s	27.29s
9	HESITATE	8	20.0m	30.2m (0)	17.3m (1)	1:50.62	26.79s	27.14s

Finish Position and metres gained

First Arrow shows distance gain/loss from 2nd Qtr to 3rd Qtr, Second Arrow shows distance gain/loss from 3rd Qtr to Finish
Blue arrow indicates best gain in these quarters.



8
0
0

Visual positions in race at 2nd Quarter



4
0
0

Visual positions in race at 3rd Quarter



Menangle Race 6 Distance 1609m

Saturday, 20 June 2026


Gross Time: 1:53.90 MileRate: 1:53.90 LeadTime: 0.00s First Qtr: 27.20s Second Qtr: 29.60s Third Qtr: 28.60s Fourth Qtr: 28.50s

DATA TABLE: 800 / 400 Posi's are position from leader and (how wide the horse was at that position)

No	Horse	Plc	Mar	800 Posi	400 Posi	Time	3rd Qtr	4th Qt
7	I AM HELLBOUND	1	0.0m	4.1m (1)	0.2m (1)	1:53.90	28.33s	28.49s
4	TORO STRIDE	2	0.2m	4.5m (0)	4.5m (0)	1:53.91	28.60s	28.19s
8	LONDON TO A BRICK	3	1.2m	13.3m (1)	10.0m (2)	1:53.99	28.36s	27.88s
6	PESCO POLLO	4	6.6m	8.6m (1)	4.7m (1)	1:54.39	28.33s	28.66s
2	COURAGE STRIDE	5	9.7m	8.4m (0)	8.5m (0)	1:54.63	28.60s	28.63s
10	SPEEDY LOVER	6	13.5m	19.1m (0)	17.3m (2)	1:54.91	28.47s	28.28s
9	WATTS UP PARTYTIME	7	18.6m	19.5m (1)	14.1m (3)	1:55.29	28.21s	28.89s
5	CONSTANTINOPLE	8	21.3m	0.0m (0)	0.0m (0)	1:55.49	28.60s	30.09s
3	MAXIMUS MERIDIUS	9	21.8m	12.4m (0)	13.2m (1)	1:55.53	28.65s	29.20s
11	ALMIGHTY FEAR	10	22.0m	24.8m (0)	21.6m (1)	1:55.55	28.37s	28.61s

Finish Position and metres gained

First Arrow shows distance gain/loss from 2nd Qtr to 3rd Qtr, Second Arrow shows distance gain/loss from 3rd Qtr to Finish
Blue arrow indicates best gain in these quarters.



800

Visual positions in race at 2nd Quarter



400

Visual positions in race at 3rd Quarter



Menangle Race 7 Distance 1609m

Saturday, 20 June 2026




Gross Time: 1:50.80 MileRate: 1:50.80 LeadTime: 0.00s First Qtr: 26.30s Second Qtr: 28.80s Third Qtr: 28.40s Fourth Qtr: 27.30s

DATA TABLE: 800 / 400 Posi's are position from leader and (how wide the horse was at that position)

No	Horse	Plc	Mar	800 Posi	400 Posi	Time	3rd Qtr	4th Qt
9	SAO PAULO SIMBA	1	0.0m	0.0m (0)	0.0m (0)	1:50.80	28.40s	27.30s
7	HUGO MAGUIRE	2	1.8m	4.3m (0)	4.1m (0)	1:50.93	28.38s	27.15s
2	MICHAYWEY	3	2.8m	8.5m (0)	8.4m (0)	1:51.00	28.38s	26.92s
4	DESSIE GEE	4	5.5m	19.7m (1)	6.0m (1)	1:51.20	27.43s	27.28s
6	HAVEYOUCHECKEDIN	5	7.9m	24.8m (1)	10.6m (1)	1:51.37	27.39s	27.13s
1	RAGING WHITEBAIT	6	9.6m	13.0m (0)	12.1m (0)	1:51.49	28.32s	27.15s
10	RAVISHING SLOY	7	11.3m	29.3m (1)	14.7m (1)	1:51.61	27.35s	27.10s
8	DOM TORETTO	8	14.1m	17.0m (0)	18.5m (0)	1:51.81	28.48s	27.03s
5	ROCKNROLL HAMMER	9	21.3m	31.2m (0)	19.3m (1)	1:52.33	27.53s	27.50s
3	MAGIC JOE	10	23.6m	26.6m (0)	24.3m (0)	1:52.50	28.20s	27.32s

Finish Position and metres gained

First Arrow shows distance gain/loss from 2nd Qtr to 3rd Qtr, Second Arrow shows distance gain/loss from 3rd Qtr to Finish
Blue arrow indicates best gain in these quarters.



Menangle Race 8 Distance 1609m

Saturday, 20 June 2026


Gross Time: 1:57.90 MileRate: 1:57.90 LeadTime: 0.00s First Qtr: 27.90s Second Qtr: 31.20s Third Qtr: 30.10s Fourth Qtr: 28.70s

DATA TABLE: 800 / 400 Posi's are position from leader and (how wide the horse was at that position)

No	Horse	Plc	Mar	800 Posi	400 Posi	Time	3rd Qtr	4th Qt
9	HILLDALE HILTON	1	0.0m	8.9m (1)	8.6m (2)	1:57.90	30.06s	28.07s
6	CHIEF KENNY	2	7.1m	4.6m (0)	4.0m (1)	1:58.43	30.05s	28.94s
4	SUMMER KISS	3	25.3m	14.0m (1)	11.7m (1)	1:59.81	29.91s	29.75s
8	MAJARO GIRL	4	25.6m	0.0m (0)	0.0m (0)	1:59.83	30.10s	30.63s
1	ARETE VIRTUE	5	35.4m	23.4m (1)	22.4m (0)	2:00.57	29.99s	29.73s
10	IM FRANKEE	6	95.8m	60.4m (0)	63.2m (0)	2:05.12	30.20s	31.30s
5	SUMTHIN DIFFERENT	7	103.7m	19.1m (1)	20.3m (3)	2:05.71	30.15s	35.03s
7	SAN ANTONIO	8	107.7m	66.3m (0)	71.4m (0)	2:06.02	30.36s	31.60s
2	HAMPTON COURT	9	133.9m	12.3m (0)	89.2m (0)	2:07.99	35.70s	32.27s
3	GOOD MEMORIES	10	217.3m	54.5m (0)	143.9m (0)	2:14.27	36.54s	34.55s

Finish Position and metres gained

First Arrow shows distance gain/loss from 2nd Qtr to 3rd Qtr, Second Arrow shows distance gain/loss from 3rd Qtr to Finish. Blue arrow indicates best gain in these quarters.



Menangle Race 9 Distance 1609m

Saturday, 20 June 2026

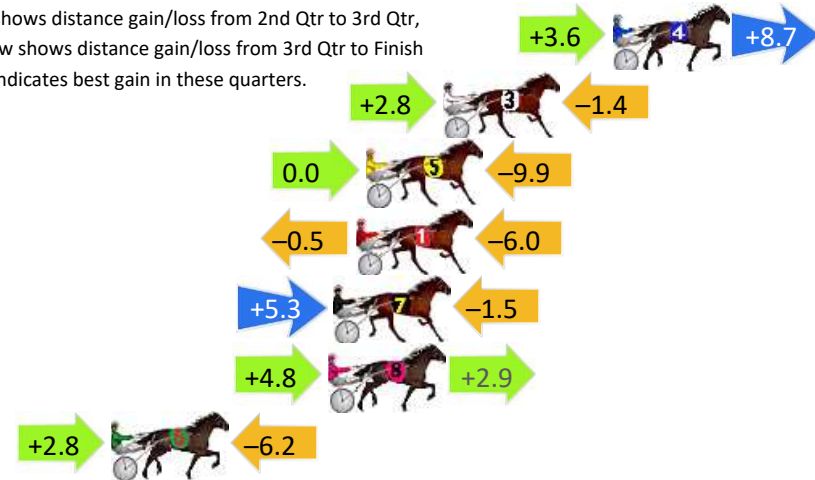
Gross Time: 1:51.80 MileRate: 1:51.80 LeadTime: 0.00s First Qtr: 28.00s Second Qtr: 28.10s Third Qtr: 27.50s Fourth Qtr: 28.20s

DATA TABLE: 800 / 400 Posi's are position from leader and (how wide the horse was at that position)

No	Horse	Plc	Mar	800 Posi	400 Posi	Time	3rd Qtr	4th Qt
4	ISLA ROCHELLE	1	0.0m	12.3m (0)	8.7m (0)	1:51.80	27.26s	27.60s
3	JILLIBY ILLUMINATE	2	6.8m	8.2m (0)	5.4m (1)	1:52.30	27.31s	28.33s
5	NAMAKA	3	9.9m	0.0m (0)	0.0m (0)	1:52.53	27.50s	28.93s
1	SUNSET STRIDE	4	10.3m	3.8m (0)	4.3m (0)	1:52.56	27.54s	28.66s
7	PEACE OUT	5	11.2m	15.0m (1)	9.7m (1)	1:52.63	27.15s	28.36s
8	MISSAUDACIOUS	6	11.4m	19.1m (1)	14.3m (2)	1:52.64	27.18s	28.06s
6	BEAT SWEET	7	20.1m	16.7m (0)	13.9m (0)	1:53.29	27.32s	28.73s

Finish Position and metres gained

First Arrow shows distance gain/loss from 2nd Qtr to 3rd Qtr, Second Arrow shows distance gain/loss from 3rd Qtr to Finish
Blue arrow indicates best gain in these quarters.



8
0
0

Visual positions in race at 2nd Quarter



4
0
0

Visual positions in race at 3rd Quarter

