

Parkes Race 1 Distance 1660m

Sunday, 21 June 2026


Gross Time: 2:01.90 MileRate: 1:58.20 LeadTime: 2.80s First Qtr: 30.00s Second Qtr: 31.10s Third Qtr: 29.00s Fourth Qtr: 29.00s

DATA TABLE: 800 / 400 Posi's are position from leader and (how wide the horse was at that position)

No	Horse	Plc	Mar	800 Posi	400 Posi	Time	3rd Qtr	4th Qt
2	STAY LUCKY	1	0.0m	0.0m (0)	0.0m (0)	2:01.90	29.00s	29.00s
10	MY ULTIMATE BRUNO	2	1.2m	0.8m (1)	1.2m (1)	2:01.99	29.03s	29.00s
7	ULTIMATE COOKIE	3	1.3m	8.4m (0)	9.6m (1)	2:02.00	29.09s	28.40s
1	WAT ON EARTH	4	4.5m	4.0m (0)	4.4m (0)	2:02.24	29.03s	29.01s
5	SINFUL KISS	5	6.2m	5.4m (1)	5.4m (1)	2:02.37	29.00s	29.06s
9	BODELETOS	6	11.7m	18.2m (1)	19.8m (0)	2:02.79	29.12s	28.42s
8	STUCKINAFENCE	7	11.8m	14.2m (1)	13.2m (2)	2:02.80	28.93s	28.90s
6	VINNYSGAL	8	14.0m	13.2m (0)	15.0m (0)	2:02.97	29.13s	28.93s
3	JETS REASON	9	35.7m	10.2m (1)	18.6m (1)	2:04.62	29.61s	30.23s

Finish Position and metres gained

First Arrow shows distance gain/loss from 2nd Qtr to 3rd Qtr, Second Arrow shows distance gain/loss from 3rd Qtr to Finish. Blue arrow indicates best gain in these quarters.



800

Visual positions in race at 2nd Quarter



400

Visual positions in race at 3rd Quarter



Parkes Race 2 Distance 1660m

Sunday, 21 June 2026


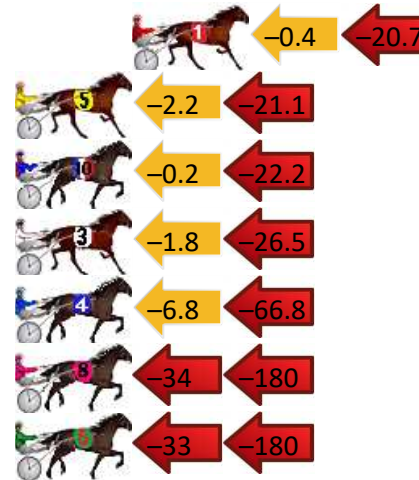
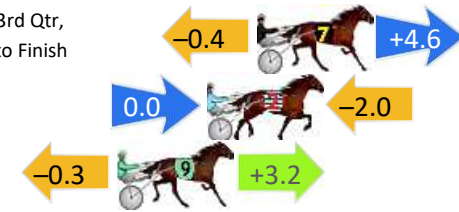
Gross Time: 2:03.20 MileRate: 1:59.50 LeadTime: 4.00s First Qtr: 29.90s Second Qtr: 29.60s Third Qtr: 30.20s Fourth Qtr: 29.50s

DATA TABLE: 800 / 400 Posi's are position from leader and (how wide the horse was at that position)

No	Horse	Plc	Mar	800 Posi	400 Posi	Time	3rd Qtr	4th Qt
7	TOMMY TIME	1	0.0m	4.2m (0)	4.6m (0)	2:03.20	30.23s	29.16s
2	PLEASANT HEIGHTS	2	2.0m	0.0m (0)	0.0m (0)	2:03.35	30.20s	29.65s
9	SIR BLUE STORK	3	5.6m	8.5m (0)	8.8m (0)	2:03.63	30.22s	29.27s
1	MISTER DEPENDABLE	4	23.3m	2.2m (1)	2.6m (1)	2:05.00	30.25s	31.02s
5	YA RACIN DASH	5	29.7m	6.4m (1)	8.6m (1)	2:05.50	30.38s	31.05s
10	MICKILLATIGER	6	35.6m	13.2m (0)	13.4m (0)	2:05.95	30.23s	31.13s
3	WOBBLY BOOT	7	40.9m	12.6m (1)	14.4m (1)	2:06.36	30.36s	31.44s
4	WINDY HILL THUNDER	8	102.8m	29.2m (0)	36.0m (0)	2:11.15	30.76s	34.40s
8	MY CONFIDANT	9	229.2m	16.8m (1)	50.0m (2)	2:20.93	32.82s	42.64s
6	MAJOR UPTOWN	10	229.6m	17.2m (0)	50.0m (1)	2:20.96	32.79s	42.67s

Finish Position and metres gained

First Arrow shows distance gain/loss from 2nd Qtr to 3rd Qtr, Second Arrow shows distance gain/loss from 3rd Qtr to Finish. Blue arrow indicates best gain in these quarters.



800

Visual positions in race at 2nd Quarter



400

Visual positions in race at 3rd Quarter



Sectional Analysis Software
Not just form | Free Trial



RISE Digital, Harness Racing Australia nor the provider accepts any responsibility for the completeness or accuracy of any of the information contained herein, and makes no representations about its suitability for any particular purpose. Users should make their own judgements about those matters and/or seek independent advice. You assume all risks associated with use of data provided on this page

www.facebook.com/PJHarnessRacing

Parkes Race 3 Distance 1660m

Sunday, 21 June 2026

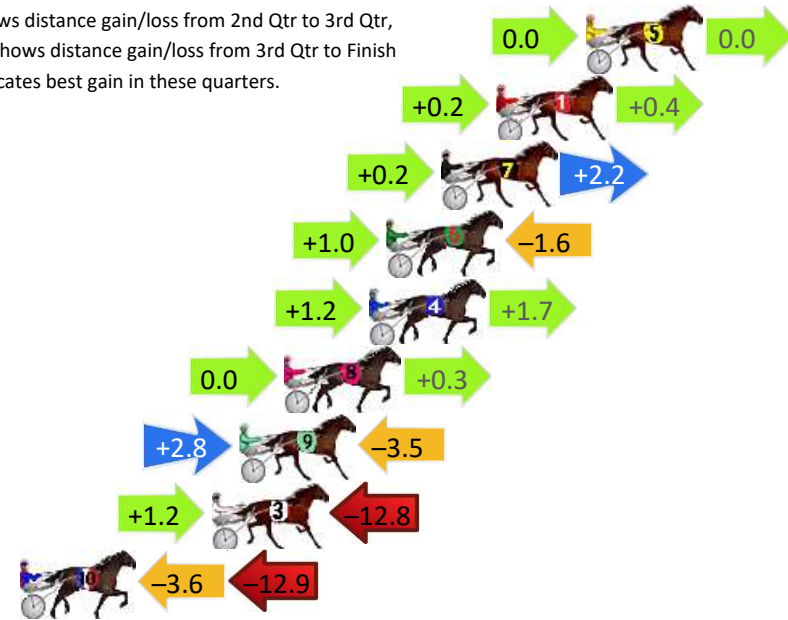
Gross Time: 2:03.60 MileRate: 1:59.90 LeadTime: 4.00s First Qtr: 30.30s Second Qtr: 30.80s Third Qtr: 29.50s Fourth Qtr: 29.00s

DATA TABLE: 800 / 400 Posi's are position from leader and (how wide the horse was at that position)


NoHorse	Plc	Mar	800 Posi	400 Posi	Time	3rd Qtr	4th Qt
5 CHANSU	1	0.0m	0.0m (0)	0.0m (0)	2:03.60	29.50s	29.00s
1 DESIDERIO	2	3.6m	4.2m (0)	4.0m (0)	2:03.87	29.49s	28.97s
7 KAY JAY MIKI	3	5.8m	8.2m (0)	8.0m (0)	2:04.04	29.48s	28.84s
6 ROCKET ME	4	8.0m	7.4m (1)	6.4m (1)	2:04.21	29.43s	29.12s
4 MARABELLE	5	8.7m	11.6m (1)	10.4m (1)	2:04.26	29.41s	28.88s
8 TIGERNATOR	6	12.1m	12.4m (0)	12.4m (0)	2:04.52	29.50s	28.98s
9 TACTICAL ILLUSION	7	13.9m	13.2m (2)	10.4m (3)	2:04.66	29.30s	29.25s
3 MAMMALS JEWEL	8	15.0m	3.4m (1)	2.2m (1)	2:04.74	29.42s	29.92s
10 LINE ME UP BRO	9	22.7m	6.2m (2)	9.8m (2)	2:05.33	29.77s	29.93s

Finish Position and metres gained

First Arrow shows distance gain/loss from 2nd Qtr to 3rd Qtr, Second Arrow shows distance gain/loss from 3rd Qtr to Finish
Blue arrow indicates best gain in these quarters.



Visual positions in race at 2nd Quarter



Visual positions in race at 3rd Quarter

Parkes Race 4 Distance 1660m

Sunday, 21 June 2026


Gross Time: 2:04.40 MileRate: 2:00.60 LeadTime: 3.80s First Qtr: 28.70s Second Qtr: 31.40s Third Qtr: 30.60s Fourth Qtr: 29.90s

DATA TABLE: 800 / 400 Posi's are position from leader and (how wide the horse was at that position)

No	Horse	Plc	Mar	800 Posi	400 Posi	Time	3rd Qtr	4th Qt
9	SHEZ A PUNTER	1	0.0m	10.4m (1)	9.0m (2)	2:04.40	30.49s	29.23s
4	CHILLAX	2	0.4m	6.0m (1)	4.4m (2)	2:04.43	30.48s	29.60s
7	TULHURST ELVIS	3	0.5m	1.6m (1)	0.2m (1)	2:04.44	30.49s	29.92s
1	LOLLIPOP	4	2.4m	4.0m (0)	4.2m (0)	2:04.59	30.61s	29.77s
2	PYEKAKARIKI	5	6.2m	8.0m (0)	8.0m (1)	2:04.89	30.60s	29.77s
6	ORAMA	6	8.4m	14.6m (1)	13.6m (2)	2:05.06	30.52s	29.51s
8	RAGING ON	7	16.1m	12.2m (0)	12.2m (0)	2:05.66	30.60s	30.19s
10	SCARLET BLING	8	17.6m	16.0m (0)	16.2m (0)	2:05.78	30.62s	30.00s
3	HESKOALATEE	9	20.6m	20.6m (0)	20.8m (0)	2:06.01	30.61s	29.89s
5	LIMBO LENNY	10	21.9m	0.0m (0)	0.0m (0)	2:06.12	30.62s	31.53s

Finish Position and metres gained

First Arrow shows distance gain/loss from 2nd Qtr to 3rd Qtr, Second Arrow shows distance gain/loss from 3rd Qtr to Finish Blue arrow indicates best gain in these quarters.



800

Visual positions in race at 2nd Quarter



400

Visual positions in race at 3rd Quarter



Parkes Race 5 Distance 1660m

Sunday, 21 June 2026

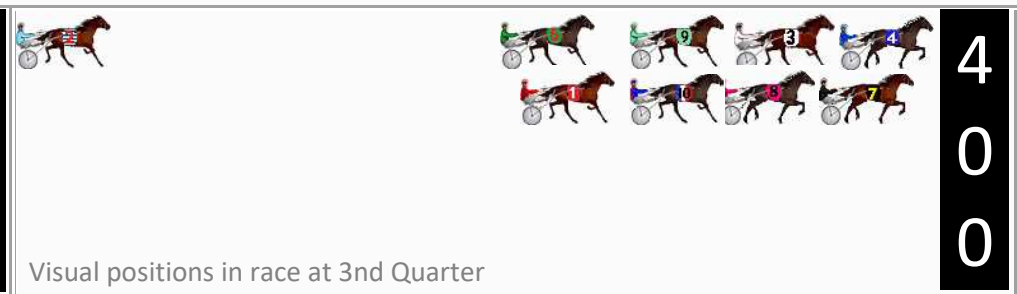

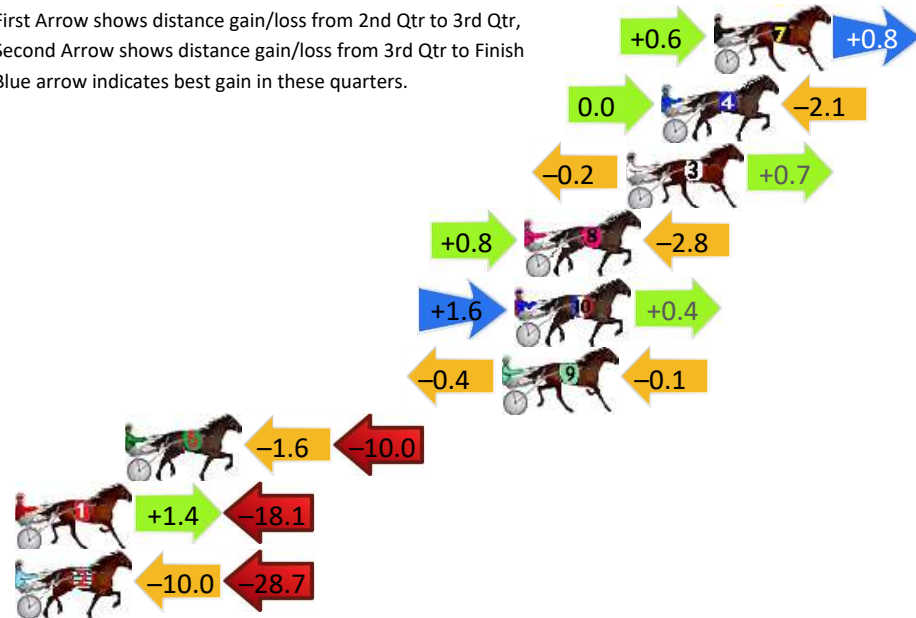
Gross Time: 2:02.60 MileRate: 1:58.80 LeadTime: 3.60s First Qtr: 29.40s Second Qtr: 32.20s Third Qtr: 29.60s Fourth Qtr: 27.80s

DATA TABLE: 800 / 400 Posi's are position from leader and (how wide the horse was at that position)

No	Horse	Plc	Mar	800 Posi	400 Posi	Time	3rd Qtr	4th Qt
7	PRINCESS BALLERINA	1	0.0m	1.4m (1)	0.8m (1)	2:02.60	29.56s	27.74s
4	ALWAYS ADORNED	2	2.1m	0.0m (0)	0.0m (0)	2:02.75	29.60s	27.95s
3	BIZZIE LIZZIE	3	3.5m	4.0m (0)	4.2m (0)	2:02.86	29.61s	27.75s
8	LIMOUSINE TOMMY	4	7.6m	5.6m (1)	4.8m (1)	2:03.16	29.55s	27.99s
10	CAPITALISM	5	8.0m	10.0m (1)	8.4m (1)	2:03.18	29.48s	27.77s
9	HAZZA IS WATCHING	6	8.5m	8.0m (0)	8.4m (0)	2:03.22	29.63s	27.81s
6	JESSEJAMES SHANNON	7	23.6m	12.0m (0)	13.6m (0)	2:04.33	29.74s	28.49s
1	SHES GOT A REASON	8	30.9m	14.2m (1)	12.8m (1)	2:04.86	29.54s	29.05s
2	RONZEL SONNY	9	108.7m	70.0m (0)	80.0m (0)	2:10.55	30.38s	29.78s

Finish Position and metres gained

First Arrow shows distance gain/loss from 2nd Qtr to 3rd Qtr, Second Arrow shows distance gain/loss from 3rd Qtr to Finish
Blue arrow indicates best gain in these quarters.



Parkes Race 6 Distance 1660m

Sunday, 21 June 2026

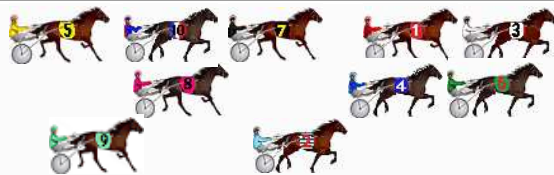
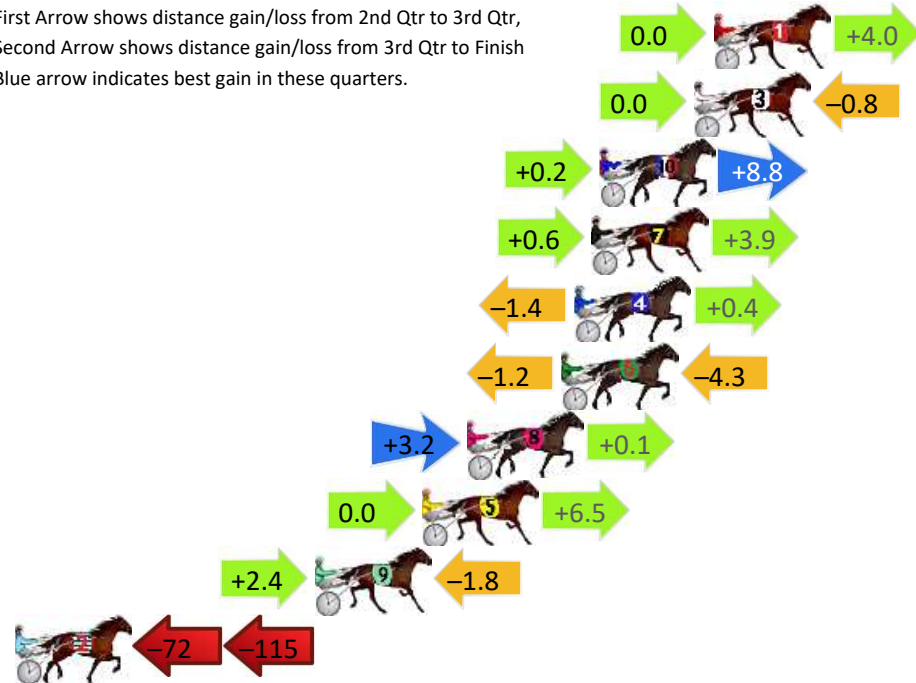
Gross Time: 2:05.90 MileRate: 2:02.00 LeadTime: 4.40s First Qtr: 30.30s Second Qtr: 31.00s Third Qtr: 30.10s Fourth Qtr: 30.10s

DATA TABLE: 800 / 400 Posi's are position from leader and (how wide the horse was at that position)

No	Horse	Plc	Mar	800 Posi	400 Posi	Time	3rd Qtr	4th Qt
1	MAYBE JANIS	1	0.0m	4.0m (0)	4.0m (0)	2:05.90	30.10s	29.80s
3	REDEMPTION MISS	2	0.8m	0.0m (0)	0.0m (0)	2:05.96	30.10s	30.16s
10	WINDY HILL ABBEY	3	4.6m	13.6m (0)	13.4m (0)	2:06.26	30.09s	29.44s
7	VINIES JOLT	4	4.9m	9.4m (0)	8.8m (0)	2:06.29	30.06s	29.81s
4	LAMNA NASUS	5	5.6m	4.6m (1)	6.0m (1)	2:06.34	30.20s	30.07s
6	CLASSYNFABULOUS	6	6.1m	0.6m (1)	1.8m (1)	2:06.38	30.19s	30.42s
8	MOREFUNTOCOME	7	9.9m	13.2m (1)	10.0m (1)	2:06.68	29.86s	30.09s
5	ARMA BITABLING	8	11.7m	18.2m (0)	18.2m (0)	2:06.82	30.10s	29.61s
9	MRS MAHONEY	9	16.0m	16.6m (2)	14.2m (2)	2:07.16	29.92s	30.23s
2	TIGER JEWEL	10	194.9m	8.4m (2)	80.0m (0)	2:21.26	35.46s	38.70s

Finish Position and metres gained

First Arrow shows distance gain/loss from 2nd Qtr to 3rd Qtr,
Second Arrow shows distance gain/loss from 3rd Qtr to Finish
Blue arrow indicates best gain in these quarters.



800

Visual positions in race at 2nd Quarter



400

Visual positions in race at 3rd Quarter



Parkes Race 7 Distance 1660m

Sunday, 21 June 2026


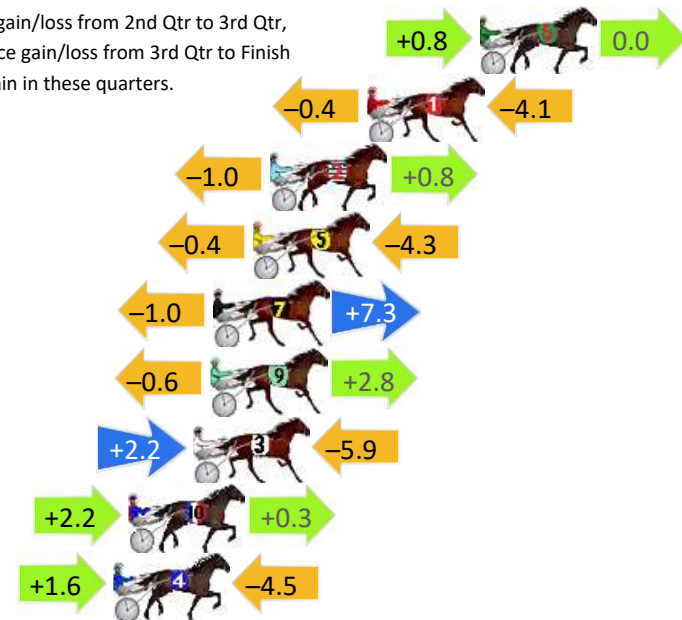
Gross Time: 2:01.70 MileRate: 1:58.00 LeadTime: 4.00s First Qtr: 28.70s Second Qtr: 30.50s Third Qtr: 28.90s Fourth Qtr: 29.60s

DATA TABLE: 800 / 400 Posi's are position from leader and (how wide the horse was at that position)

No	Horse	Plc	Mar	800 Posi	400 Posi	Time	3rd Qtr	4th Qt
6	RIVIERE	1	0.0m	0.8m (1)	0.0m (1)	2:01.70	28.84s	29.60s
1	MILLWOOD GRACE	2	4.5m	0.0m (0)	0.4m (0)	2:02.05	28.93s	29.90s
2	KADAR	3	8.4m	8.2m (0)	9.2m (0)	2:02.35	28.97s	29.54s
5	A LIL BIT OF LOVE	4	9.1m	4.4m (0)	4.8m (1)	2:02.41	28.93s	29.92s
7	DEEPWATER CAM	5	10.7m	17.0m (0)	18.0m (0)	2:02.53	28.98s	29.06s
9	WOKKA ROCK	6	10.8m	13.0m (0)	13.6m (0)	2:02.54	28.95s	29.39s
3	LOYOLA SPIAGGIA	7	11.5m	7.8m (1)	5.6m (2)	2:02.59	28.73s	30.03s
10	WARRAWEE CRUZIN	8	14.1m	16.6m (1)	14.4m (2)	2:02.79	28.74s	29.58s
4	GROSESTAR	9	14.7m	11.8m (1)	10.2m (2)	2:02.84	28.78s	29.93s

Finish Position and metres gained

First Arrow shows distance gain/loss from 2nd Qtr to 3rd Qtr, Second Arrow shows distance gain/loss from 3rd Qtr to Finish
Blue arrow indicates best gain in these quarters.



800

Visual positions in race at 2nd Quarter



400

Visual positions in race at 3rd Quarter



Parkes Race 8 Distance 1660m

Sunday, 21 June 2026


Gross Time: 2:03.50 MileRate: 1:59.70 LeadTime: 3.80s First Qtr: 30.30s Second Qtr: 29.40s Third Qtr: 30.00s Fourth Qtr: 30.00s

DATA TABLE: 800 / 400 Posi's are position from leader and (how wide the horse was at that position)

No	Horse	Plc	Mar	800 Posi	400 Posi	Time	3rd Qtr	4th Qt
10	STUDLEIGH SUNRISE	1	0.0m	13.0m (0)	8.6m (1)	2:03.50	29.67s	29.36s
8	CAPTAIN JAZZ	2	1.2m	11.0m (1)	4.6m (3)	2:03.59	29.52s	29.75s
6	FEISTY TIGER	3	1.7m	1.4m (1)	0.0m (1)	2:03.63	29.90s	30.13s
5	SWEET SWEET TOOTH	4	3.8m	1.0m (2)	1.0m (2)	2:03.80	30.00s	30.21s
2	VIOLET JAY	5	6.3m	6.4m (1)	4.0m (1)	2:04.00	29.82s	30.17s
1	MAISIELOUISA	6	7.5m	4.4m (0)	6.6m (0)	2:04.09	30.16s	30.07s
9	BRADNESS JUNE	7	18.7m	15.8m (1)	13.8m (1)	2:04.97	29.85s	30.37s
7	PECUNIOUS	8	25.9m	9.0m (0)	16.0m (0)	2:05.54	30.52s	30.74s
3	DEAR DARLING	9	39.7m	0.0m (0)	2.2m (0)	2:06.62	30.16s	32.80s

Finish Position and metres gained

First Arrow shows distance gain/loss from 2nd Qtr to 3rd Qtr, Second Arrow shows distance gain/loss from 3rd Qtr to Finish Blue arrow indicates best gain in these quarters.



800

Visual positions in race at 2nd Quarter



400

Visual positions in race at 3rd Quarter



Parkes Race 9 Distance 1660m




Sunday, 21 June 2026

Gross Time: 2:03.80 MileRate: 2:00.00 LeadTime: 4.00s First Qtr: 30.00s Second Qtr: 29.90s Third Qtr: 29.90s Fourth Qtr: 30.00s

DATA TABLE: 800 / 400 Posi's are position from leader and (how wide the horse was at that position)

No	Horse	Plc	Mar	800 Posi	400 Posi	Time	3rd Qtr	4th Qt
2	MOHAWK PARK	1	0.0m	0.0m (0)	0.0m (0)	2:03.80	29.90s	30.00s
7	MAGIC TULHURST	2	4.7m	8.4m (0)	8.4m (0)	2:04.17	29.90s	29.72s
1	CELEBRITY CRUISE	3	5.2m	4.2m (0)	4.0m (0)	2:04.21	29.88s	30.09s
4	NEVERTOOLATE	4	12.0m	2.6m (1)	2.8m (1)	2:04.74	29.91s	30.69s
10	SURFIN AT MIDNIGHT	5	13.0m	16.0m (1)	16.0m (1)	2:04.82	29.90s	29.78s
8	IRK MCGLURK	6	15.5m	12.8m (0)	13.8m (0)	2:05.02	29.97s	30.13s
5	SPRINGFIELD DESIRE	7	18.1m	12.2m (1)	11.6m (2)	2:05.22	29.85s	30.48s
9	SHEZ A WARRIOR	8	18.8m	16.6m (0)	18.0m (0)	2:05.28	30.00s	30.06s
3	ROCK QUEEN	9	21.2m	8.0m (1)	7.8m (1)	2:05.47	29.88s	31.00s
6	PEAKSART	10	38.6m	16.4m (2)	16.8m (2)	2:06.83	29.93s	31.63s

Finish Position and metres gained



Parkes Race 10 Distance 1660m

Sunday, 21 June 2026

Gross Time: 2:02.10 MileRate: 1:58.40 LeadTime: 3.00s First Qtr: 29.10s Second Qtr: 29.20s Third Qtr: 29.50s Fourth Qtr: 31.30s

DATA TABLE: 800 / 400 Posi's are position from leader and (how wide the horse was at that position)

No	Horse	Plc	Mar	800 Posi	400 Posi	Time	3rd Qtr	4th Qt
7	HARVEYS TOOTH	1	0.0m	19.6m (1)	14.2m (2)	2:02.10	29.12s	30.20s
3	ONEDARKKNIGHT	2	1.3m	4.4m (0)	4.4m (0)	2:02.21	29.51s	31.06s
10	CAM I AM	3	3.2m	0.0m (2)	0.6m (1)	2:02.36	29.54s	31.50s
6	CLEARY	4	4.3m	28.6m (0)	18.2m (1)	2:02.45	28.75s	30.22s
9	SHADY TREE	5	8.5m	7.6m (1)	10.0m (2)	2:02.80	29.68s	31.18s
8	SEVENTH IMMORTAL	6	13.3m	3.4m (1)	8.6m (1)	2:03.19	29.88s	31.67s
5	REASON TO KISS	7	15.5m	0.0m (0)	0.0m (0)	2:03.37	29.47s	32.51s
1	TENACITY RED	8	16.9m	20.6m (0)	14.8m (0)	2:03.48	29.06s	31.46s
4	GET DOWN NOW	9	28.8m	41.6m (0)	31.0m (0)	2:04.46	28.70s	31.13s

Finish Position and metres gained

First Arrow shows distance gain/loss from 2nd Qtr to 3rd Qtr, Second Arrow shows distance gain/loss from 3rd Qtr to Finish. Blue arrow indicates best gain in these quarters.

