


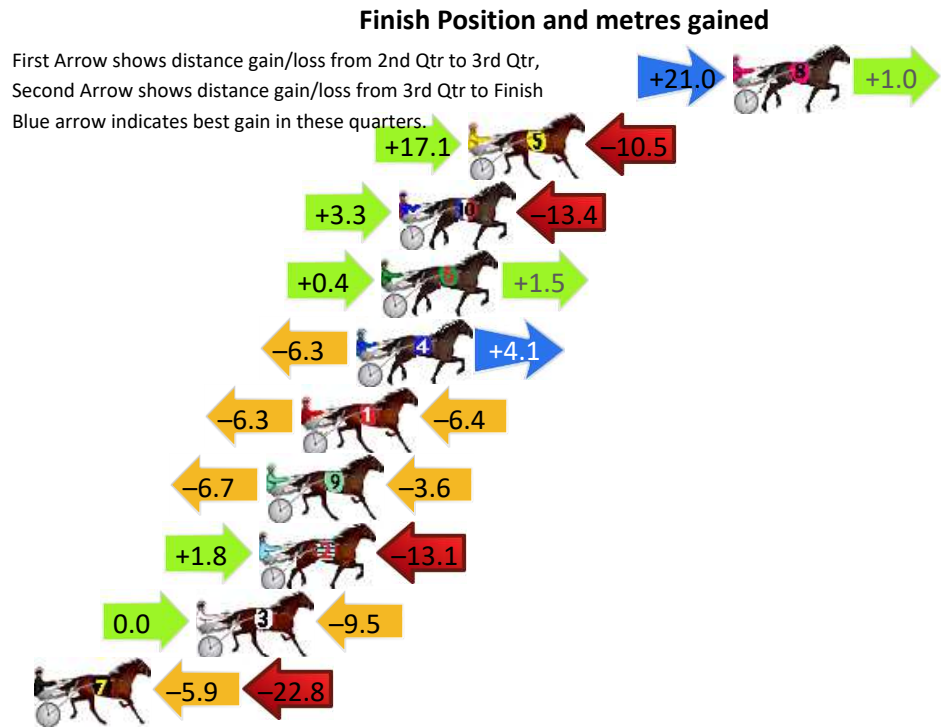
Wagga Riverina Race 1 Distance 2270m

Tuesday, 23 June 2026

Gross Time: 2:46.50 MileRate: 1:58.00 LeadTime: 47.30s First Qtr: 30.60s Second Qtr: 30.30s Third Qtr: 29.90s Fourth Qtr: 28.40s

DATA TABLE: 800 / 400 Posi's are position from leader and (how wide the horse was at that position)

No	Horse	Plc	Mar	800 Posi	400 Posi	Time	3rd Qtr	4th Qt
8	BOLANALONG	1	0.0m	22.0m (2)	1.0m (2)	2:46.50	28.33s	28.33s
5	ONE STUNIN MELODY	2	10.6m	17.2m (2)	0.1m (1)	2:47.29	28.63s	29.18s
10	ALWAYSATTHEBEACH	3	13.4m	3.3m (1)	0.0m (0)	2:47.50	29.65s	29.40s
6	GEORGES WORLD	4	14.1m	16.0m (1)	15.6m (2)	2:47.55	29.84s	28.32s
4	FOR A DREAM	5	15.1m	12.9m (0)	19.2m (0)	2:47.63	30.33s	28.14s
1	CRIMSON ROCK	6	17.3m	4.6m (0)	10.9m (0)	2:47.79	30.35s	28.90s
9	YANKEE BABE	7	18.7m	8.4m (0)	15.1m (0)	2:47.90	30.37s	28.71s
2	SOPHIES SCOOTER	8	19.0m	7.7m (1)	5.9m (1)	2:47.92	29.76s	29.39s
3	RACING WRITER	9	21.5m	12.0m (1)	12.0m (1)	2:48.10	29.88s	29.13s
7	MAJORS CREEK	10	28.7m	0.0m (0)	5.9m (0)	2:48.64	30.33s	30.11s



Wagga Riverina Race 2 Distance 1740m

Tuesday, 23 June 2026


Gross Time: 2:05.80 MileRate: 1:56.40 LeadTime: 9.10s First Qtr: 29.30s Second Qtr: 29.70s Third Qtr: 29.30s Fourth Qtr: 28.40s

DATA TABLE: 800 / 400 Posi's are position from leader and (how wide the horse was at that position)

No	Horse	Plc	Mar	800 Posi	400 Posi	Time	3rd Qtr	4th Qt
7	SNAKE OIL	1	0.0m	19.4m (2)	3.4m (2)	2:05.80	28.12s	28.16s
6	WONGALEA YANK	2	2.2m	19.1m (1)	7.5m (2)	2:05.96	28.45s	28.02s
2	BIGWHEEL BOMBA	3	2.7m	0.0m (0)	0.0m (0)	2:06.00	29.30s	28.60s
5	GIBBS	4	5.8m	7.0m (1)	7.3m (1)	2:06.23	29.31s	28.31s
8	EYES OFF TIGER	5	7.6m	14.6m (0)	13.4m (0)	2:06.37	29.20s	28.01s
4	FLY OVER STATES	6	10.3m	11.1m (1)	11.2m (1)	2:06.57	29.29s	28.37s
10	ANGELIC ATTITUDE	7	10.6m	14.9m (1)	12.0m (2)	2:06.59	29.07s	28.33s
9	BARKWAY THOMAS	8	13.4m	8.8m (0)	8.9m (0)	2:06.80	29.30s	28.76s
3	EX ELLE	9	15.1m	1.5m (1)	2.2m (1)	2:06.93	29.35s	29.37s
1	SHADILANE	10	25.0m	4.1m (0)	4.2m (0)	2:07.67	29.30s	29.97s

Finish Position and metres gained

First Arrow shows distance gain/loss from 2nd Qtr to 3rd Qtr, Second Arrow shows distance gain/loss from 3rd Qtr to Finish Blue arrow indicates best gain in these quarters.



800

Visual positions in race at 2nd Quarter



400

Visual positions in race at 3rd Quarter



Wagga Riverina Race 3 Distance 1740m

Tuesday, 23 June 2026


Gross Time: 2:04.40 MileRate: 1:55.00 LeadTime: 9.00s First Qtr: 29.00s Second Qtr: 29.20s Third Qtr: 28.90s Fourth Qtr: 28.30s

DATA TABLE: 800 / 400 Posi's are position from leader and (how wide the horse was at that position)

No	Horse	Plc	Mar	800 Posi	400 Posi	Time	3rd Qtr	4th Qt
7	LETTUCE GO MIKI	1	0.0m	14.6m (1)	4.2m (2)	2:04.40	28.15s	28.00s
3	IM ON NO SLEEP	2	1.1m	1.5m (1)	0.0m (1)	2:04.48	28.79s	28.38s
2	POSTER PERFECT	3	3.5m	0.0m (0)	0.3m (0)	2:04.66	28.92s	28.54s
9	TITIWHA	4	6.6m	8.9m (0)	9.0m (0)	2:04.89	28.90s	28.15s
1	SWEET LOUANNE	5	6.8m	4.5m (0)	4.5m (0)	2:04.91	28.90s	28.49s
8	OAK RIDGE	6	10.2m	13.4m (0)	12.2m (1)	2:05.16	28.81s	28.19s
6	CHRISSY EVE	7	11.6m	9.9m (1)	8.7m (2)	2:05.26	28.81s	28.54s
4	OUR ULTIMATE JANE	8	11.8m	23.8m (1)	16.0m (2)	2:05.28	28.33s	28.04s
10	EYEDIDNTLOSEIT	9	12.3m	5.7m (1)	4.5m (1)	2:05.31	28.81s	28.89s
5	NIFTY AMBITION	10	19.3m	19.3m (1)	12.9m (3)	2:05.84	28.43s	28.82s

Finish Position and metres gained

First Arrow shows distance gain/loss from 2nd Qtr to 3rd Qtr, Second Arrow shows distance gain/loss from 3rd Qtr to Finish
Blue arrow indicates best gain in these quarters.



800

Visual positions in race at 2nd Quarter



400

Visual positions in race at 3rd Quarter



Wagga Riverina Race 4 Distance 1740m

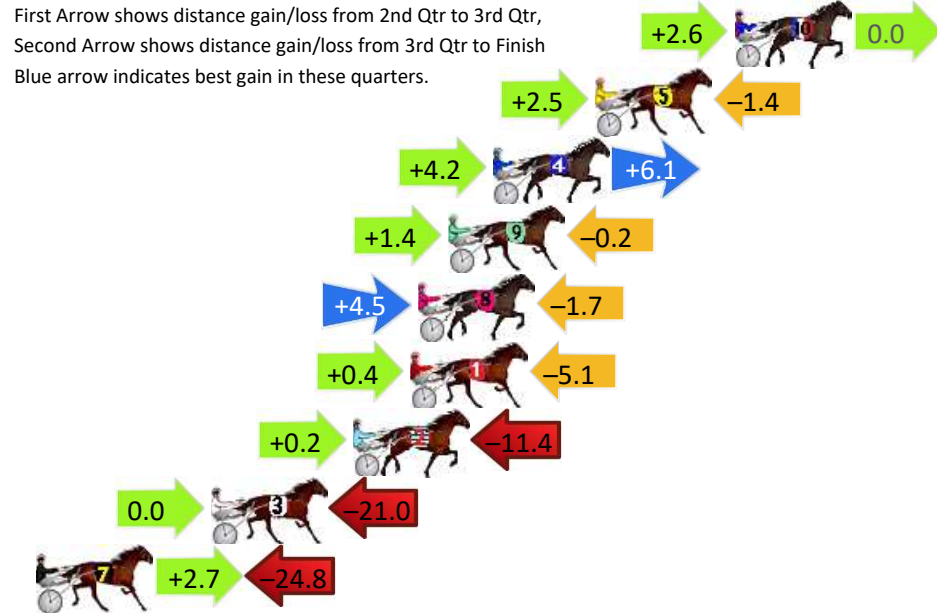
Tuesday, 23 June 2026

Gross Time: 2:05.20 MileRate: 1:55.80 LeadTime: 8.80s First Qtr: 28.80s Second Qtr: 30.40s Third Qtr: 29.20s Fourth Qtr: 28.00s

DATA TABLE: 800 / 400 Posi's are position from leader and (how wide the horse was at that position)

No	Horse	Plc	Mar	800 Posi	400 Posi	Time	3rd Qtr	4th Qt
10	LOMBOK	1	0.0m	2.6m (1)	0.0m (1)	2:05.20	29.01s	28.00s
5	TWO BLUES BLING	2	5.6m	6.7m (1)	4.2m (1)	2:05.61	29.01s	28.11s
4	LESSISMORE	3	9.7m	20.0m (1)	15.8m (1)	2:05.91	28.87s	27.59s
9	LADY OF HOPE	4	11.5m	12.7m (0)	11.3m (1)	2:06.05	29.08s	28.05s
8	MACHX THE STRANGER	5	12.7m	15.5m (1)	11.0m (3)	2:06.13	28.85s	28.15s
1	OUR ULTIMATE BONNY	6	13.0m	8.3m (0)	7.9m (0)	2:06.16	29.16s	28.40s
2	AVA LEANNE	7	15.3m	4.1m (0)	3.9m (0)	2:06.33	29.18s	28.85s
3	MAJOR HAYLEY	8	21.0m	0.0m (0)	0.0m (0)	2:06.75	29.20s	29.55s
7	PIRANI PERFECT	9	33.5m	11.4m (1)	8.7m (2)	2:07.67	28.99s	29.85s

Finish Position and metres gained



800

Visual positions in race at 2nd Quarter



400

Visual positions in race at 3rd Quarter



Wagga Riverina Race 5 Distance 1740m

Tuesday, 23 June 2026

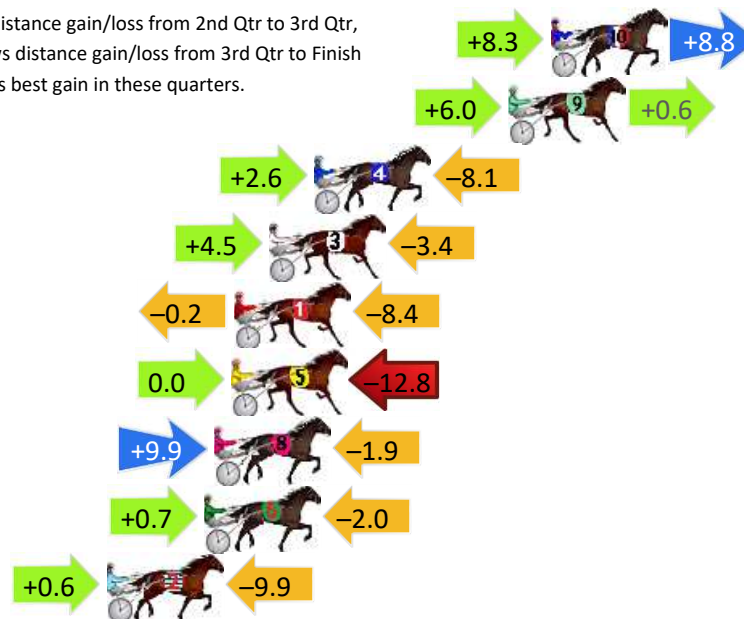
Gross Time: 2:06.00 MileRate: 1:56.50 LeadTime: 8.80s First Qtr: 28.60s Second Qtr: 31.70s Third Qtr: 29.40s Fourth Qtr: 27.50s

DATA TABLE: 800 / 400 Posi's are position from leader and (how wide the horse was at that position)

No	Horse	Plc	Mar	800 Posi	400 Posi	Time	3rd Qtr	4th Qt
10	ROCKY ROCKS	1	0.0m	17.1m (1)	8.8m (2)	2:06.00	28.77s	26.88s
9	KEAYANG KAUNA	2	1.7m	8.3m (1)	2.3m (2)	2:06.12	28.95s	27.46s
4	HARJAYBRO	3	9.5m	4.0m (1)	1.4m (1)	2:06.69	29.21s	28.09s
3	ROLL TO THE TOP	4	11.3m	12.4m (1)	7.9m (1)	2:06.82	29.05s	27.76s
1	SPECTA	5	12.7m	4.1m (0)	4.3m (0)	2:06.92	29.40s	28.12s
5	DORRISTOPAYTHEBIL L	6	12.8m	0.0m (0)	0.0m (0)	2:06.93	29.40s	28.43s
8	WAMBOYNE MACHETE	7	13.5m	21.5m (1)	11.6m (1)	2:06.98	28.65s	27.66s
6	BETTORS HOPE	8	13.9m	12.6m (0)	11.9m (0)	2:07.01	29.32s	27.67s
2	SWEDISH MEATBALLS	9	17.8m	8.5m (0)	7.9m (0)	2:07.29	29.34s	28.23s

Finish Position and metres gained

First Arrow shows distance gain/loss from 2nd Qtr to 3rd Qtr,
Second Arrow shows distance gain/loss from 3rd Qtr to Finish
Blue arrow indicates best gain in these quarters.



800

Visual positions in race at 2nd Quarter



400

Visual positions in race at 3rd Quarter



Wagga Riverina Race 6 Distance 1740m

Tuesday, 23 June 2026

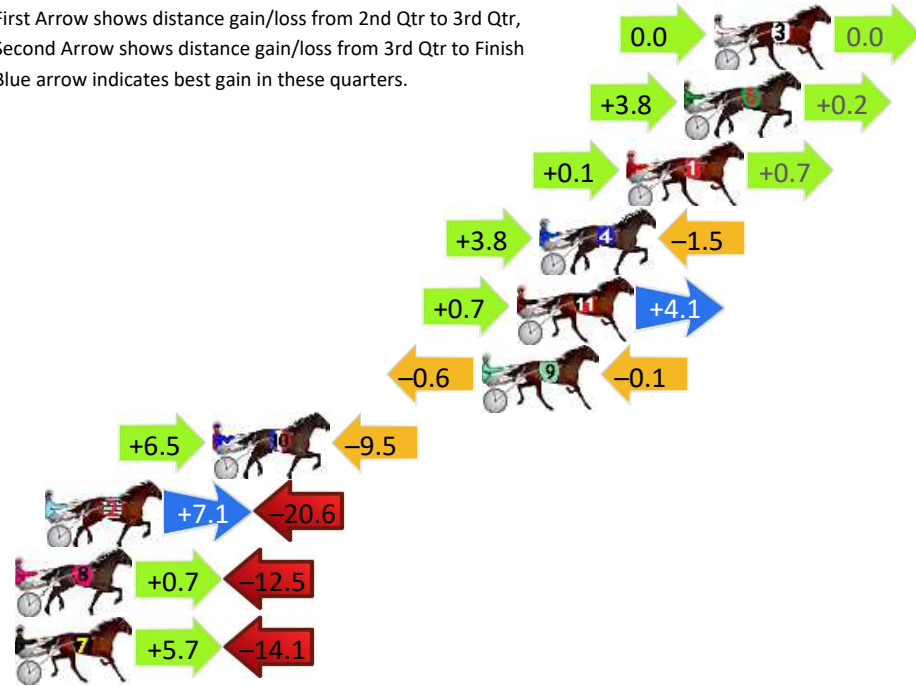
Gross Time: 2:07.40 MileRate: 1:57.80 LeadTime: 8.80s First Qtr: 29.70s Second Qtr: 31.30s Third Qtr: 29.90s Fourth Qtr: 27.70s

DATA TABLE: 800 / 400 Posi's are position from leader and (how wide the horse was at that position)

No	Horse	Plc	Mar	800 Posi	400 Posi	Time	3rd Qtr	4th Qt
3	KENO ROSIE	1	0.0m	0.0m (0)	0.0m (0)	2:07.40	29.90s	27.70s
6	BETTOR CRUNCH	2	1.2m	5.2m (1)	1.4m (1)	2:07.49	29.61s	27.69s
1	ROCK SPIRIT	3	3.5m	4.3m (0)	4.2m (0)	2:07.66	29.88s	27.66s
4	BLINGFORTHEGIRLS	4	7.0m	9.3m (1)	5.5m (1)	2:07.91	29.60s	27.82s
11	KYCORDEN	5	7.9m	12.7m (0)	12.0m (0)	2:07.98	29.82s	27.42s
9	BIG FROST	6	9.3m	8.6m (0)	9.2m (1)	2:08.08	29.92s	27.72s
10	WHO IS ALAN	7	20.1m	17.1m (1)	10.6m (2)	2:08.86	29.39s	28.40s
2	IDEAL LILLY	8	26.8m	13.3m (1)	6.2m (2)	2:09.35	29.35s	29.21s
8	MIKI ALMIGHTY	9	29.0m	17.2m (0)	16.5m (1)	2:09.51	29.80s	28.63s
7	WORTH EVERY CENT	10	30.0m	21.6m (1)	15.9m (2)	2:09.59	29.43s	28.75s


Finish Position and metres gained

First Arrow shows distance gain/loss from 2nd Qtr to 3rd Qtr, Second Arrow shows distance gain/loss from 3rd Qtr to Finish
Blue arrow indicates best gain in these quarters.



800

Visual positions in race at 2nd Quarter



400

Visual positions in race at 3rd Quarter



Wagga Riverina Race 7 Distance 2270m

Tuesday, 23 June 2026



Gross Time: 2:51.20 MileRate: 2:01.40 LeadTime: 50.10s First Qtr: 31.40s Second Qtr: 30.70s Third Qtr: 30.30s Fourth Qtr: 28.70s

DATA TABLE: 800 / 400 Posi's are position from leader and (how wide the horse was at that position)

No	Horse	Plc	Mar	800 Posi	400 Posi	Time	3rd Qtr	4th Qt
3	ARMA THE GREAT	1	0.0m	6.5m (1)	2.7m (2)	2:51.20	30.01s	28.50s
8	BARWEN STORM	2	1.5m	23.2m (1)	6.8m (4)	2:51.31	29.05s	28.31s
7	BIDGEE BABE	3	1.5m	2.2m (1)	0.0m (1)	2:51.31	30.13s	28.81s
10	STIPULATING	4	4.2m	10.5m (1)	6.7m (3)	2:51.52	30.00s	28.53s
9	CARMEN ON BLING	5	6.8m	8.5m (0)	6.0m (1)	2:51.71	30.10s	28.77s
2	WEENEEDDREAMS	6	9.0m	0.0m (0)	0.6m (0)	2:51.88	30.34s	29.34s
6	ARKLOW	7	11.2m	13.6m (0)	9.0m (2)	2:52.04	29.94s	28.88s
1	LITTLE COOL	8	11.7m	4.3m (0)	4.9m (0)	2:52.08	30.34s	29.22s
5	CANT HEAR YOU	9	14.2m	19.0m (1)	19.1m (1)	2:52.27	30.27s	28.37s
4	GLAMOUR FOX	10	14.8m	14.7m (1)	12.8m (3)	2:52.32	30.13s	28.88s

Finish Position and metres gained

First Arrow shows distance gain/loss from 2nd Qtr to 3rd Qtr, Second Arrow shows distance gain/loss from 3rd Qtr to Finish
Blue arrow indicates best gain in these quarters.



Wagga Riverina Race 8 Distance 2270m

Tuesday, 23 June 2026


Gross Time: 2:51.00 MileRate: 2:01.20 LeadTime: 50.30s First Qtr: 31.90s Second Qtr: 30.30s Third Qtr: 29.30s Fourth Qtr: 29.20s

DATA TABLE: 800 / 400 Posi's are position from leader and (how wide the horse was at that position)

No	Horse	Plc	Mar	800 Posi	400 Posi	Time	3rd Qtr	4th Qt
4	TIGER CHEDDAR	1	0.0m	0.0m (0)	0.0m (0)	2:51.00	29.30s	29.20s
2	NOTTADDOUBT	2	0.2m	9.7m (1)	7.2m (3)	2:51.02	29.11s	28.70s
8	SPREAD THE FEAR	3	13.0m	18.5m (1)	9.1m (4)	2:52.00	28.61s	29.54s
9	JUNGLE SHARK	4	14.8m	8.5m (0)	9.1m (1)	2:52.13	29.34s	29.67s
3	ROLL THE ACES	5	15.9m	22.6m (1)	11.8m (2)	2:52.22	28.51s	29.56s
5	DEAD EYE TIKI	6	17.7m	5.3m (1)	5.5m (2)	2:52.36	29.31s	30.16s
6	LADY ALLEGRA	7	17.8m	1.5m (1)	2.5m (1)	2:52.36	29.37s	30.38s
10	ALL SO SASSY	8	18.0m	14.1m (1)	13.5m (1)	2:52.38	29.25s	29.60s
7	NIFTY SCHOOBEE	9	20.8m	12.9m (0)	13.2m (0)	2:52.59	29.32s	29.83s
1	SPORTS LINER	10	24.9m	4.4m (0)	5.8m (0)	2:52.91	29.40s	30.69s

Finish Position and metres gained

First Arrow shows distance gain/loss from 2nd Qtr to 3rd Qtr, Second Arrow shows distance gain/loss from 3rd Qtr to Finish
Blue arrow indicates best gain in these quarters.



800

Visual positions in race at 2nd Quarter



400

Visual positions in race at 3rd Quarter



Wagga Riverina Race 9 Distance 1740m

Tuesday, 23 June 2026

Gross Time: 2:06.30 MileRate: 1:56.80 LeadTime: 9.20s First Qtr: 29.30s Second Qtr: 29.10s Third Qtr: 29.10s Fourth Qtr: 29.60s

DATA TABLE: 800 / 400 Posi's are position from leader and (how wide the horse was at that position)

No	Horse	Plc	Mar	800 Posi	400 Posi	Time	3rd Qtr	4th Qt
1	ALITTLEBITOFSUGA	1	0.0m	4.4m (0)	4.1m (0)	2:06.30	29.08s	29.30s
2	STAY ALPHA	2	4.6m	0.0m (0)	0.0m (0)	2:06.66	29.10s	29.96s
10	UNDENIABLY NEEDEY	3	5.3m	10.6m (1)	9.6m (2)	2:06.71	29.03s	29.31s
3	PETES LITTLE MOLLY	4	6.5m	9.4m (0)	8.5m (0)	2:06.80	29.04s	29.48s
4	BELLE ALCHERA	5	7.5m	15.3m (1)	13.4m (2)	2:06.88	28.97s	29.20s
6	ALICES SWEETHEART	6	9.6m	20.6m (1)	16.2m (0)	2:07.04	28.79s	29.16s
9	KALIMBA	7	12.3m	5.9m (1)	5.8m (1)	2:07.25	29.09s	30.13s
7	MAJOR MAVERICK	8	12.6m	24.7m (1)	20.8m (1)	2:07.28	28.83s	29.06s
5	TINNYSMEDAD	9	28.3m	18.3m (0)	23.0m (0)	2:08.50	29.46s	30.12s
8	MINOR PREMIER	10	35.7m	23.8m (0)	28.8m (1)	2:09.07	29.48s	30.27s

Finish Position and metres gained

