

Bathurst Race 1 Distance 1730m

Wednesday, 24 June 2026



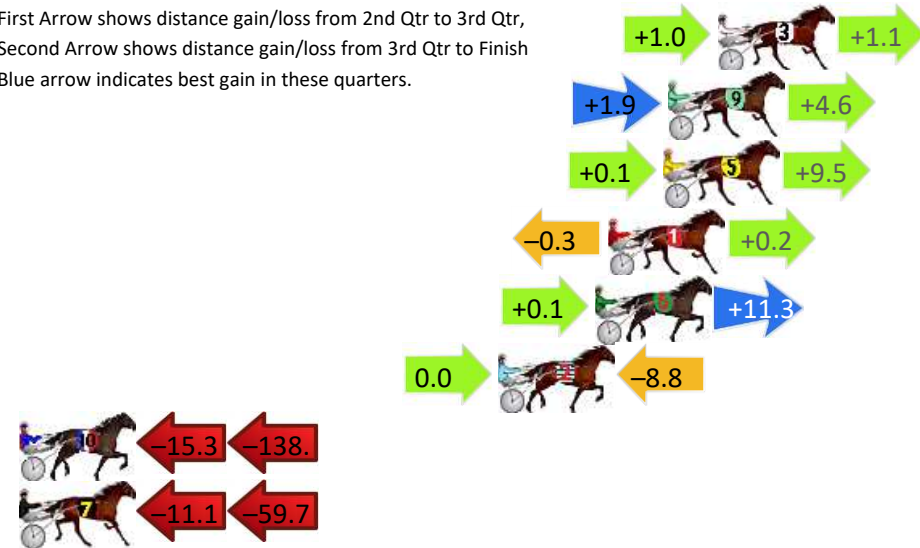
Gross Time: 2:05.20 MileRate: 1:56.40 LeadTime: 8.30s First Qtr: 29.30s Second Qtr: 31.10s Third Qtr: 28.40s Fourth Qtr: 28.10s

DATA TABLE: 800 / 400 Posi's are position from leader and (how wide the horse was at that position)

No	Horse	Plc	Mar	800 Posi	400 Posi	Time	3rd Qtr	4th Qt
3	DIVINE GIRL	1	0.0m	2.1m (1)	1.1m (1)	2:05.20	28.33s	28.02s
9	IM DESIRABLE	2	2.0m	8.5m (0)	6.6m (1)	2:05.35	28.26s	27.79s
5	SHAZADELE	3	2.2m	11.8m (1)	11.7m (1)	2:05.36	28.39s	27.44s
1	KENZIE SHANNON	4	4.4m	4.3m (0)	4.6m (0)	2:05.52	28.42s	28.10s
6	MAMMALS GIRL	5	4.9m	16.3m (1)	16.2m (1)	2:05.56	28.39s	27.32s
2	ZEN MASTER	6	8.8m	0.0m (0)	0.0m (0)	2:05.85	28.40s	28.75s
10	FLIPTOP BOTTLESHOP	7	160.6m	7.2m (1)	22.5m (1)	2:17.06	29.47s	38.38s
7	JOETOMO	8	178.5m	107.7m (0)	118.8m (0)	2:18.38	29.14s	32.94s

Finish Position and metres gained

First Arrow shows distance gain/loss from 2nd Qtr to 3rd Qtr, Second Arrow shows distance gain/loss from 3rd Qtr to Finish
Blue arrow indicates best gain in these quarters.



Bathurst Race 2 Distance 1730m

Wednesday, 24 June 2026



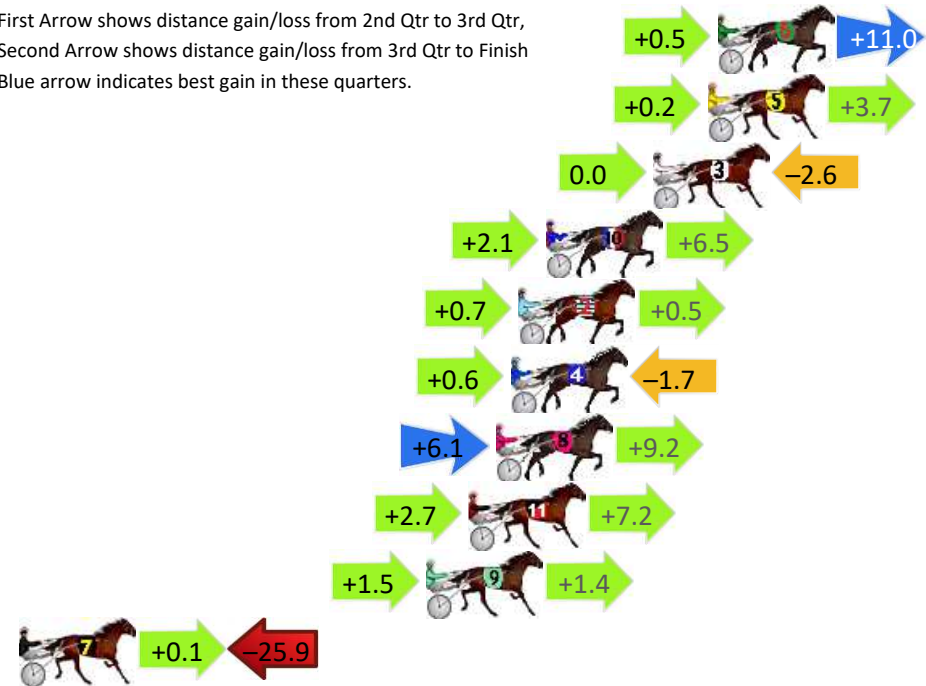
Gross Time: 2:05.30 MileRate: 1:56.50 LeadTime: 8.60s First Qtr: 27.80s Second Qtr: 30.10s Third Qtr: 29.80s Fourth Qtr: 29.00s

DATA TABLE: 800 / 400 Posi's are position from leader and (how wide the horse was at that position)

No	Horse	Plc	Mar	800 Posi	400 Posi	Time	3rd Qtr	4th Qt
6	JEWEL HEAVEN	1	0.0m	11.5m (1)	11.0m (2)	2:05.30	29.75s	28.20s
5	BEANCOUNTER	2	0.4m	4.3m (0)	4.1m (0)	2:05.33	29.78s	28.73s
3	MAJOR JEWEL	3	2.6m	0.0m (0)	0.0m (0)	2:05.50	29.80s	29.20s
10	RIVIERE	4	6.9m	15.5m (1)	13.4m (3)	2:05.83	29.63s	28.55s
2	TRUE LOGIC	5	8.0m	9.2m (0)	8.5m (0)	2:05.91	29.74s	28.99s
4	ITS DOWN TO DIGGER	6	8.3m	7.2m (1)	6.6m (2)	2:05.93	29.75s	29.15s
8	ALWAYS LIGHTNING	7	8.9m	24.2m (1)	18.1m (0)	2:05.98	29.33s	28.36s
11	MULLUM GUIDO	8	10.0m	19.9m (1)	17.2m (1)	2:06.06	29.59s	28.50s
9	KING BOBBIE	9	11.7m	14.6m (0)	13.1m (0)	2:06.19	29.68s	28.93s
7	LEXY LONGSTOCKINGS	10	28.4m	2.6m (1)	2.5m (1)	2:07.46	29.79s	30.98s

Finish Position and metres gained

First Arrow shows distance gain/loss from 2nd Qtr to 3rd Qtr, Second Arrow shows distance gain/loss from 3rd Qtr to Finish Blue arrow indicates best gain in these quarters.



Bathurst Race 3 Distance 2260m

Wednesday, 24 June 2026




Gross Time: 2:46.10 MileRate: 1:58.30 LeadTime: 46.60s First Qtr: 29.90s Second Qtr: 30.20s Third Qtr: 29.30s Fourth Qtr: 30.10s

DATA TABLE: 800 / 400 Posi's are position from leader and (how wide the horse was at that position)

No	Horse	Plc	Mar	800 Posi	400 Posi	Time	3rd Qtr	4th Qt
9	GEM N EM	1	0.0m	12.0m (1)	2.7m (2)	2:46.10	28.63s	29.90s
7	LUCKY PUNT	2	2.5m	13.2m (0)	10.8m (2)	2:46.30	29.14s	29.50s
3	BETTING STAR	3	8.4m	4.1m (0)	4.3m (0)	2:46.76	29.32s	30.44s
2	BABLING BABLING	4	9.9m	8.2m (0)	9.2m (0)	2:46.88	29.38s	30.20s
8	DUFFY HOLLOW	5	12.3m	0.0m (0)	0.0m (0)	2:47.07	29.30s	31.07s
10	SUNSET JAY JAY	6	12.4m	7.6m (1)	0.6m (1)	2:47.08	28.79s	31.04s
4	SMOOTH CHAKRA	7	15.0m	17.6m (0)	13.6m (0)	2:47.28	29.02s	30.28s
5	HERESHOPINGSHAN NON	8	20.0m	3.2m (1)	6.0m (1)	2:47.68	29.51s	31.24s
6	AUNTY JUNE	9	24.1m	44.5m (0)	22.2m (0)	2:48.00	27.70s	30.36s
1	BETTOR BRILLIANCE	10	37.3m	39.0m (0)	28.2m (0)	2:49.04	28.54s	30.96s

Finish Position and metres gained

First Arrow shows distance gain/loss from 2nd Qtr to 3rd Qtr,
Second Arrow shows distance gain/loss from 3rd Qtr to Finish
Blue arrow indicates best gain in these quarters.



Bathurst Race 4 Distance 1730m


Wednesday, 24 June 2026

Gross Time: 2:04.10 MileRate: 1:55.40 LeadTime: 8.60s First Qtr: 28.20s Second Qtr: 30.40s Third Qtr: 28.70s Fourth Qtr: 28.20s

DATA TABLE: 800 / 400 Posi's are position from leader and (how wide the horse was at that position)

No	Horse	Plc	Mar	800 Posi	400 Posi	Time	3rd Qtr	4th Qt
4	THE SWIFT ONE	1	0.0m	0.0m (0)	0.0m (0)	2:04.10	28.70s	28.20s
7	FIRESTORM RED	2	9.7m	4.2m (0)	4.0m (0)	2:04.82	28.68s	28.64s
1	PRINCE OF PEACE	3	10.7m	8.1m (0)	7.9m (0)	2:04.89	28.68s	28.43s
10	IBBIN NADIA	4	11.5m	11.1m (1)	10.8m (2)	2:04.95	28.67s	28.29s
8	GO WITHOUT	5	13.9m	20.5m (0)	19.5m (2)	2:05.13	28.62s	27.85s
3	TASBMIKI	6	15.8m	2.1m (1)	3.1m (1)	2:05.27	28.77s	29.15s
5	DRIVE TO THE BEACH	7	15.9m	16.5m (0)	15.8m (1)	2:05.28	28.64s	28.26s
9	ALTA BILLY	8	17.1m	12.3m (0)	11.6m (0)	2:05.37	28.64s	28.65s
6	POPS LEGACY	9	17.4m	15.6m (1)	15.3m (2)	2:05.39	28.67s	28.41s
2	PAS DE CHEVAL	10	23.1m	6.6m (1)	6.8m (2)	2:05.81	28.71s	29.43s

Finish Position and metres gained



800

Visual positions in race at 2nd Quarter



400

Visual positions in race at 3rd Quarter



Bathurst Race 5 Distance 1730m

Wednesday, 24 June 2026

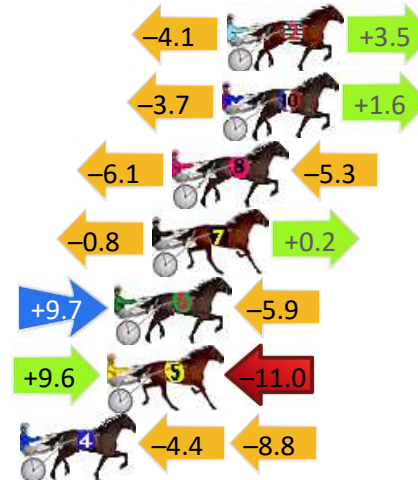
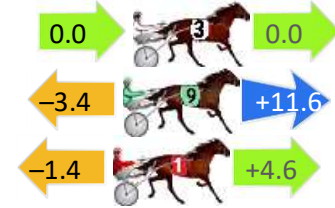
Gross Time: 2:03.60 MileRate: 1:55.00 LeadTime: 8.20s First Qtr: 29.20s Second Qtr: 29.90s Third Qtr: 28.10s Fourth Qtr: 28.20s

DATA TABLE: 800 / 400 Posi's are position from leader and (how wide the horse was at that position)

No	Horse	Plc	Mar	800 Posi	400 Posi	Time	3rd Qtr	4th Qt
3	MEMPHIS FURY	1	0.0m	0.0m (0)	0.0m (0)	2:03.60	28.10s	28.20s
9	ALWAYSBMYPONY	2	0.4m	8.6m (0)	12.0m (0)	2:03.63	28.34s	27.39s
1	GRAYSON RED	3	0.8m	4.0m (0)	5.4m (0)	2:03.66	28.20s	27.88s
2	MCLEAN	4	14.8m	14.2m (1)	18.3m (2)	2:04.70	28.39s	28.02s
10	MOS LONDON	5	15.0m	12.9m (0)	16.6m (0)	2:04.71	28.36s	28.15s
8	BETTOR KEPPEL	6	17.0m	5.6m (1)	11.7m (1)	2:04.86	28.53s	28.64s
7	TAPAGANOOSH	7	17.8m	17.2m (0)	18.0m (3)	2:04.92	28.16s	28.26s
6	BETTER SHUSH	8	19.3m	23.1m (1)	13.4m (3)	2:05.03	27.43s	28.69s
5	BUDDY BRILLIANCE	9	19.6m	18.2m (1)	8.6m (2)	2:05.05	27.43s	29.05s
4	INDASKY	10	23.1m	9.9m (1)	14.3m (2)	2:05.31	28.41s	28.91s


Finish Position and metres gained

First Arrow shows distance gain/loss from 2nd Qtr to 3rd Qtr, Second Arrow shows distance gain/loss from 3rd Qtr to Finish
Blue arrow indicates best gain in these quarters.



8
0
0

Visual positions in race at 2nd Quarter



4
0
0

Visual positions in race at 3rd Quarter



Bathurst Race 6 Distance 1730m

Wednesday, 24 June 2026


Gross Time: 2:06.80 MileRate: 1:57.90 LeadTime: 8.00s First Qtr: 30.10s Second Qtr: 30.30s Third Qtr: 28.80s Fourth Qtr: 29.60s

DATA TABLE: 800 / 400 Posi's are position from leader and (how wide the horse was at that position)

No	Horse	Plc	Mar	800 Posi	400 Posi	Time	3rd Qtr	4th Qt
4	TENNESSEE KID	1	0.0m	0.0m (0)	0.0m (0)	2:06.80	28.80s	29.60s
2	SERGEANT PEE JAY	2	0.4m	4.2m (0)	3.9m (0)	2:06.83	28.78s	29.35s
7	REVEILLE JET	3	0.5m	1.5m (1)	2.5m (1)	2:06.84	28.87s	29.46s
6	THE DOME	4	2.8m	9.9m (1)	10.8m (1)	2:07.02	28.87s	29.04s
10	LUCKY ZARA	5	7.5m	17.3m (0)	16.3m (0)	2:07.38	28.74s	29.00s
1	LIVE VANCE	6	8.4m	12.9m (0)	12.1m (0)	2:07.45	28.76s	29.37s
9	FESTINALENTE	7	8.7m	14.4m (1)	14.9m (1)	2:07.47	28.85s	29.19s
3	IM HERE TO PARTY	8	9.8m	5.7m (1)	6.9m (1)	2:07.56	28.89s	29.86s
5	LOOKOUT	9	14.3m	8.4m (0)	8.3m (0)	2:07.91	28.80s	30.11s
8	EMILYS PRINCE	10	16.7m	21.1m (1)	19.6m (1)	2:08.10	28.71s	29.48s

Finish Position and metres gained

First Arrow shows distance gain/loss from 2nd Qtr to 3rd Qtr, Second Arrow shows distance gain/loss from 3rd Qtr to Finish
Blue arrow indicates best gain in these quarters.



800

Visual positions in race at 2nd Quarter



400

Visual positions in race at 3rd Quarter



Bathurst Race 7 Distance 1730m


Wednesday, 24 June 2026

Gross Time: 2:08.30 MileRate: 1:59.30 LeadTime: 8.30s First Qtr: 30.30s Second Qtr: 32.20s Third Qtr: 29.60s Fourth Qtr: 27.90s

DATA TABLE: 800 / 400 Posi's are position from leader and (how wide the horse was at that position)

No	Horse	Plc	Mar	800 Posi	400 Posi	Time	3rd Qtr	4th Qt
4	ROGUE BANDIT	1	0.0m	0.0m (0)	0.0m (0)	2:08.30	29.60s	27.90s
3	HARBOUR VIEW	2	9.3m	4.4m (0)	4.5m (0)	2:08.98	29.60s	28.26s
11	SEVENTH AVENUE	3	10.6m	14.3m (1)	8.4m (1)	2:09.08	29.15s	28.08s
9	CAPTAIN VALIENTE	4	15.3m	13.1m (0)	13.4m (0)	2:09.42	29.60s	28.06s
2	OUR LOU	5	15.9m	8.7m (0)	9.0m (0)	2:09.47	29.60s	28.43s
8	SPARTAN CHIMES	6	19.7m	23.0m (1)	18.8m (1)	2:09.75	29.25s	28.01s
10	LUCKY JESS	7	20.1m	10.2m (1)	4.2m (1)	2:09.77	29.15s	29.07s
7	STARBASE	8	23.0m	18.4m (1)	12.3m (1)	2:09.99	29.13s	28.71s
5	WHOLE LOTTA LITTLE	9	53.9m	17.9m (0)	19.6m (0)	2:12.25	29.68s	30.45s

Finish Position and metres gained



800

Visual positions in race at 2nd Quarter



400

Visual positions in race at 3rd Quarter



Bathurst Race 8 Distance 1730m

Wednesday, 24 June 2026


Gross Time: 2:10.10 MileRate: 2:01.00 LeadTime: 8.20s First Qtr: 31.40s Second Qtr: 32.20s Third Qtr: 28.90s Fourth Qtr: 29.40s

DATA TABLE: 800 / 400 Posi's are position from leader and (how wide the horse was at that position)

No	Horse	Plc	Mar	800 Posi	400 Posi	Time	3rd Qtr	4th Qt
1	GLINDA SHANNON	1	0.0m	0.0m (0)	0.0m (0)	2:10.10	28.90s	29.40s
10	A TRUE PHENOMENON	2	2.3m	10.0m (0)	9.4m (0)	2:10.28	28.86s	28.90s
7	ROWLEY MINT	3	6.2m	19.9m (1)	16.6m (2)	2:10.58	28.67s	28.68s
9	BABY EL AY	4	12.5m	5.0m (0)	5.0m (0)	2:11.06	28.90s	30.00s
8	DREAM TO CURE	5	13.2m	26.0m (1)	22.4m (1)	2:11.12	28.65s	28.80s
5	GRANT FOR LEXY	6	13.5m	14.3m (1)	12.4m (1)	2:11.14	28.77s	29.54s
2	BRIOSO MINT	7	17.0m	15.0m (0)	15.2m (0)	2:11.41	28.92s	29.61s
4	BRAMANTE	8	17.2m	5.4m (1)	2.8m (1)	2:11.43	28.71s	30.53s
3	FOGWATCH	9	22.9m	9.9m (1)	8.0m (1)	2:11.87	28.77s	30.59s
6	SAM THE MAN	10	38.9m	23.4m (0)	35.3m (0)	2:13.10	29.78s	29.84s


Finish Position and metres gained

First Arrow shows distance gain/loss from 2nd Qtr to 3rd Qtr, Second Arrow shows distance gain/loss from 3rd Qtr to Finish
Blue arrow indicates best gain in these quarters.



800

Visual positions in race at 2nd Quarter



400

Visual positions in race at 3rd Quarter



Bathurst Race 9 Distance 1730m

Wednesday, 24 June 2026


Gross Time: 2:05.90 MileRate: 1:57.10 LeadTime: 8.20s First Qtr: 30.00s Second Qtr: 30.30s Third Qtr: 29.40s Fourth Qtr: 28.00s

DATA TABLE: 800 / 400 Posi's are position from leader and (how wide the horse was at that position)

No	Horse	Plc	Mar	800 Posi	400 Posi	Time	3rd Qtr	4th Qt
10	COWBOY CULTURE	1	0.0m	9.7m (1)	5.6m (2)	2:05.90	29.09s	27.60s
9	SMOOTH BUCKAROO	2	2.2m	0.0m (0)	0.0m (0)	2:06.06	29.40s	28.16s
5	WOKKA ROCK	3	6.2m	3.8m (0)	5.1m (0)	2:06.36	29.48s	28.10s
8	STUDLEIGH FURY	4	6.8m	13.6m (1)	10.1m (2)	2:06.40	29.13s	27.78s
2	DETANGLED	5	10.4m	8.2m (0)	9.0m (0)	2:06.67	29.44s	28.13s
1	ROCKNROLL BLING	6	12.7m	12.9m (0)	13.5m (0)	2:06.83	29.42s	27.97s
7	WIT WICKEE	7	13.6m	17.9m (1)	14.6m (2)	2:06.90	29.13s	27.96s
4	MONTRELL	8	18.7m	5.3m (1)	4.8m (1)	2:07.28	29.35s	29.04s
3	BETTER BE SWIFT	9	23.2m	22.4m (0)	19.4m (1)	2:07.61	29.14s	28.33s
6	WICKED STRIKE	10	24.9m	17.5m (0)	18.0m (0)	2:07.73	29.40s	28.55s

Finish Position and metres gained

First Arrow shows distance gain/loss from 2nd Qtr to 3rd Qtr, Second Arrow shows distance gain/loss from 3rd Qtr to Finish
Blue arrow indicates best gain in these quarters.



8
0
0

Visual positions in race at 2nd Quarter



4
0
0

Visual positions in race at 3rd Quarter



Bathurst Race 10 Distance 1730m

Wednesday, 24 June 2026

Gross Time: 2:06.70 MileRate: 1:57.90 LeadTime: 8.10s First Qtr: 30.10s Second Qtr: 29.90s Third Qtr: 28.40s Fourth Qtr: 30.20s

DATA TABLE: 800 / 400 Posi's are position from leader and (how wide the horse was at that position)

No	Horse	Plc	Mar	800 Posi	400 Posi	Time	3rd Qtr	4th Qt
10	JUST KEEP CHIMING	1	0.0m	3.0m (1)	0.0m (1)	2:06.70	28.19s	30.20s
7	SYDS JOY	2	1.4m	11.8m (1)	8.2m (1)	2:06.81	28.17s	29.71s
3	SOME JEWEL	3	1.5m	16.9m (1)	12.6m (1)	2:06.82	28.13s	29.40s
1	CHEVAL TIGER	4	5.0m	0.0m (0)	0.0m (0)	2:07.10	28.40s	30.60s
5	CHEVAL JULIA	5	6.2m	14.2m (0)	12.9m (0)	2:07.19	28.34s	29.75s
9	YARRAMAN TILLY	6	7.3m	9.6m (0)	8.2m (0)	2:07.28	28.32s	30.18s
4	ROCKNREASON	7	8.6m	5.1m (0)	4.1m (0)	2:07.38	28.34s	30.58s
8	HEARTOF KINGSCLAIR	8	9.9m	7.2m (1)	4.4m (1)	2:07.48	28.21s	30.66s
6	ALWAYS STORMY	9	10.4m	23.2m (0)	17.3m (0)	2:07.52	28.02s	29.76s
2	HASHTAG HECTOR	10	18.5m	34.6m (0)	21.2m (0)	2:08.16	27.50s	30.12s

Finish Position and metres gained

First Arrow shows distance gain/loss from 2nd Qtr to 3rd Qtr, Second Arrow shows distance gain/loss from 3rd Qtr to Finish
Blue arrow indicates best gain in these quarters.

