

Penrith Race 1 Distance 1720m

Thursday, 25 June 2026


Gross Time: 2:06.30 MileRate: 1:58.20 LeadTime: 7.30s First Qtr: 29.30s Second Qtr: 30.30s Third Qtr: 29.60s Fourth Qtr: 29.80s

DATA TABLE: 800 / 400 Posi's are position from leader and (how wide the horse was at that position)

No	Horse	Plc	Mar	800 Posi	400 Posi	Time	3rd Qtr	4th Qt
3	SUNDAY MORNINGS	1	0.0m	4.6m (1)	4.3m (1)	2:06.30	29.58s	29.48s
4	GOODTIME BRAVO	2	0.1m	0.6m (1)	0.0m (1)	2:06.31	29.56s	29.81s
10	GREY CADILLAC	3	6.4m	13.9m (1)	6.5m (2)	2:06.80	29.06s	29.82s
8	IDEAL REDEMPTION	4	8.3m	9.3m (1)	8.1m (1)	2:06.95	29.52s	29.85s
7	CAPTAIN BLOOD	5	10.0m	8.4m (0)	9.8m (0)	2:07.08	29.70s	29.86s
1	BLISSES BEST	6	10.0m	4.4m (0)	6.0m (0)	2:07.08	29.72s	30.14s
6	DILETTO	7	11.3m	18.5m (1)	11.9m (2)	2:07.18	29.12s	29.80s
2	CHANSU	8	12.7m	0.0m (0)	1.6m (0)	2:07.29	29.72s	30.67s
5	LOOKIN GOOD MARGIE	9	16.4m	17.4m (0)	17.9m (0)	2:07.58	29.64s	29.76s
9	ROCKSIE ROCK	10	16.6m	13.1m (0)	13.6m (1)	2:07.60	29.64s	30.10s

Finish Position and metres gained

First Arrow shows distance gain/loss from 2nd Qtr to 3rd Qtr, Second Arrow shows distance gain/loss from 3rd Qtr to Finish
Blue arrow indicates best gain in these quarters.



800

Visual positions in race at 2nd Quarter



400

Visual positions in race at 3rd Quarter



Penrith Race 2 Distance 1720m

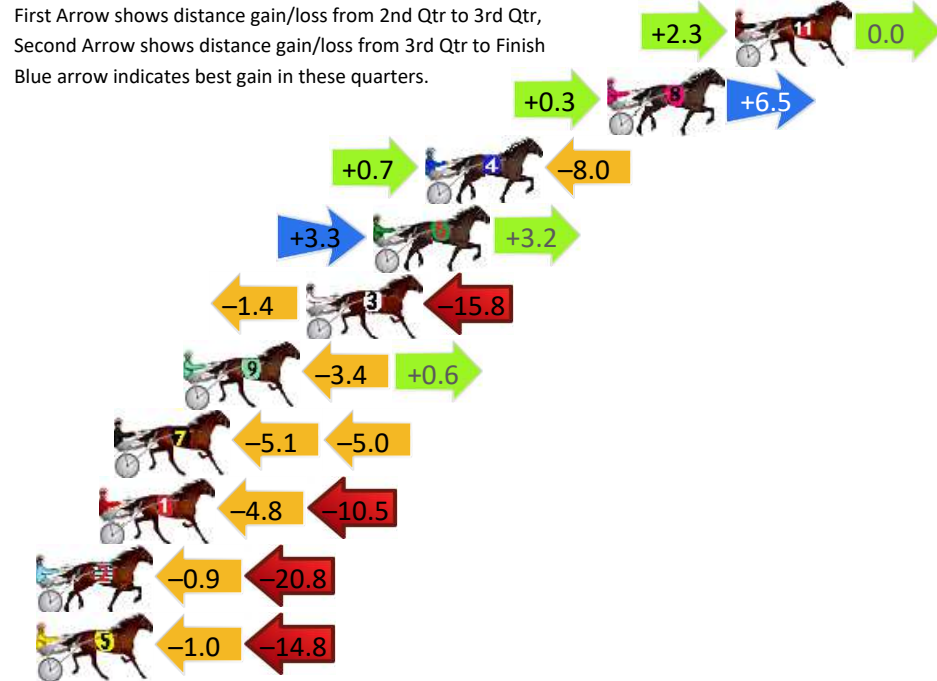
Thursday, 25 June 2026

Gross Time: 2:05.50 MileRate: 1:57.40 LeadTime: 7.40s First Qtr: 29.80s Second Qtr: 30.20s Third Qtr: 28.30s Fourth Qtr: 29.80s

DATA TABLE: 800 / 400 Posi's are position from leader and (how wide the horse was at that position)

No	Horse	Plc	Mar	800 Posi	400 Posi	Time	3rd Qtr	4th Qt
11	LOCHINVAR MARCELLO	1	0.0m	2.3m (1)	0.0m (1)	2:05.50	28.14s	29.80s
8	SENTOSAR	2	5.1m	11.9m (1)	11.6m (1)	2:05.90	28.30s	29.36s
4	FEARFUL	3	12.4m	5.1m (0)	4.4m (1)	2:06.47	28.26s	30.45s
6	SEABOW	4	14.5m	21.0m (1)	17.7m (2)	2:06.63	28.10s	29.65s
3	CRUNCH IT	5	17.2m	0.0m (0)	1.4m (0)	2:06.84	28.40s	31.04s
9	XCALIBUR	6	22.1m	19.3m (0)	22.7m (2)	2:07.23	28.58s	29.89s
7	BELLAMYS BLAST	7	24.9m	14.8m (0)	19.9m (0)	2:07.44	28.70s	30.30s
1	MIDNIGHT HAZE	8	25.5m	10.2m (0)	15.0m (0)	2:07.49	28.66s	30.71s
2	THATS WICKED	9	29.1m	7.4m (1)	8.3m (2)	2:07.77	28.38s	31.47s
5	MODERN MISCHIEF	10	32.0m	16.2m (1)	17.2m (1)	2:08.00	28.40s	31.06s

Finish Position and metres gained



800

Visual positions in race at 2nd Quarter



400

Visual positions in race at 3rd Quarter



Penrith Race 3 Distance 1720m

Thursday, 25 June 2026

Gross Time: 2:05.90 MileRate: 1:57.80 LeadTime: 7.60s First Qtr: 29.60s Second Qtr: 29.80s Third Qtr: 29.60s Fourth Qtr: 29.30s

DATA TABLE: 800 / 400 Posi's are position from leader and (how wide the horse was at that position)

NoHorse	Plc	Mar	800 Posi	400 Posi	Time	3rd Qtr	4th Qt
10 SOHO WASHINGTON	1	0.0m	3.8m (1)	1.6m (1)	2:05.90	29.44s	29.18s
1 MAC THUNDER	2	0.5m	0.0m (0)	0.0m (0)	2:05.94	29.60s	29.34s
3 TIL HEAVENS ROCKN	3	1.9m	7.9m (1)	5.5m (1)	2:06.05	29.42s	29.05s
4 MERRYWOOD TONY	4	4.9m	15.2m (1)	9.8m (3)	2:06.28	29.20s	28.96s
8 OUR UNCLE JIM	5	8.5m	9.3m (0)	9.8m (0)	2:06.55	29.64s	29.23s
2 BOLERO	6	9.1m	11.4m (1)	7.7m (2)	2:06.60	29.32s	29.44s
7 RAYS REDEMPTION	7	10.0m	4.9m (0)	4.7m (0)	2:06.67	29.58s	29.73s
6 HOT CRUISE CONTROL	8	11.3m	19.6m (1)	13.7m (2)	2:06.77	29.16s	29.17s
9 HEAVENLY REASON	9	14.4m	13.1m (0)	13.7m (0)	2:07.01	29.64s	29.41s

Finish Position and metres gained

First Arrow shows distance gain/loss from 2nd Qtr to 3rd Qtr, Second Arrow shows distance gain/loss from 3rd Qtr to Finish
Blue arrow indicates best gain in these quarters.



800

Visual positions in race at 2nd Quarter



400

Visual positions in race at 3rd Quarter



Penrith Race 4 Distance 1720m

Thursday, 25 June 2026



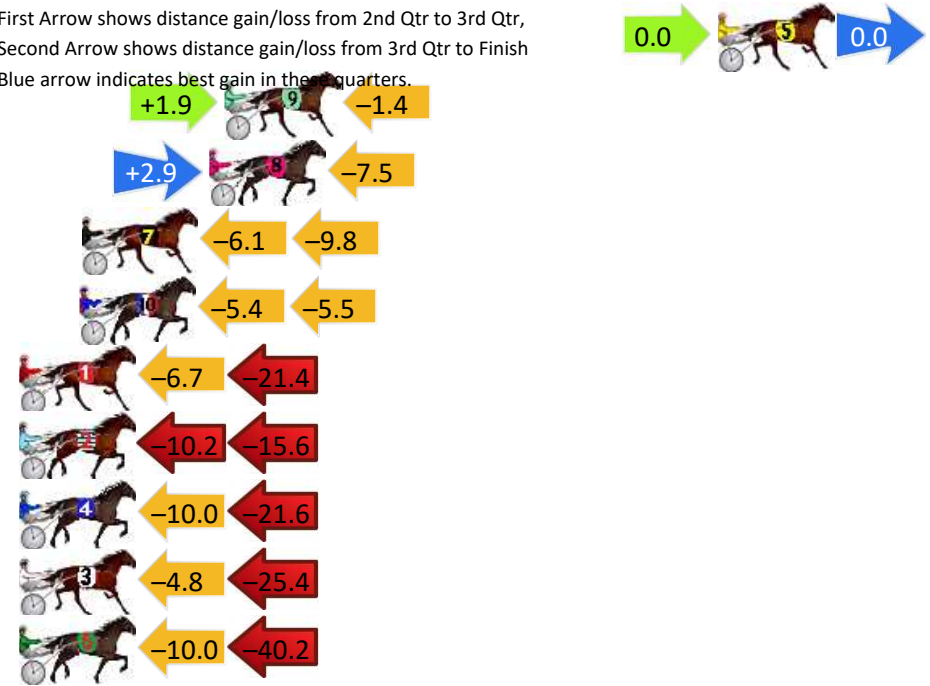
Gross Time: 2:03.50 MileRate: 1:55.50 LeadTime: 7.40s First Qtr: 28.70s Second Qtr: 29.80s Third Qtr: 28.50s Fourth Qtr: 29.10s

DATA TABLE: 800 / 400 Posi's are position from leader and (how wide the horse was at that position)

No	Horse	Plc	Mar	800 Posi	400 Posi	Time	3rd Qtr	4th Qt
5	LOCHINVAR JAG	1	0.0m	0.0m (0)	0.0m (0)	2:03.50	28.50s	29.10s
9	CAPTAIN RITCHIE	2	19.8m	20.3m (2)	18.4m (2)	2:05.01	28.38s	29.29s
8	ULTIMATE EMPIRE	3	20.4m	15.8m (2)	12.9m (2)	2:05.06	28.30s	29.74s
7	CLEAR LEFT	4	25.5m	9.6m (0)	15.7m (0)	2:05.45	28.94s	29.93s
10	ADMIRABLE	5	25.6m	14.7m (0)	20.1m (0)	2:05.45	28.90s	29.61s
1	SKY CITY	6	32.6m	4.5m (0)	11.2m (0)	2:05.99	28.98s	30.79s
2	BEV THE GOAT	7	38.8m	13.0m (1)	23.2m (2)	2:06.46	29.24s	30.40s
4	CHEVRON FLIES	8	40.6m	9.0m (1)	19.0m (1)	2:06.60	29.22s	30.84s
3	YESNOMAYBESO	9	49.4m	19.2m (0)	24.0m (1)	2:07.27	28.86s	31.15s
6	WINGMAN LOU	10	54.7m	4.5m (1)	14.5m (1)	2:07.68	29.22s	32.24s

Finish Position and metres gained

First Arrow shows distance gain/loss from 2nd Qtr to 3rd Qtr, Second Arrow shows distance gain/loss from 3rd Qtr to Finish. Blue arrow indicates best gain in the 3 quarters.



Penrith Race 5 Distance 1720m

Thursday, 25 June 2026


Gross Time: 2:04.90 MileRate: 1:56.90 LeadTime: 7.50s First Qtr: 29.30s Second Qtr: 29.50s Third Qtr: 29.80s Fourth Qtr: 28.80s

DATA TABLE: 800 / 400 Posi's are position from leader and (how wide the horse was at that position)

No	Horse	Plc	Mar	800 Posi	400 Posi	Time	3rd Qtr	4th Qt
2	ONE FOR THE RODI	1	0.0m	6.8m (1)	2.8m (2)	2:04.90	29.50s	28.60s
1	MR TEDDY	2	1.1m	0.0m (0)	0.0m (0)	2:04.98	29.80s	28.88s
9	MAJOR ART	3	3.5m	10.9m (1)	6.6m (2)	2:05.16	29.48s	28.58s
8	HES A MEISTER	4	4.2m	12.6m (0)	11.0m (0)	2:05.22	29.68s	28.32s
3	NICELY SPOKEN	5	4.9m	4.1m (0)	4.4m (0)	2:05.27	29.82s	28.85s
10	SEASIDE DELIGHT	6	8.7m	16.1m (1)	11.0m (3)	2:05.56	29.42s	28.66s
4	ROCKNROLL GIG	7	11.2m	3.0m (1)	3.6m (1)	2:05.75	29.84s	29.39s
7	MAJOR REASON	8	12.1m	8.2m (0)	7.7m (1)	2:05.81	29.76s	29.15s
5	TOOLIJOOA BEACH	9	27.8m	20.5m (0)	11.0m (2)	2:07.00	29.10s	30.10s

Finish Position and metres gained

First Arrow shows distance gain/loss from 2nd Qtr to 3rd Qtr, Second Arrow shows distance gain/loss from 3rd Qtr to Finish
Blue arrow indicates best gain in these quarters.



800

Visual positions in race at 2nd Quarter



400

Visual positions in race at 3rd Quarter



Penrith Race 6 Distance 1720m

Thursday, 25 June 2026


Gross Time: 2:09.40 MileRate: 2:01.10 LeadTime: 7.60s First Qtr: 30.30s Second Qtr: 30.90s Third Qtr: 29.20s Fourth Qtr: 31.40s

DATA TABLE: 800 / 400 Posi's are position from leader and (how wide the horse was at that position)

No	Horse	Plc	Mar	800 Posi	400 Posi	Time	3rd Qtr	4th Qt
8	KAY JAY MIKI	1	0.0m	8.4m (0)	10.4m (1)	2:09.40	29.38s	30.59s
2	CHLOBRO	2	1.4m	1.6m (1)	0.4m (1)	2:09.51	29.11s	31.48s
3	BROOKESSMARTDAN CER	3	1.5m	10.6m (1)	6.2m (2)	2:09.52	28.88s	31.03s
4	SPARKLA	4	2.2m	14.6m (1)	10.4m (2)	2:09.58	28.91s	30.76s
6	CARIBBEAN RUNA	5	4.6m	6.2m (1)	6.0m (1)	2:09.78	29.19s	31.29s
5	IMA SHINKANSEN	6	5.0m	18.6m (1)	15.6m (2)	2:09.81	29.00s	30.57s
1	HELENS BOY	7	5.2m	0.0m (0)	0.0m (0)	2:09.83	29.19s	31.81s
10	SONNY WRITER	8	6.0m	16.8m (0)	20.2m (1)	2:09.89	29.49s	30.29s
9	CHARLENES DELIGHT	9	6.2m	12.8m (0)	15.4m (1)	2:09.91	29.42s	30.68s
7	NEED FOUR SPEED	10	16.1m	4.2m (0)	7.6m (0)	2:10.72	29.43s	32.06s

Finish Position and metres gained

First Arrow shows distance gain/loss from 2nd Qtr to 3rd Qtr, Second Arrow shows distance gain/loss from 3rd Qtr to Finish
Blue arrow indicates best gain in these quarters.



800

Visual positions in race at 2nd Quarter



400

Visual positions in race at 3rd Quarter



Penrith Race 7 Distance 1720m

Thursday, 25 June 2026



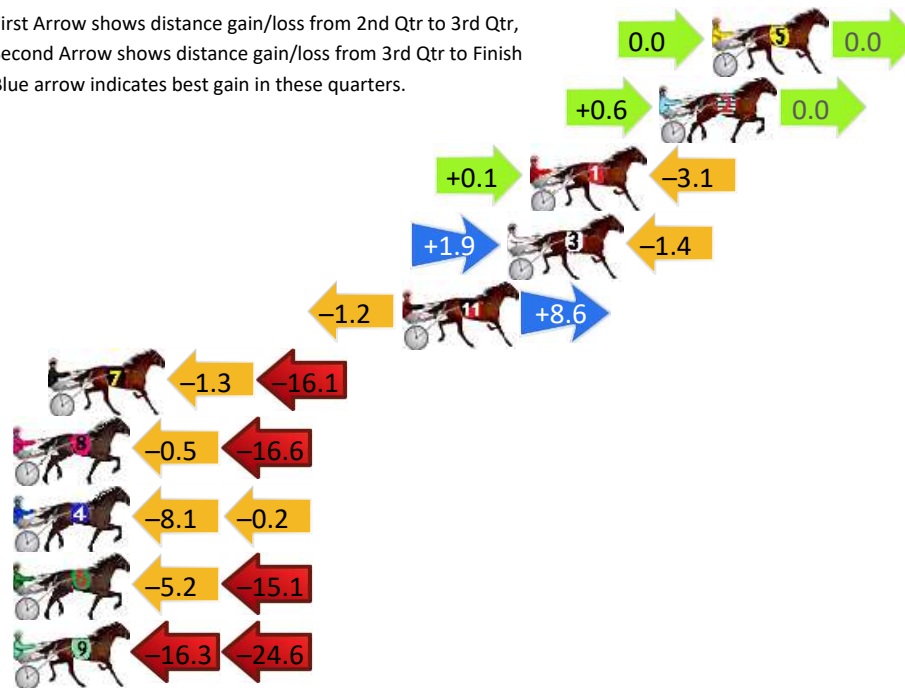
Gross Time: 2:08.50 MileRate: 2:00.20 LeadTime: 7.30s First Qtr: 30.00s Second Qtr: 29.80s Third Qtr: 29.70s Fourth Qtr: 31.70s

DATA TABLE: 800 / 400 Posi's are position from leader and (how wide the horse was at that position)

No	Horse	Plc	Mar	800 Posi	400 Posi	Time	3rd Qtr	4th Qt
5	CAPTAIN TIDS	1	0.0m	0.0m (0)	0.0m (0)	2:08.50	29.70s	31.70s
2	ONEDARKNIGHT	2	2.1m	2.7m (1)	2.1m (1)	2:08.67	29.66s	31.71s
1	IM JUST SAYIN	3	7.3m	4.3m (0)	4.2m (0)	2:09.10	29.70s	31.98s
3	TIGERSWAND	4	8.2m	8.7m (1)	6.8m (1)	2:09.18	29.58s	31.86s
11	MONSTER MINT	5	12.4m	19.8m (0)	21.0m (0)	2:09.53	29.84s	31.13s
7	DOUBLE NEEDS	6	26.6m	9.2m (0)	10.5m (0)	2:10.70	29.82s	33.10s
8	BETTOR NOT SAID	7	32.3m	15.2m (0)	15.7m (0)	2:11.17	29.78s	33.17s
4	ILUVMYSELF	8	32.7m	24.4m (0)	32.5m (0)	2:11.21	30.38s	31.93s
6	RUBATEEKI	9	38.7m	18.4m (1)	23.6m (1)	2:11.70	30.14s	33.10s
9	NEEDING TAY TAY	10	70.2m	29.3m (1)	45.6m (0)	2:14.31	31.02s	34.03s

Finish Position and metres gained

First Arrow shows distance gain/loss from 2nd Qtr to 3rd Qtr, Second Arrow shows distance gain/loss from 3rd Qtr to Finish
Blue arrow indicates best gain in these quarters.



Penrith Race 8 Distance 1720m

Thursday, 25 June 2026


Gross Time: 2:08.20 MileRate: 2:00.00 LeadTime: 7.30s First Qtr: 31.40s Second Qtr: 31.00s Third Qtr: 29.40s Fourth Qtr: 29.10s

DATA TABLE: 800 / 400 Posi's are position from leader and (how wide the horse was at that position)

No	Horse	Plc	Mar	800 Posi	400 Posi	Time	3rd Qtr	4th Qt
2	LEWIE KELLY	1	0.0m	0.0m (0)	0.0m (0)	2:08.20	29.40s	29.10s
1	MAJOR AUSTIN	2	4.3m	4.0m (0)	4.2m (0)	2:08.53	29.41s	29.11s
3	TIME TO DANCE	3	4.6m	1.0m (1)	2.8m (1)	2:08.55	29.53s	29.23s
7	JOHNNY TANG	4	11.1m	8.2m (0)	9.0m (0)	2:09.05	29.46s	29.25s
10	ROYAL VINCENT	5	12.0m	17.0m (0)	16.8m (0)	2:09.12	29.38s	28.75s
8	OUR ULTIMATE LAYLA	6	13.6m	5.6m (1)	7.4m (1)	2:09.24	29.53s	29.55s
9	LEAVE IT TO LUCY	7	16.2m	12.2m (0)	12.6m (1)	2:09.44	29.43s	29.36s
4	HOMEBOUND	8	17.2m	15.0m (1)	15.0m (2)	2:09.51	29.40s	29.26s
6	ROCK ASSET	9	17.8m	10.4m (1)	10.0m (2)	2:09.56	29.37s	29.66s
5	FINAL PROMISE	10	24.0m	19.8m (1)	15.2m (3)	2:10.03	29.07s	29.74s

Finish Position and metres gained

First Arrow shows distance gain/loss from 2nd Qtr to 3rd Qtr,
Second Arrow shows distance gain/loss from 3rd Qtr to Finish
Blue arrow indicates best gain in these quarters.



800

Visual positions in race at 2nd Quarter



400

Visual positions in race at 3rd Quarter

