

Tamworth Race 1 Distance 1980m

Thursday, 25 June 2026




Gross Time: 2:28.20 MileRate: 2:00.50 LeadTime: 26.00s First Qtr: 30.00s Second Qtr: 29.50s Third Qtr: 30.50s Fourth Qtr: 32.20s

DATA TABLE: 800 / 400 Posi's are position from leader and (how wide the horse was at that position)

No	Horse	Plc	Mar	800 Posi	400 Posi	Time	3rd Qtr	4th Qt
10	WHENS LUNCH	1	0.0m	20.6m (1)	7.8m (2)	2:28.20	29.52s	31.58s
7	SPOOKY ART	2	3.4m	9.4m (0)	3.4m (2)	2:28.49	30.03s	32.20s
9	COOGEE	3	11.3m	16.4m (2)	12.2m (0)	2:29.15	30.17s	32.13s
1	WHAT AGAIN SHANNON	4	19.2m	4.0m (0)	4.2m (0)	2:29.81	30.48s	33.40s
8	HEY DUDE	5	19.6m	12.6m (1)	9.2m (3)	2:29.85	30.21s	33.03s
5	CEEJAY HAICH	6	20.7m	3.2m (1)	1.8m (1)	2:29.94	30.35s	33.71s
6	DOUBLE MACH	7	24.7m	22.2m (0)	18.8m (1)	2:30.28	30.22s	32.67s
2	POPS SECRET	8	35.1m	0.0m (0)	0.0m (0)	2:31.15	30.43s	35.01s
4	SUPERIOR ART	9	155.3m	48.0m (0)	90.0m (0)	2:41.25	33.64s	37.43s

Finish Position and metres gained

First Arrow shows distance gain/loss from 2nd Qtr to 3rd Qtr, Second Arrow shows distance gain/loss from 3rd Qtr to Finish
Blue arrow indicates best gain in these quarters.



Tamworth Race 2 Distance 1980m

Thursday, 25 June 2026


Gross Time: 2:29.40 MileRate: 2:01.40 LeadTime: 27.80s First Qtr: 32.70s Second Qtr: 31.60s Third Qtr: 28.70s Fourth Qtr: 28.60s

DATA TABLE: 800 / 400 Posi's are position from leader and (how wide the horse was at that position)

No	Horse	Plc	Mar	800 Posi	400 Posi	Time	3rd Qtr	4th Qt
1	JACKS FYRE	1	0.0m	0.0m (0)	0.0m (0)	2:29.40	28.70s	28.60s
7	BETTATHANMOZARELLA	2	2.1m	4.2m (0)	3.8m (0)	2:29.56	28.67s	28.48s
2	BLACKMIRRA	3	2.6m	3.2m (1)	3.4m (1)	2:29.60	28.71s	28.54s
9	YOU CANNOT HIDE	4	5.5m	7.0m (1)	7.0m (2)	2:29.81	28.70s	28.49s
10	ZACHAROONI	5	7.0m	10.6m (1)	11.2m (2)	2:29.93	28.74s	28.30s
8	JOHNNY DEE	6	7.5m	8.2m (0)	7.8m (0)	2:29.96	28.67s	28.58s
4	BARRYS BROTHER	7	11.6m	12.4m (0)	11.8m (0)	2:30.27	28.66s	28.59s
5	TERROR FLYING	8	14.0m	14.6m (1)	15.2m (1)	2:30.45	28.74s	28.51s
3	HEAVENLY TURBO	9	21.2m	7.4m (2)	19.6m (1)	2:30.99	29.57s	28.71s
6	WHISKEY ROYALE	10	22.6m	16.4m (0)	15.8m (0)	2:31.10	28.66s	29.08s

Finish Position and metres gained

First Arrow shows distance gain/loss from 2nd Qtr to 3rd Qtr, Second Arrow shows distance gain/loss from 3rd Qtr to Finish
Blue arrow indicates best gain in these quarters.



800

Visual positions in race at 2nd Quarter



400

Visual positions in race at 3rd Quarter



Tamworth Race 3 Distance 1980m

Thursday, 25 June 2026


Gross Time: 2:28.40 MileRate: 2:00.60 LeadTime: 28.50s First Qtr: 30.90s Second Qtr: 29.00s Third Qtr: 29.00s Fourth Qtr: 31.00s

DATA TABLE: 800 / 400 Posi's are position from leader and (how wide the horse was at that position)

No	Horse	Plc	Mar	800 Posi	400 Posi	Time	3rd Qtr	4th Qt
7	BRING YOUR BEST	1	0.0m	8.0m (0)	8.6m (1)	2:28.40	29.07s	30.34s
8	SUPERBON	2	1.3m	8.8m (1)	7.0m (3)	2:28.51	28.88s	30.56s
1	TASMANS DELIGHT	3	8.7m	4.0m (0)	5.0m (0)	2:29.11	29.07s	31.29s
6	EIFFEL FROM HEAVEN	4	9.1m	12.0m (0)	13.0m (1)	2:29.14	29.08s	30.70s
5	THUNDAMENTAL	5	11.9m	0.6m (1)	2.0m (1)	2:29.36	29.08s	31.76s
2	LETSGETROWDY	6	12.0m	0.0m (0)	0.0m (0)	2:29.37	28.97s	31.92s
4	OTIS RISING	7	12.1m	4.6m (1)	5.4m (2)	2:29.38	29.04s	31.52s
10	GOTONEBETTOR	8	15.0m	15.8m (0)	16.6m (0)	2:29.62	29.06s	30.88s
3	SPARKLING SUE	9	19.5m	17.2m (1)	21.2m (1)	2:29.98	29.30s	30.87s
9	RIPPIN GOOD FEELIN	10	21.1m	13.0m (1)	13.0m (2)	2:30.11	28.98s	31.62s


Finish Position and metres gained

First Arrow shows distance gain/loss from 2nd Qtr to 3rd Qtr, Second Arrow shows distance gain/loss from 3rd Qtr to Finish
Blue arrow indicates best gain in these quarters.



800

Visual positions in race at 2nd Quarter



400

Visual positions in race at 3rd Quarter



Tamworth Race 4 Distance 1609m


Thursday, 25 June 2026

Gross Time: 1:57.90 MileRate: 1:57.90 LeadTime: 0.00s First Qtr: 28.70s Second Qtr: 31.90s Third Qtr: 29.00s Fourth Qtr: 28.40s

DATA TABLE: 800 / 400 Posi's are position from leader and (how wide the horse was at that position)

No	Horse	Plc	Mar	800 Posi	400 Posi	Time	3rd Qtr	4th Qt
2	PHAR LUME	1	0.0m	4.0m (0)	3.8m (0)	1:57.90	28.98s	28.13s
10	CINNAMON	2	5.4m	8.2m (0)	8.2m (0)	1:58.30	29.00s	28.20s
4	ALLORNOTHINGLEVI	3	6.5m	0.0m (0)	0.0m (0)	1:58.38	29.00s	28.86s
5	MAYWYNS MIGHTY MAC	4	9.8m	11.2m (1)	12.2m (1)	1:58.63	29.07s	28.23s
7	AMILLION PROMISES	5	15.1m	16.2m (0)	17.4m (0)	1:59.03	29.08s	28.24s
6	HE SAID SHE SAID	6	15.7m	3.0m (1)	7.2m (1)	1:59.07	29.31s	29.00s
9	AWHOLELOTOFPRETTY	7	17.0m	19.6m (1)	16.2m (1)	1:59.17	28.76s	28.46s
1	THREE PARTS GREY	8	22.9m	12.2m (0)	12.8m (0)	1:59.61	29.05s	29.11s
3	ADRENALINE RUSH	9	25.3m	7.2m (1)	7.6m (2)	1:59.79	29.04s	29.65s
8	SONIC EXPRESS	10	31.8m	15.4m (1)	15.8m (2)	2:00.27	29.04s	29.53s

Finish Position and metres gained



800

Visual positions in race at 2nd Quarter



400

Visual positions in race at 3rd Quarter



Tamworth Race 5 Distance 1609m

Thursday, 25 June 2026


Gross Time: 1:58.30 MileRate: 1:58.30 LeadTime: 0.00s First Qtr: 29.70s Second Qtr: 30.60s Third Qtr: 29.10s Fourth Qtr: 28.90s

DATA TABLE: 800 / 400 Posi's are position from leader and (how wide the horse was at that position)

NoHorse	Plc	Mar	800 Posi	400 Posi	Time	3rd Qtr	4th Qt
9 OZZIE PEARL	1	0.0m	12.0m (0)	10.0m (1)	1:58.30	28.95s	28.18s
7 SAINT KARAMARA	2	0.4m	8.0m (0)	5.8m (1)	1:58.33	28.94s	28.51s
3 LADY DELORIS	3	2.9m	0.0m (0)	0.0m (0)	1:58.52	29.10s	29.11s
5 EBBONY STORM	4	5.9m	3.8m (1)	1.8m (1)	1:58.75	28.96s	29.19s
1 ESPERANZA	5	6.6m	4.0m (0)	4.8m (0)	1:58.80	29.16s	29.03s
2 KATASTROPHEE	6	9.5m	11.8m (1)	15.8m (0)	1:59.02	29.39s	28.45s
8 TISBURY ROCKS	7	12.0m	15.6m (1)	23.2m (0)	1:59.21	29.65s	28.10s
6 SPELL CHECK	8	21.8m	19.4m (1)	27.4m (1)	1:59.95	29.68s	28.50s
4 TRUTHBETOLD	9	22.6m	7.8m (1)	12.8m (2)	2:00.01	29.46s	29.60s


Finish Position and metres gained

First Arrow shows distance gain/loss from 2nd Qtr to 3rd Qtr, Second Arrow shows distance gain/loss from 3rd Qtr to Finish
Blue arrow indicates best gain in these quarters.



800

Visual positions in race at 2nd Quarter



400

Visual positions in race at 3rd Quarter



Tamworth Race 6 Distance 1609m

Thursday, 25 June 2026


Gross Time: 1:57.40 MileRate: 1:57.40 LeadTime: 0.00s First Qtr: 27.90s Second Qtr: 29.90s Third Qtr: 29.60s Fourth Qtr: 29.90s

DATA TABLE: 800 / 400 Posi's are position from leader and (how wide the horse was at that position)

No	Horse	Plc	Mar	800 Posi	400 Posi	Time	3rd Qtr	4th Qt
1	TINNY MAHONEY	1	0.0m	0.0m (0)	0.0m (0)	1:57.40	29.60s	29.90s
7	NIGHT TO REMEMBER	2	2.1m	4.0m (0)	4.2m (0)	1:57.56	29.62s	29.74s
2	FOUR FEATHERS	3	3.0m	0.0m (1)	1.8m (1)	1:57.63	29.73s	29.99s
10	SINBINNED	4	6.0m	7.8m (0)	8.0m (0)	1:57.87	29.62s	29.75s
9	MISTER BRILLANTE	5	7.4m	8.4m (1)	9.2m (2)	1:57.98	29.66s	29.77s
5	AGIFTFROMTHEANGELS	6	7.8m	4.2m (1)	6.0m (1)	1:58.01	29.73s	30.03s
6	TIGERMAC	7	16.0m	16.4m (1)	14.0m (2)	1:58.65	29.42s	30.05s
11	DOUGS RULES	8	18.4m	11.8m (0)	11.8m (1)	1:58.84	29.60s	30.39s
3	LOCKITINEDDY	9	39.1m	12.4m (1)	14.6m (3)	2:00.46	29.75s	31.72s
4	BODYLINE	10	44.0m	3.0m (2)	19.0m (1)	2:00.85	30.77s	31.76s

Finish Position and metres gained

First Arrow shows distance gain/loss from 2nd Qtr to 3rd Qtr, Second Arrow shows distance gain/loss from 3rd Qtr to Finish
Blue arrow indicates best gain in these quarters.



800

Visual positions in race at 2nd Quarter



400

Visual positions in race at 3rd Quarter



Tamworth Race 7 Distance 1609m

Thursday, 25 June 2026

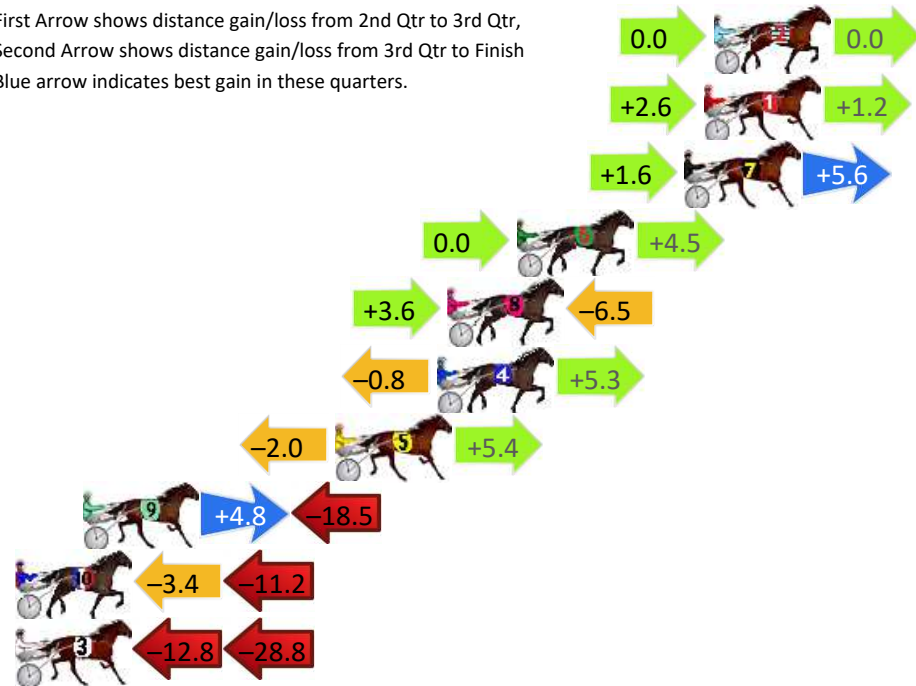
Gross Time: 1:55.50 MileRate: 1:55.50 LeadTime: 0.00s First Qtr: 28.10s Second Qtr: 29.50s Third Qtr: 28.60s Fourth Qtr: 29.40s

DATA TABLE: 800 / 400 Posi's are position from leader and (how wide the horse was at that position)


NoHorse	Plc	Mar	800 Posi	400 Posi	Time	3rd Qtr	4th Qt
2 JAYJAYBENNY	1	0.0m	0.0m (0)	0.0m (0)	1:55.50	28.60s	29.40s
1 ROCK FISHERMAN	2	0.4m	4.2m (0)	1.6m (1)	1:55.53	28.41s	29.31s
7 RACING PAULA	3	1.2m	8.4m (0)	6.8m (0)	1:55.59	28.49s	28.99s
6 ESCALERA	4	7.9m	12.4m (0)	12.4m (0)	1:56.11	28.60s	29.07s
8 MISTER CHEESE	5	10.7m	7.8m (1)	4.2m (2)	1:56.32	28.33s	29.88s
4 CAPTAIN GROOVE	6	11.1m	15.6m (1)	16.4m (2)	1:56.36	28.66s	29.01s
5 OHWHATIWOULDGI VE	7	15.2m	18.6m (2)	20.6m (1)	1:56.67	28.75s	29.01s
9 JILLIBY AMIGO	8	25.3m	11.6m (1)	6.8m (1)	1:57.45	28.24s	30.75s
10 IM LORD TOMMY	9	29.2m	14.6m (2)	18.0m (3)	1:57.75	28.83s	30.22s
3 PRINCESS REMI	10	45.2m	3.6m (1)	16.4m (1)	1:58.98	29.49s	31.50s

Finish Position and metres gained

First Arrow shows distance gain/loss from 2nd Qtr to 3rd Qtr, Second Arrow shows distance gain/loss from 3rd Qtr to Finish
Blue arrow indicates best gain in these quarters.



800



400



Tamworth Race 8 Distance 1980m

Thursday, 25 June 2026


Gross Time: 2:26.60 MileRate: 1:59.20 LeadTime: 26.90s First Qtr: 31.80s Second Qtr: 31.00s Third Qtr: 29.10s Fourth Qtr: 27.80s

DATA TABLE: 800 / 400 Posi's are position from leader and (how wide the horse was at that position)

No	Horse	Plc	Mar	800 Posi	400 Posi	Time	3rd Qtr	4th Qt
5	ROUGE BLING	1	0.0m	0.0m (0)	0.0m (0)	2:26.60	29.10s	27.80s
1	COUNTY COURT JUDGE	2	4.7m	4.0m (0)	4.0m (0)	2:26.94	29.10s	27.85s
8	COTE DAZUR	3	7.6m	13.2m (0)	11.8m (0)	2:27.16	28.99s	27.51s
2	LAST TIME JOE	4	7.7m	6.8m (1)	4.0m (2)	2:27.16	28.91s	28.06s
6	DIDSHEDOIT	5	10.1m	17.2m (0)	16.0m (0)	2:27.34	29.01s	27.39s
9	ARNIES ARMY	6	11.3m	11.2m (1)	8.4m (2)	2:27.43	28.91s	28.00s
4	THREE RIVERS	7	17.2m	19.6m (1)	17.0m (2)	2:27.86	28.92s	27.81s
7	FAR OUT RINGO	8	17.2m	9.2m (0)	8.2m (1)	2:27.86	29.04s	28.42s
10	ALLSOPP	9	19.0m	15.6m (1)	13.8m (1)	2:27.99	28.98s	28.16s
3	ILLAWONG DANNY	10	19.4m	2.4m (1)	3.0m (1)	2:28.02	29.17s	28.93s

Finish Position and metres gained

First Arrow shows distance gain/loss from 2nd Qtr to 3rd Qtr, Second Arrow shows distance gain/loss from 3rd Qtr to Finish
Blue arrow indicates best gain in these quarters.



800

Visual positions in race at 2nd Quarter



400

Visual positions in race at 3rd Quarter

