

Wagga Riverina Race 1 Distance 1740m

Friday, 26 June 2026




Gross Time: 2:04.00 MileRate: 1:54.70 LeadTime: 8.40s First Qtr: 28.40s Second Qtr: 29.00s Third Qtr: 29.60s Fourth Qtr: 28.60s

DATA TABLE: 800 / 400 Posi's are position from leader and (how wide the horse was at that position)

No	Horse	Plc	Mar	800 Posi	400 Posi	Time	3rd Qtr	4th Qt
3	THATS THE ATTITUDE	1	0.0m	5.4m (1)	0.8m (1)	2:04.00	29.27s	28.54s
6	HEZ HARRYWHO	2	0.1m	0.0m (0)	0.0m (0)	2:04.01	29.60s	28.61s
9	ROCKET BOY	3	4.8m	14.0m (1)	10.0m (2)	2:04.36	29.31s	28.24s
2	IDEAL DESIRE	4	5.0m	4.2m (0)	4.7m (0)	2:04.38	29.64s	28.64s
10	MITTYS THREE ACES	5	7.3m	9.8m (1)	5.8m (1)	2:04.55	29.31s	28.73s
1	HES A TERROR	6	8.4m	11.9m (0)	13.8m (0)	2:04.63	29.74s	28.23s
8	THE BANKER	7	8.6m	18.4m (1)	12.7m (3)	2:04.65	29.19s	28.33s
5	SPRING DELIGHT	8	10.1m	8.1m (0)	9.1m (0)	2:04.76	29.68s	28.70s
7	BETTERTHANTHEBOYZ	9	13.0m	16.4m (0)	18.8m (0)	2:04.98	29.78s	28.22s
4	LIFE GETS BETTER	10	24.8m	22.9m (1)	18.5m (1)	2:05.86	29.29s	29.12s

Finish Position and metres gained

First Arrow shows distance gain/loss from 2nd Qtr to 3rd Qtr, Second Arrow shows distance gain/loss from 3rd Qtr to Finish
Blue arrow indicates best gain in these quarters.



Wagga Riverina Race 2 Distance 1740m

Friday, 26 June 2026


Gross Time: 2:04.30 MileRate: 1:55.00 LeadTime: 8.20s First Qtr: 28.90s Second Qtr: 30.70s Third Qtr: 28.80s Fourth Qtr: 27.70s

DATA TABLE: 800 / 400 Posi's are position from leader and (how wide the horse was at that position)

No	Horse	Plc	Mar	800 Posi	400 Posi	Time	3rd Qtr	4th Qt
3	CORZAN DRAMA	1	0.0m	4.2m (0)	4.3m (0)	2:04.30	28.80s	27.40s
4	ALABAMA LIONESS	2	1.1m	0.0m (0)	0.0m (0)	2:04.38	28.80s	27.78s
1	IM HARVEY SPECTER	3	7.3m	8.7m (0)	9.7m (0)	2:04.83	28.86s	27.55s
8	TROUBLE IN HEAVEN	4	8.8m	2.9m (1)	3.1m (1)	2:04.94	28.81s	28.12s
7	HEZAFASHONE	5	9.2m	7.1m (1)	7.1m (2)	2:04.97	28.79s	27.87s
6	CLASSIC BEESMACK	6	11.5m	11.3m (1)	10.8m (1)	2:05.14	28.75s	27.78s
9	WARIEDA BOY	7	11.7m	12.9m (0)	13.7m (0)	2:05.15	28.84s	27.59s
2	JUDITH GWENDA	8	13.6m	16.0m (1)	12.0m (2)	2:05.29	28.49s	27.85s
5	FREASON	9	15.2m	17.6m (0)	17.5m (0)	2:05.41	28.77s	27.58s
10	MISS HERMES	10	16.2m	20.0m (1)	17.1m (1)	2:05.48	28.57s	27.68s

Finish Position and metres gained

First Arrow shows distance gain/loss from 2nd Qtr to 3rd Qtr, Second Arrow shows distance gain/loss from 3rd Qtr to Finish
Blue arrow indicates best gain in these quarters.



800

Visual positions in race at 2nd Quarter



400

Visual positions in race at 3rd Quarter



Wagga Riverina Race 3 Distance 1740m

Friday, 26 June 2026


Gross Time: 2:04.10 MileRate: 1:54.80 LeadTime: 8.40s First Qtr: 28.30s Second Qtr: 29.30s Third Qtr: 28.00s Fourth Qtr: 30.10s

DATA TABLE: 800 / 400 Posi's are position from leader and (how wide the horse was at that position)

No	Horse	Plc	Mar	800 Posi	400 Posi	Time	3rd Qtr	4th Qt
7	ESTELLA HERGE	1	0.0m	0.0m (0)	0.0m (0)	2:04.10	28.00s	30.10s
2	SHADY TREE	2	17.5m	4.3m (0)	5.5m (0)	2:05.48	28.10s	31.08s
3	JIVEANDWHISPER	3	19.3m	13.2m (0)	19.4m (0)	2:05.62	28.48s	30.22s
1	LITTLE MIRACLES	4	19.5m	8.6m (0)	13.3m (0)	2:05.64	28.36s	30.68s
6	THE KID BILLY	5	25.8m	14.8m (1)	14.7m (1)	2:06.13	28.03s	31.07s
5	WICKED MOTION	6	33.9m	3.3m (1)	1.7m (1)	2:06.77	27.89s	32.65s
4	BLUFOX	7	34.2m	10.2m (1)	25.5m (0)	2:06.80	29.13s	30.96s
8	TIGER IN HEAVEN	8	35.0m	18.8m (1)	18.3m (2)	2:06.86	28.01s	31.54s

Finish Position and metres gained

First Arrow shows distance gain/loss from 2nd Qtr to 3rd Qtr, Second Arrow shows distance gain/loss from 3rd Qtr to Finish. Blue arrow indicates best gain in these quarters.



8
0
0

Visual positions in race at 2nd Quarter



4
0
0

Visual positions in race at 3rd Quarter

Wagga Riverina Race 4 Distance 1740m

Friday, 26 June 2026

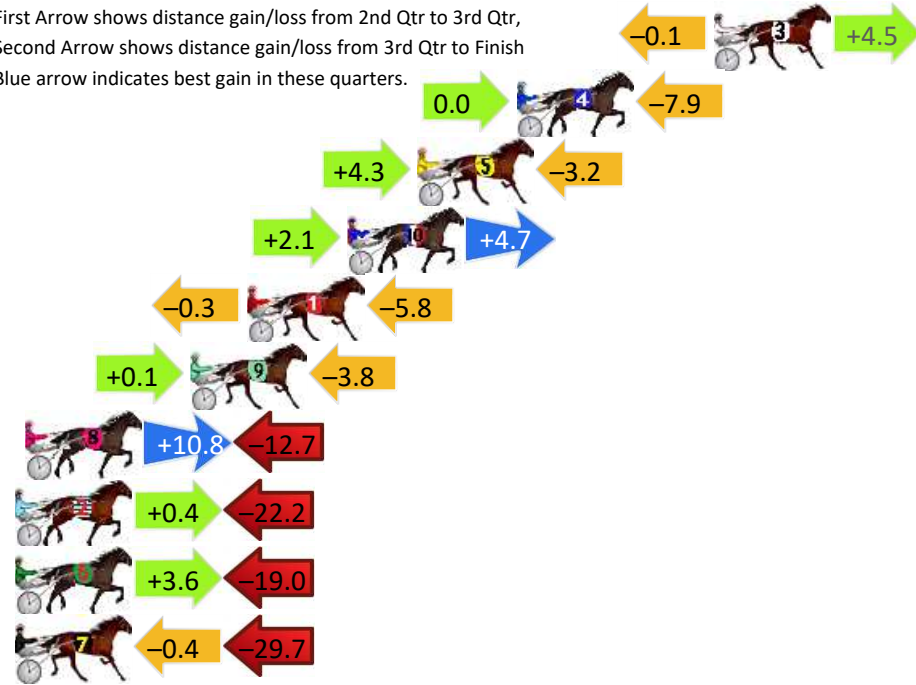
Gross Time: 2:04.10 MileRate: 1:54.80 LeadTime: 8.20s First Qtr: 29.00s Second Qtr: 29.70s Third Qtr: 29.30s Fourth Qtr: 27.90s

DATA TABLE: 800 / 400 Posi's are position from leader and (how wide the horse was at that position)

No	Horse	Plc	Mar	800 Posi	400 Posi	Time	3rd Qtr	4th Qt
3	CAPTAIN JAZZ	1	0.0m	4.4m (0)	4.5m (0)	2:04.10	29.30s	27.58s
4	NASANA	2	7.9m	0.0m (0)	0.0m (0)	2:04.68	29.30s	28.48s
5	SECRET LINE	3	11.9m	13.0m (1)	8.7m (2)	2:04.97	28.97s	28.15s
10	CHANCETOWIN	4	14.7m	21.5m (1)	19.4m (2)	2:05.18	29.11s	27.60s
1	CHAMPAGNE WALSH	5	18.7m	12.6m (0)	12.9m (0)	2:05.47	29.30s	28.35s
9	KALYPSO RAINBOW	6	21.0m	17.3m (0)	17.2m (0)	2:05.64	29.26s	28.22s
8	ACE OF REASON	7	27.6m	25.7m (1)	14.9m (2)	2:06.12	28.49s	28.86s
2	ANYONEFORADRINK	8	30.6m	8.8m (0)	8.4m (0)	2:06.34	29.26s	29.54s
6	CALI MAE	9	32.5m	17.1m (1)	13.5m (1)	2:06.48	29.01s	29.32s
7	SHOOBEE'S SUNSET	10	39.3m	9.2m (1)	9.6m (1)	2:06.98	29.31s	30.10s

Finish Position and metres gained

First Arrow shows distance gain/loss from 2nd Qtr to 3rd Qtr, Second Arrow shows distance gain/loss from 3rd Qtr to Finish
Blue arrow indicates best gain in these quarters.



800

Visual positions in race at 2nd Quarter



400

Visual positions in race at 3rd Quarter

Wagga Riverina Race 5 Distance 1740m


Friday, 26 June 2026

Gross Time: 2:02.30 MileRate: 1:53.10 LeadTime: 8.50s First Qtr: 27.60s Second Qtr: 29.70s Third Qtr: 28.60s Fourth Qtr: 27.90s

DATA TABLE: 800 / 400 Posi's are position from leader and (how wide the horse was at that position)

No	Horse	Plc	Mar	800 Posi	400 Posi	Time	3rd Qtr	4th Qt
11	FAVOURED GRACE	1	0.0m	7.7m (1)	3.7m (1)	2:02.30	28.31s	27.64s
3	SET PLAY	2	5.1m	4.2m (0)	5.1m (0)	2:02.67	28.66s	27.91s
9	GINGER ELLA	3	6.2m	15.9m (1)	13.4m (1)	2:02.75	28.41s	27.41s
10	UPTOWN CHANCE	4	7.6m	4.1m (1)	0.0m (1)	2:02.86	28.31s	28.46s
7	SNIPERS FIRE	5	17.4m	11.9m (1)	9.4m (1)	2:03.58	28.41s	28.52s
2	ROCK TOGETHER	6	23.0m	8.4m (0)	10.5m (0)	2:03.99	28.74s	28.85s
4	PAPIER MACHE	7	26.2m	0.0m (0)	1.1m (0)	2:04.22	28.68s	29.74s
6	THE WICKED WARRIOR	8	26.5m	21.2m (1)	18.0m (1)	2:04.24	28.35s	28.58s
1	LAMNA NASUS	9	26.7m	12.7m (0)	16.2m (0)	2:04.26	28.84s	28.72s
5	MAYBE JANIS	10	32.8m	17.7m (0)	20.5m (0)	2:04.71	28.78s	28.87s

Finish Position and metres gained



800

Visual positions in race at 2nd Quarter



400

Visual positions in race at 3rd Quarter



Wagga Riverina Race 6 Distance 2270m

Friday, 26 June 2026


Gross Time: 2:43.30 MileRate: 1:55.80 LeadTime: 46.40s First Qtr: 30.50s Second Qtr: 29.10s Third Qtr: 28.10s Fourth Qtr: 29.20s

DATA TABLE: 800 / 400 Posi's are position from leader and (how wide the horse was at that position)

No	Horse	Plc	Mar	800 Posi	400 Posi	Time	3rd Qtr	4th Qt
9	JILLIBY RYDER	1	0.0m	9.5m (0)	8.4m (1)	2:43.30	28.04s	28.60s
10	ARENDELLE	2	2.3m	7.3m (1)	5.3m (2)	2:43.48	27.97s	29.00s
5	SECRETS KEPT	3	2.5m	13.2m (0)	11.8m (0)	2:43.49	28.02s	28.55s
6	FOLLOW THE MONEY	4	6.1m	19.6m (1)	17.4m (3)	2:43.77	27.97s	28.43s
7	GOODTIME JAZZI	5	10.0m	0.0m (0)	0.0m (0)	2:44.07	28.10s	29.97s
1	KRISSY	6	10.1m	4.6m (0)	4.1m (0)	2:44.07	28.07s	29.68s
2	KRISTYSGIRL	7	15.1m	2.4m (1)	2.3m (1)	2:44.46	28.09s	30.20s
4	SIGNIFICANT LAZ	8	15.2m	15.6m (1)	13.8m (3)	2:44.46	27.99s	29.38s
3	THE TALK	9	16.7m	11.0m (1)	11.8m (2)	2:44.58	28.17s	29.64s
8	MIRADOR LASS	10	22.2m	23.6m (1)	17.7m (4)	2:45.00	27.71s	29.64s

Finish Position and metres gained

First Arrow shows distance gain/loss from 2nd Qtr to 3rd Qtr, Second Arrow shows distance gain/loss from 3rd Qtr to Finish
Blue arrow indicates best gain in these quarters.



800

Visual positions in race at 2nd Quarter



400

Visual positions in race at 3rd Quarter

Wagga Riverina Race 7 Distance 1740m

Friday, 26 June 2026




Gross Time: 2:03.00 MileRate: 1:53.80 LeadTime: 8.40s First Qtr: 28.20s Second Qtr: 29.60s Third Qtr: 27.90s Fourth Qtr: 28.90s

DATA TABLE: 800 / 400 Posi's are position from leader and (how wide the horse was at that position)

No	Horse	Plc	Mar	800 Posi	400 Posi	Time	3rd Qtr	4th Qt
6	DONNIE MAC	1	0.0m	0.5m (2)	0.0m (2)	2:03.00	27.86s	28.90s
8	SINBAD SASSY	2	4.6m	23.2m (1)	11.9m (2)	2:03.35	27.13s	28.41s
10	SHEZ A PUNTER	3	9.3m	11.9m (1)	9.9m (1)	2:03.71	27.77s	28.91s
11	GO COLOUR MY WORLD	4	10.8m	8.9m (0)	9.1m (0)	2:03.82	27.92s	29.08s
9	SNAKE OIL	5	11.7m	14.1m (0)	12.8m (0)	2:03.89	27.82s	28.89s
7	BULLETIN	6	11.8m	16.8m (1)	7.7m (3)	2:03.89	27.27s	29.25s
1	PIRANI PRINCESS	7	14.3m	4.6m (0)	5.1m (0)	2:04.08	27.94s	29.62s
4	ULTIMATE GLADIATOR	8	18.2m	7.6m (1)	6.5m (2)	2:04.38	27.83s	29.82s
2	RUDIMENTARY	9	18.5m	0.0m (0)	0.9m (0)	2:04.40	27.96s	30.24s
5	BIZZIE LIZZIE	10	24.5m	3.0m (1)	2.8m (1)	2:04.86	27.89s	30.56s

Finish Position and metres gained

First Arrow shows distance gain/loss from 2nd Qtr to 3rd Qtr, Second Arrow shows distance gain/loss from 3rd Qtr to Finish
Blue arrow indicates best gain in these quarters.



Wagga Riverina Race 8 Distance 1740m



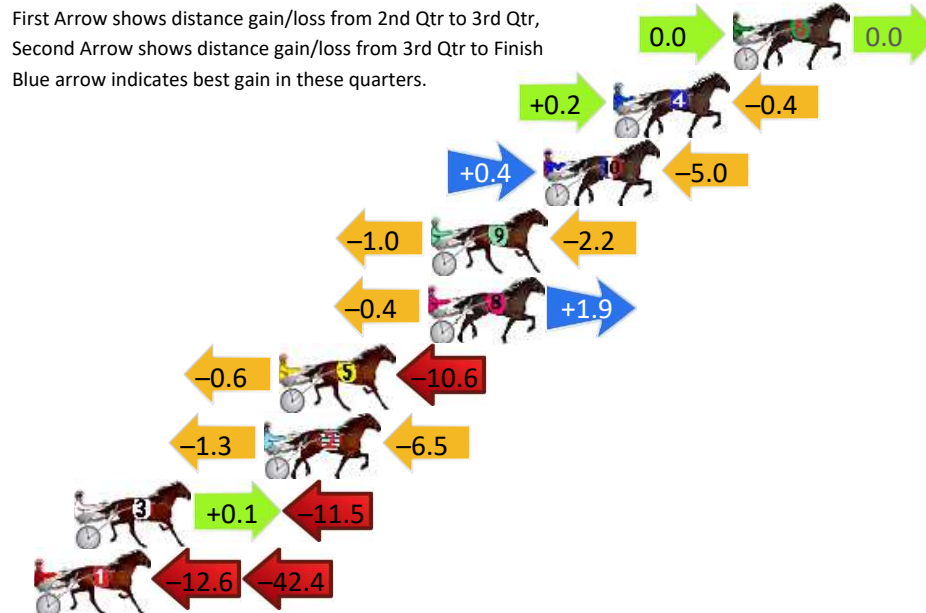
Friday, 26 June 2026

Gross Time: 2:01.40 MileRate: 1:52.30 LeadTime: 8.60s First Qtr: 29.30s Second Qtr: 28.30s Third Qtr: 28.20s Fourth Qtr: 27.00s

DATA TABLE: 800 / 400 Posi's are position from leader and (how wide the horse was at that position)

No	Horse	Plc	Mar	800 Posi	400 Posi	Time	3rd Qtr	4th Qt
6	PALLADIUM	1	0.0m	0.0m (0)	0.0m (0)	2:01.40	28.20s	27.00s
4	OUR ROCKY	2	4.8m	4.6m (0)	4.4m (0)	2:01.74	28.18s	27.04s
10	SHADES OF MIKI	3	7.6m	3.0m (1)	2.6m (1)	2:01.94	28.17s	27.36s
9	MIKIBEQUICK	4	12.1m	8.9m (0)	9.9m (0)	2:02.26	28.26s	27.18s
8	MESSERATI	5	12.2m	13.7m (0)	14.1m (0)	2:02.27	28.21s	26.90s
5	VIN NUMBER	6	18.2m	7.0m (1)	7.6m (1)	2:02.69	28.23s	27.77s
2	SCHEMING	7	18.8m	11.0m (1)	12.3m (1)	2:02.74	28.27s	27.50s
3	SCARED STIFF	8	26.4m	15.0m (1)	14.9m (2)	2:03.28	28.17s	27.86s
1	KUALIGHT	9	124.0m	69.0m (0)	81.6m (0)	2:10.22	28.96s	30.22s

Finish Position and metres gained



Wagga Riverina Race 9 Distance 1740m

Friday, 26 June 2026


Gross Time: 2:02.20 MileRate: 1:53.00 LeadTime: 8.30s First Qtr: 27.60s Second Qtr: 29.80s Third Qtr: 28.80s Fourth Qtr: 27.70s

DATA TABLE: 800 / 400 Posi's are position from leader and (how wide the horse was at that position)

NoHorse	Plc	Mar	800 Posi	400 Posi	Time	3rd Qtr	4th Qt
10 APPLAUDING	1	0.0m	10.2m (1)	8.6m (1)	2:02.20	28.67s	27.10s
3 OUR REBEL YELL	2	0.5m	6.0m (1)	4.9m (2)	2:02.24	28.71s	27.40s
6 FOREVER ONTHE PUNT	3	4.3m	0.0m (0)	0.0m (0)	2:02.51	28.80s	28.01s
4 ISLAND YANKEE	4	7.5m	14.4m (1)	14.2m (1)	2:02.75	28.77s	27.25s
1 CAPTAIN TOM	5	9.1m	8.9m (0)	8.8m (0)	2:02.86	28.78s	27.74s
5 TIZZY LIZZIE	5	9.1m	1.5m (1)	4.0m (1)	2:02.86	28.97s	28.08s
2 IDEAL IN DREAMS	7	10.2m	4.5m (0)	4.6m (0)	2:02.94	28.80s	28.12s
9 LITTLE SASSY BOY	8	11.3m	13.1m (0)	12.8m (0)	2:03.02	28.76s	27.62s
8 MIKI LOCH	9	15.6m	17.8m (2)	11.7m (2)	2:03.34	28.34s	28.02s
7 IM ALRITE	10	18.9m	18.7m (0)	15.4m (3)	2:03.58	28.54s	28.00s

Finish Position and metres gained

First Arrow shows distance gain/loss from 2nd Qtr to 3rd Qtr, Second Arrow shows distance gain/loss from 3rd Qtr to Finish Blue arrow indicates best gain in these quarters.



800

Visual positions in race at 2nd Quarter



400

Visual positions in race at 3rd Quarter

