

Menangle Race 1 Distance 1609m

Saturday, 27 June 2026


Gross Time: 1:51.90 MileRate: 1:51.90 LeadTime: 0.00s First Qtr: 26.80s Second Qtr: 29.20s Third Qtr: 28.30s Fourth Qtr: 27.60s

DATA TABLE: 800 / 400 Posi's are position from leader and (how wide the horse was at that position)

No	Horse	Plc	Mar	800 Posi	400 Posi	Time	3rd Qtr	4th Qt
8	NOCTURNAL	1	0.0m	0.0m (0)	0.0m (0)	1:51.90	28.30s	27.60s
4	YOU ARE MY WISH	2	4.8m	4.0m (0)	4.4m (0)	1:52.25	28.33s	27.63s
3	THIS IS HEAVEN	3	5.5m	11.4m (1)	11.6m (2)	1:52.30	28.31s	27.18s
9	SAN SEBASTIAN	4	9.2m	15.2m (1)	15.6m (2)	1:52.57	28.32s	27.16s
5	SILENT FEARS	5	9.3m	19.4m (1)	19.6m (2)	1:52.58	28.30s	26.89s
10	FUGITIVE	6	9.5m	3.6m (1)	3.6m (1)	1:52.59	28.31s	28.00s
2	EYE CAN EAR AMOUR	7	10.6m	7.6m (1)	7.6m (1)	1:52.67	28.30s	27.81s
7	KIKI MEISTER	8	11.8m	8.0m (0)	8.6m (0)	1:52.76	28.34s	27.82s
1	FORGIVE AND FORGET	9	39.5m	12.0m (0)	15.6m (0)	1:54.77	28.57s	29.24s


Finish Position and metres gained

First Arrow shows distance gain/loss from 2nd Qtr to 3rd Qtr, Second Arrow shows distance gain/loss from 3rd Qtr to Finish
Blue arrow indicates best gain in these quarters.



800

Visual positions in race at 2nd Quarter



400

Visual positions in race at 3rd Quarter



Menangle Race 2 Distance 1609m

Saturday, 27 June 2026


Gross Time: 1:52.20 MileRate: 1:52.20 LeadTime: 0.00s First Qtr: 27.60s Second Qtr: 28.90s Third Qtr: 28.00s Fourth Qtr: 27.70s

DATA TABLE: 800 / 400 Posi's are position from leader and (how wide the horse was at that position)

No	Horse	Plc	Mar	800 Posi	400 Posi	Time	3rd Qtr	4th Qt
10	THE METAL FLYER	1	0.0m	12.4m (0)	13.5m (1)	1:52.20	28.07s	26.77s
4	MONTEFIORE	2	0.2m	5.9m (1)	6.6m (1)	1:52.21	28.05s	27.26s
8	JILLIBY FABIO	3	0.5m	0.0m (0)	0.0m (0)	1:52.24	28.00s	27.74s
9	LETS TURN IT ON	4	2.5m	19.4m (1)	17.3m (0)	1:52.38	27.85s	26.68s
7	JAXON BEACH	5	3.1m	15.4m (1)	19.5m (2)	1:52.43	28.28s	26.58s
2	MISTER MANAGER	6	3.7m	8.3m (0)	9.3m (0)	1:52.47	28.06s	27.33s
5	TITIAN RAIDER	7	4.3m	1.0m (1)	1.9m (1)	1:52.51	28.07s	27.88s
1	MAGNETIC STORM	8	8.4m	4.3m (0)	4.9m (0)	1:52.81	28.04s	27.97s
3	BORROWED TIME	9	14.2m	10.5m (1)	14.3m (2)	1:53.23	28.26s	27.75s

Finish Position and metres gained

First Arrow shows distance gain/loss from 2nd Qtr to 3rd Qtr, Second Arrow shows distance gain/loss from 3rd Qtr to Finish
Blue arrow indicates best gain in these quarters.



800

Visual positions in race at 2nd Quarter



400

Visual positions in race at 3rd Quarter



Powered by



Harness Analyser

Sectional Analysis Software

Not just form | Free Trial

www.facebook.com/PJHarnessRacing



RISE Digital, Harness Racing Australia nor the provider accepts any responsibility for the completeness or accuracy of any of the information contained herein, and makes no representations about its suitability for any particular purpose. Users should make their own judgements about those matters and/or seek independent advice. You assume all risks associated with use of data provided on this page

Menangle Race 3 Distance 1609m

Saturday, 27 June 2026

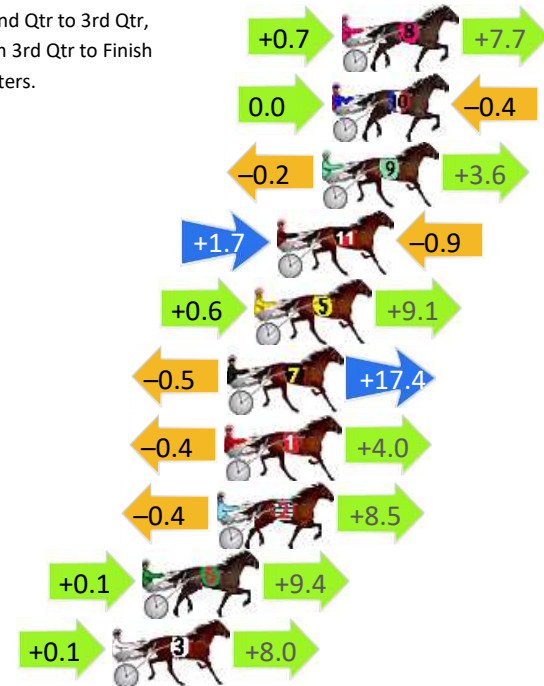
Gross Time: 1:51.20 MileRate: 1:51.20 LeadTime: 0.00s First Qtr: 26.50s Second Qtr: 29.10s Third Qtr: 27.10s Fourth Qtr: 28.50s

DATA TABLE: 800 / 400 Posi's are position from leader and (how wide the horse was at that position)

No	Horse	Plc	Mar	800 Posi	400 Posi	Time	3rd Qtr	4th Qt
8	WITHDISTINCTION	1	0.0m	8.4m (1)	7.7m (1)	1:51.20	27.07s	27.97s
10	SAINT CRUSADER	2	0.4m	0.0m (0)	0.0m (0)	1:51.23	27.10s	28.53s
9	CHICAGO BART	3	0.8m	4.2m (0)	4.4m (0)	1:51.26	27.12s	28.26s
11	WAMBOYNEINAMERICA	4	2.6m	3.4m (1)	1.7m (1)	1:51.39	26.99s	28.58s
5	MYTH YOU ALREADY	5	3.5m	13.2m (1)	12.6m (2)	1:51.46	27.08s	27.89s
7	ROCKTAGONAL	6	4.6m	21.5m (1)	22.0m (3)	1:51.54	27.17s	27.32s
1	TOORAM CEE CEE	7	4.7m	8.3m (0)	8.7m (0)	1:51.55	27.14s	28.25s
2	ART OF TERROR	8	5.0m	13.1m (0)	13.5m (1)	1:51.57	27.15s	27.94s
6	THE CID	9	8.0m	17.5m (0)	17.4m (0)	1:51.80	27.12s	27.90s
3	UNCLE TIGER	10	9.2m	17.3m (1)	17.2m (2)	1:51.89	27.12s	28.00s

Finish Position and metres gained

First Arrow shows distance gain/loss from 2nd Qtr to 3rd Qtr, Second Arrow shows distance gain/loss from 3rd Qtr to Finish
Blue arrow indicates best gain in these quarters.



800

Visual positions in race at 2nd Quarter



400

Visual positions in race at 3rd Quarter



Menangle Race 4 Distance 1609m

Saturday, 27 June 2026


Gross Time: 1:51.50 MileRate: 1:51.50 LeadTime: 0.00s First Qtr: 26.60s Second Qtr: 29.80s Third Qtr: 27.90s Fourth Qtr: 27.20s

DATA TABLE: 800 / 400 Posi's are position from leader and (how wide the horse was at that position)

No	Horse	Plc	Mar	800 Posi	400 Posi	Time	3rd Qtr	4th Qt
7	CLASSIC MISSION	1	0.0m	6.8m (1)	5.8m (1)	1:51.50	27.83s	26.81s
8	PERFECT STRIDE	2	0.1m	15.4m (1)	15.0m (2)	1:51.51	27.86s	26.18s
2	ALTA SIERRA	3	1.1m	10.8m (1)	10.9m (2)	1:51.58	27.90s	26.53s
5	HUGO MAGUIRE	4	2.4m	0.0m (0)	0.0m (0)	1:51.67	27.90s	27.37s
1	MIKE ROSS	5	4.1m	4.3m (0)	5.6m (0)	1:51.79	27.98s	27.11s
3	DOUBLE FEAR	6	4.4m	8.4m (0)	9.4m (0)	1:51.82	27.96s	26.88s
9	CRAFTMANS CHARLIE	7	6.9m	12.7m (0)	13.4m (0)	1:51.99	27.94s	26.77s
6	RAVISHING SLOY	8	10.7m	2.4m (1)	2.0m (1)	1:52.27	27.87s	27.83s
4	VITE MONET	9	14.5m	19.7m (1)	23.0m (1)	1:52.54	28.11s	26.66s

Finish Position and metres gained

First Arrow shows distance gain/loss from 2nd Qtr to 3rd Qtr, Second Arrow shows distance gain/loss from 3rd Qtr to Finish Blue arrow indicates best gain in these quarters.



800

Visual positions in race at 2nd Quarter



400

Visual positions in race at 3rd Quarter



Menangle Race 5 Distance 1609m

Saturday, 27 June 2026

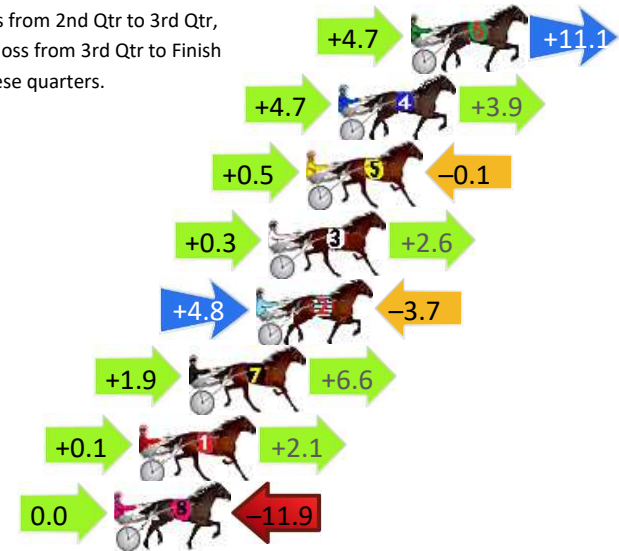
Gross Time: 1:51.30 MileRate: 1:51.30 LeadTime: 0.00s First Qtr: 27.00s Second Qtr: 28.80s Third Qtr: 28.20s Fourth Qtr: 27.30s

DATA TABLE: 800 / 400 Posi's are position from leader and (how wide the horse was at that position)

No	Horse	Plc	Mar	800 Posi	400 Posi	Time	3rd Qtr	4th Qt
6	HAVEYOUCHECKEDIN	1	0.0m	15.8m (1)	11.1m (2)	1:51.30	27.86s	26.53s
4	DOUBLE ACT	2	2.9m	11.5m (1)	6.8m (2)	1:51.51	27.86s	27.04s
5	BUSINESS IN HEAVEN	3	4.2m	4.6m (0)	4.1m (0)	1:51.60	28.16s	27.32s
3	DESSIE GEE	4	5.7m	8.6m (0)	8.3m (1)	1:51.71	28.17s	27.14s
2	MICHAYWEY	5	6.2m	7.3m (1)	2.5m (1)	1:51.75	27.87s	27.57s
7	MONTALBANO	6	8.9m	17.4m (0)	15.5m (2)	1:51.94	28.05s	26.87s
1	NAMAKA	7	10.9m	13.1m (0)	13.0m (1)	1:52.08	28.17s	27.19s
8	DOM TORETTO	8	11.9m	0.0m (0)	0.0m (0)	1:52.16	28.20s	28.16s

Finish Position and metres gained

First Arrow shows distance gain/loss from 2nd Qtr to 3rd Qtr, Second Arrow shows distance gain/loss from 3rd Qtr to Finish Blue arrow indicates best gain in these quarters.



8
0
0

Visual positions in race at 2nd Quarter



4
0
0

Visual positions in race at 3rd Quarter



Menangle Race 6 Distance 2300m

Saturday, 27 June 2026


Gross Time: 2:42.10 MileRate: 1:53.40 LeadTime: 49.10s First Qtr: 29.80s Second Qtr: 28.80s Third Qtr: 27.00s Fourth Qtr: 27.40s

DATA TABLE: 800 / 400 Posi's are position from leader and (how wide the horse was at that position)

No	Horse	Plc	Mar	800 Posi	400 Posi	Time	3rd Qtr	4th Qt
3	GLITTER AINT GOLD	1	0.0m	8.9m (0)	9.5m (0)	2:42.10	27.04s	26.76s
5	RIPP	2	7.4m	0.0m (0)	0.0m (0)	2:42.63	27.00s	27.93s
1	DANCE WITH CARMER	3	9.3m	4.5m (0)	4.7m (0)	2:42.77	27.02s	27.75s
7	UBETCHA TIGERPIE	4	9.8m	13.2m (1)	15.1m (3)	2:42.81	27.13s	27.08s
11	BETTER ECLIPSE	5	10.4m	17.1m (1)	14.4m (4)	2:42.85	26.83s	27.17s
6	BETTERTHANCASH	6	10.8m	9.4m (1)	14.4m (1)	2:42.88	27.35s	27.20s
2	CASSIUS DECK	7	12.3m	12.8m (0)	14.2m (0)	2:42.99	27.10s	27.33s
10	SOUTH SEAS ROCK	8	30.0m	5.6m (2)	9.3m (2)	2:44.26	27.25s	28.94s
8	JORGE STREET	9	32.8m	9.8m (2)	10.4m (3)	2:44.47	27.05s	29.06s
9	CAPTAIN BELLASARIO	10	74.5m	5.2m (1)	8.5m (1)	2:47.47	27.23s	32.20s


Finish Position and metres gained

First Arrow shows distance gain/loss from 2nd Qtr to 3rd Qtr, Second Arrow shows distance gain/loss from 3rd Qtr to Finish
Blue arrow indicates best gain in these quarters.



800

Visual positions in race at 2nd Quarter



400

Visual positions in race at 3rd Quarter



Menangle Race 7 Distance 1609m

Saturday, 27 June 2026

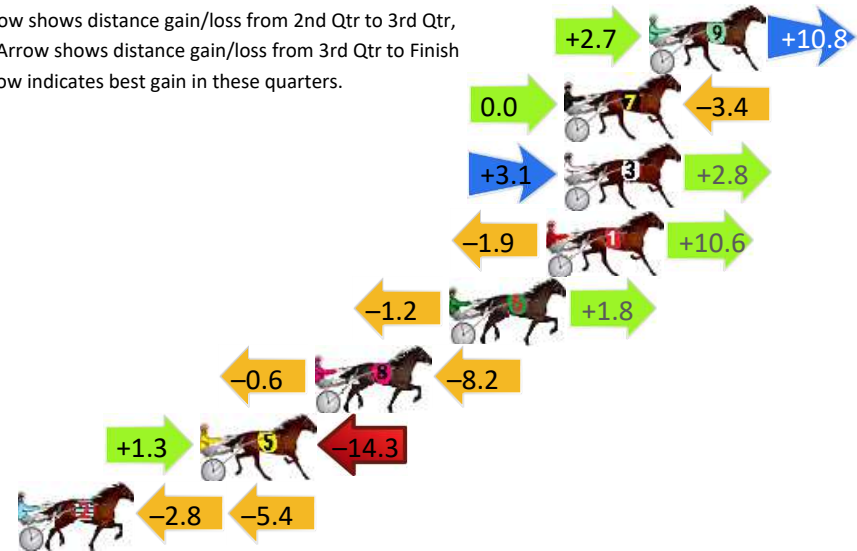
Gross Time: 1:53.00 MileRate: 1:53.00 LeadTime: 0.00s First Qtr: 27.40s Second Qtr: 29.90s Third Qtr: 28.20s Fourth Qtr: 27.50s

DATA TABLE: 800 / 400 Posi's are position from leader and (how wide the horse was at that position)

No	Horse	Plc	Mar	800 Posi	400 Posi	Time	3rd Qtr	4th Qt
9	ISLA ROCHELLE	1	0.0m	13.5m (1)	10.8m (2)	1:53.00	28.00s	26.75s
7	JILLIBY ILLUMINATE	2	3.4m	0.0m (0)	0.0m (0)	1:53.25	28.20s	27.75s
3	ULTIMATE DIVA	3	3.4m	9.3m (1)	6.2m (2)	1:53.25	27.98s	27.32s
1	BUTTER CUP	4	4.1m	12.8m (0)	14.7m (1)	1:53.30	28.31s	26.78s
6	SUNSET STRIDE	5	8.0m	8.6m (0)	9.8m (0)	1:53.58	28.28s	27.40s
8	ALFNALMA	6	13.4m	4.6m (0)	5.2m (0)	1:53.97	28.24s	28.11s
5	MAMMALS GIRL	7	18.0m	5.0m (1)	3.7m (1)	1:54.30	28.11s	28.55s
2	SHE THE DEVIL	8	25.3m	17.1m (0)	19.9m (1)	1:54.83	28.37s	27.96s

Finish Position and metres gained

First Arrow shows distance gain/loss from 2nd Qtr to 3rd Qtr, Second Arrow shows distance gain/loss from 3rd Qtr to Finish
Blue arrow indicates best gain in these quarters.



8
0
0

Visual positions in race at 2nd Quarter



4
0
0

Visual positions in race at 3rd Quarter



Menangle Race 8 Distance 2300m



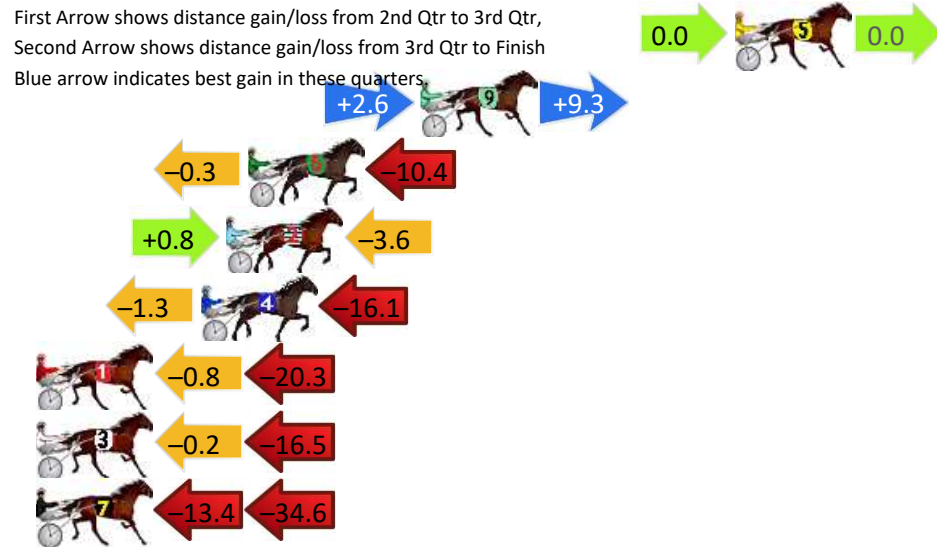
Saturday, 27 June 2026

Gross Time: 2:48.90 MileRate: 1:58.20 LeadTime: 50.60s First Qtr: 31.20s Second Qtr: 30.30s Third Qtr: 28.40s Fourth Qtr: 28.40s

DATA TABLE: 800 / 400 Posi's are position from leader and (how wide the horse was at that position)

NoHorse	Plc	Mar	800 Posi	400 Posi	Time	3rd Qtr	4th Qt
5 ALMIGHTY FEAR	1	0.0m	0.0m (0)	0.0m (0)	2:48.90	28.40s	28.40s
9 YOUR MAJESTY	2	12.6m	24.5m (1)	21.9m (3)	2:49.84	28.21s	27.80s
6 JOHNS BOY	3	19.5m	8.8m (0)	9.1m (0)	2:50.35	28.42s	29.21s
2 ALPHA STRIDE	4	20.4m	17.6m (0)	16.8m (2)	2:50.42	28.35s	28.73s
4 TITAN STRIDE	5	21.4m	4.0m (0)	5.3m (1)	2:50.50	28.49s	29.62s
1 THEBESTBOURBON	6	34.1m	13.0m (0)	13.8m (1)	2:51.44	28.45s	29.97s
3 SUNNY GEE	7	36.9m	20.2m (1)	20.4m (0)	2:51.65	28.41s	29.71s
7 KRISTAL JOSSELYN	8	63.1m	15.1m (1)	28.5m (1)	2:53.61	29.35s	31.09s

Finish Position and metres gained



Menangle Race 9 Distance 1609m

Saturday, 27 June 2026

Gross Time: 1:51.20 MileRate: 1:51.20 LeadTime: 0.00s First Qtr: 26.60s Second Qtr: 29.50s Third Qtr: 28.60s Fourth Qtr: 26.50s

DATA TABLE: 800 / 400 Posi's are position from leader and (how wide the horse was at that position)

No	Horse	Plc	Mar	800 Posi	400 Posi	Time	3rd Qtr	4th Qt
8	NO NOTTHEBUTTONS	1	0.0m	0.0m (0)	0.0m (0)	1:51.20	28.60s	26.50s
5	RIVERA LOU	2	7.1m	4.5m (0)	3.8m (0)	1:51.70	28.54s	26.74s
6	MAURLEN BOY	3	20.1m	23.5m (1)	16.5m (2)	1:52.60	28.06s	26.78s
4	FIRE FOX	4	22.4m	19.3m (1)	12.4m (2)	1:52.77	28.08s	27.22s
7	FASTING	5	22.4m	28.3m (1)	20.6m (2)	1:52.77	28.00s	26.66s
2	OUTSIDE FIGHTER	6	25.4m	12.7m (0)	13.2m (0)	1:52.97	28.60s	27.37s
9	VINKE B	7	27.0m	22.2m (0)	23.9m (1)	1:53.09	28.65s	26.75s
1	MAJOR ART	8	29.1m	8.4m (0)	9.1m (0)	1:53.23	28.62s	27.91s
3	PETES CRUNCH TIME	9	33.1m	15.3m (1)	8.1m (1)	1:53.51	28.07s	28.26s
10	COMPETE	10	38.6m	16.9m (0)	18.4m (0)	1:53.90	28.66s	27.94s

Finish Position and metres gained

