

Newcastle Race 1 Distance 1609m

Monday, 29 June 2026


Gross Time: 1:55.90 MileRate: 1:55.90 LeadTime: 0.00s First Qtr: 28.60s Second Qtr: 29.30s Third Qtr: 28.50s Fourth Qtr: 29.50s

DATA TABLE: 800 / 400 Posi's are position from leader and (how wide the horse was at that position)

No	Horse	Plc	Mar	800 Posi	400 Posi	Time	3rd Qtr	4th Qt
9	TRISTAR FOR CHRIS	1	0.0m	3.8m (0)	6.8m (1)	1:55.90	28.72s	29.00s
5	MICKEY BE NIMBLE	2	1.1m	2.0m (1)	0.0m (1)	1:55.99	28.35s	29.58s
6	DOUBLE SAID	3	3.6m	19.4m (1)	12.8m (3)	1:56.18	28.04s	28.83s
7	WILL I AM	4	5.5m	7.8m (0)	10.0m (0)	1:56.33	28.66s	29.17s
8	TULHURST PEBBLES	5	7.6m	11.6m (0)	14.0m (0)	1:56.49	28.68s	29.03s
10	BLACKMIRRA	6	11.0m	11.2m (1)	10.0m (2)	1:56.75	28.41s	29.57s
3	BO DUKE	7	18.1m	15.6m (1)	20.2m (2)	1:57.30	28.83s	29.35s
4	FOR THREE REASONS	8	20.1m	19.8m (0)	19.6m (0)	1:57.45	28.48s	29.54s
1	LETSGETROWDY	9	20.5m	0.0m (0)	3.4m (0)	1:57.49	28.72s	30.75s
2	PEPPERCORN BARRY	10	22.3m	7.0m (1)	16.2m (1)	1:57.62	29.16s	29.95s


Finish Position and metres gained

First Arrow shows distance gain/loss from 2nd Qtr to 3rd Qtr, Second Arrow shows distance gain/loss from 3rd Qtr to Finish
Blue arrow indicates best gain in these quarters.



800

Visual positions in race at 2nd Quarter



400

Visual positions in race at 3rd Quarter



Newcastle Race 2 Distance 1609m

Monday, 29 June 2026


Gross Time: 1:56.50 MileRate: 1:56.50 LeadTime: 0.00s First Qtr: 27.50s Second Qtr: 29.70s Third Qtr: 29.60s Fourth Qtr: 29.70s

DATA TABLE: 800 / 400 Posi's are position from leader and (how wide the horse was at that position)

No	Horse	Plc	Mar	800 Posi	400 Posi	Time	3rd Qtr	4th Qt
2	WALLAROY BOY	1	0.0m	4.0m (0)	4.2m (0)	1:56.50	29.62s	29.39s
7	EYES BEEN PATIENT	2	0.4m	18.6m (1)	16.2m (3)	1:56.53	29.43s	28.53s
3	ROCKNROLL TONY	3	0.5m	10.2m (1)	8.6m (2)	1:56.54	29.48s	29.10s
5	HASLER	4	4.6m	2.0m (1)	0.0m (1)	1:56.86	29.45s	30.04s
6	BREXITT	5	5.6m	0.0m (0)	0.0m (0)	1:56.94	29.60s	30.11s
8	HEEZ REASONABLE	6	6.7m	15.8m (0)	11.4m (0)	1:57.02	29.28s	29.35s
9	BETTOR BE LUCKY	7	7.2m	11.8m (0)	12.4m (1)	1:57.06	29.64s	29.32s
1	DREAM TO DANCE	8	9.3m	8.0m (0)	8.4m (1)	1:57.22	29.63s	29.77s
4	JOHNNY DEE	9	14.1m	6.0m (1)	4.4m (1)	1:57.60	29.48s	30.42s
10	DE LA RENTA	10	16.3m	14.2m (1)	12.0m (3)	1:57.77	29.44s	30.02s

Finish Position and metres gained

First Arrow shows distance gain/loss from 2nd Qtr to 3rd Qtr, Second Arrow shows distance gain/loss from 3rd Qtr to Finish
Blue arrow indicates best gain in these quarters.



800

Visual positions in race at 2nd Quarter



400

Visual positions in race at 3rd Quarter



Newcastle Race 3 Distance 1609m

Monday, 29 June 2026


Gross Time: 1:57.00 MileRate: 1:57.00 LeadTime: 0.00s First Qtr: 29.20s Second Qtr: 31.30s Third Qtr: 29.00s Fourth Qtr: 27.50s

DATA TABLE: 800 / 400 Posi's are position from leader and (how wide the horse was at that position)

NoHorse	Plc	Mar	800 Posi	400 Posi	Time	3rd Qtr	4th Qt
2 SUNLIGHT STRIDE	1	0.0m	0.0m (0)	0.0m (0)	1:57.00	29.00s	27.50s
1 MY MCLAREN	2	3.3m	4.2m (0)	4.2m (0)	1:57.24	29.00s	27.44s
6 SIERRA MIST	3	7.0m	12.2m (0)	12.6m (0)	1:57.51	29.02s	27.12s
9 NELLI TRISTAR	4	11.0m	8.2m (0)	8.2m (0)	1:57.80	29.01s	27.69s
8 KIARAS EPONA	5	20.9m	16.2m (0)	15.2m (1)	1:58.51	28.94s	27.89s
5 RECKLESS CONVICT	6	21.0m	3.2m (1)	7.0m (1)	1:58.52	29.29s	28.46s
3 EXECUTIVEDECISION S	7	23.3m	7.2m (1)	11.2m (1)	1:58.69	29.30s	28.33s
7 BEE MY LOVER	8	24.9m	19.8m (1)	12.2m (3)	1:58.80	28.49s	28.37s
4 SZWANEN	9	27.2m	15.6m (1)	7.8m (2)	1:58.97	28.49s	28.83s
10 LOUHPARKSCHOONER	10	27.6m	11.4m (1)	12.4m (2)	1:59.00	29.10s	28.54s

Finish Position and metres gained

First Arrow shows distance gain/loss from 2nd Qtr to 3rd Qtr, Second Arrow shows distance gain/loss from 3rd Qtr to Finish
Blue arrow indicates best gain in these quarters.



800

Visual positions in race at 2nd Quarter



400

Visual positions in race at 3rd Quarter



Newcastle Race 4 Distance 1609m

Monday, 29 June 2026

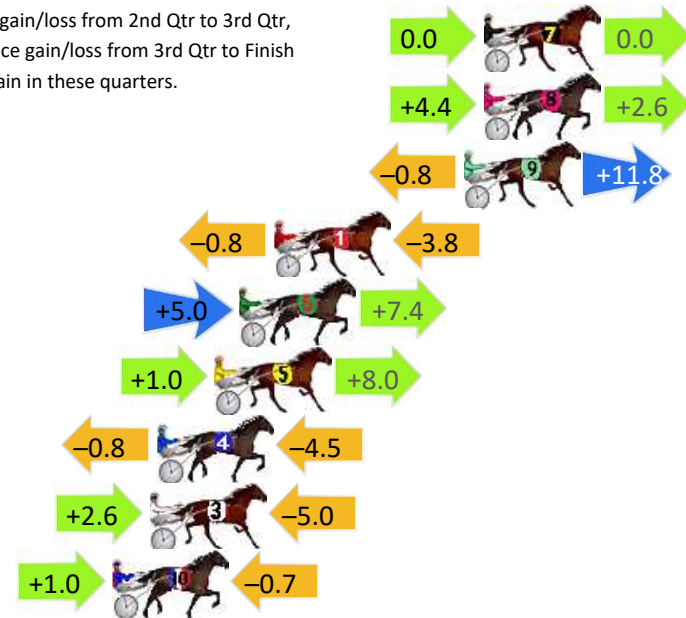
Gross Time: 1:55.50 MileRate: 1:55.50 LeadTime: 0.00s First Qtr: 28.20s Second Qtr: 30.30s Third Qtr: 28.20s Fourth Qtr: 28.80s

DATA TABLE: 800 / 400 Posi's are position from leader and (how wide the horse was at that position)

No	Horse	Plc	Mar	800 Posi	400 Posi	Time	3rd Qtr	4th Qt
7	LETS FLY WITH ME	1	0.0m	0.0m (0)	0.0m (0)	1:55.50	28.20s	28.80s
8	LOCHINVAR TIGER	1	0.0m	7.0m (1)	2.6m (1)	1:55.50	27.89s	28.61s
9	MUSICSTAR	3	0.8m	11.8m (0)	12.6m (0)	1:55.56	28.27s	27.96s
1	CAPTAIN WILL	4	8.4m	3.8m (0)	4.6m (0)	1:56.14	28.25s	29.07s
6	PIXIEBELLE	5	9.8m	22.2m (0)	17.2m (0)	1:56.24	27.85s	28.27s
5	GET US A TINNY	6	10.8m	19.8m (1)	18.8m (1)	1:56.32	28.14s	28.23s
4	CAROLSDIAMOND	7	13.1m	7.8m (0)	8.6m (0)	1:56.49	28.25s	29.12s
3	MISS ADONIS	8	13.4m	11.0m (1)	8.4m (1)	1:56.51	28.01s	29.16s
10	SHALAMAR MISS	9	14.9m	15.2m (1)	14.2m (1)	1:56.63	28.13s	28.85s

Finish Position and metres gained

First Arrow shows distance gain/loss from 2nd Qtr to 3rd Qtr, Second Arrow shows distance gain/loss from 3rd Qtr to Finish
Blue arrow indicates best gain in these quarters.



800

Visual positions in race at 2nd Quarter



400

Visual positions in race at 3rd Quarter



Newcastle Race 5 Distance 1609m

Monday, 29 June 2026


Gross Time: 1:54.70 MileRate: 1:54.70 LeadTime: 0.00s First Qtr: 28.10s Second Qtr: 30.60s Third Qtr: 27.90s Fourth Qtr: 28.10s

DATA TABLE: 800 / 400 Posi's are position from leader and (how wide the horse was at that position)

No	Horse	Plc	Mar	800 Posi	400 Posi	Time	3rd Qtr	4th Qt
2	GOODLOOKINGDEAL	1	0.0m	3.6m (1)	4.2m (1)	1:54.70	27.94s	27.81s
6	TENNESSEE KID	2	4.4m	0.0m (0)	0.0m (0)	1:55.02	27.90s	28.41s
10	BETWEEN DECKS	3	4.6m	8.0m (1)	8.2m (1)	1:55.04	27.91s	27.85s
8	A LITTLE DILEMMA	4	10.2m	9.4m (0)	11.8m (0)	1:55.45	28.07s	27.99s
4	THRIPENNY	5	14.7m	12.0m (1)	12.8m (1)	1:55.79	27.96s	28.23s
7	LUCKY RICTOR	6	17.6m	16.4m (1)	17.0m (1)	1:56.00	27.94s	28.14s
9	COOINDALAI	7	23.8m	18.4m (0)	22.8m (1)	1:56.46	28.21s	28.17s
1	ADDED VALUE	8	45.2m	14.0m (0)	19.4m (0)	1:58.04	28.27s	29.90s
5	HAPPY TULHURST	9	112.9m	5.0m (0)	23.4m (0)	2:03.04	29.16s	34.35s

Finish Position and metres gained

First Arrow shows distance gain/loss from 2nd Qtr to 3rd Qtr, Second Arrow shows distance gain/loss from 3rd Qtr to Finish
Blue arrow indicates best gain in these quarters.



800

Visual positions in race at 2nd Quarter



400

Visual positions in race at 3rd Quarter



Newcastle Race 6 Distance 1609m

Monday, 29 June 2026

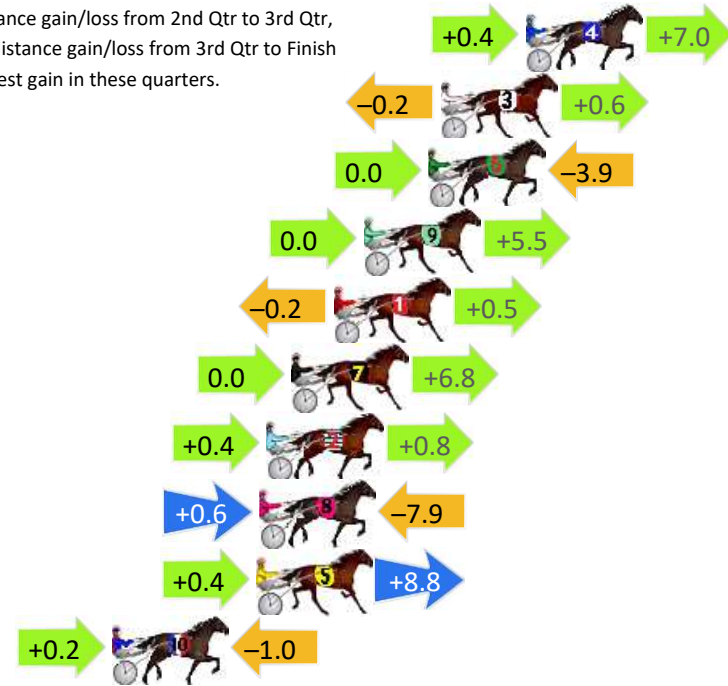
Gross Time: 1:56.10 MileRate: 1:56.10 LeadTime: 0.00s First Qtr: 28.00s Second Qtr: 29.80s Third Qtr: 29.20s Fourth Qtr: 29.10s

DATA TABLE: 800 / 400 Posi's are position from leader and (how wide the horse was at that position)

NoHorse	Plc	Mar	800 Posi	400 Posi	Time	3rd Qtr	4th Qt
4 SIR KNIGHT	1	0.0m	7.4m (1)	7.0m (1)	1:56.10	29.17s	28.59s
3 LAST FLITE	2	3.4m	3.8m (0)	4.0m (0)	1:56.36	29.21s	29.06s
6 WHENS LUNCH	3	3.9m	0.0m (0)	0.0m (0)	1:56.40	29.20s	29.38s
9 CHLOBRO	4	6.5m	12.0m (0)	12.0m (0)	1:56.60	29.20s	28.70s
1 UNIT FORTY ONE	5	7.7m	8.0m (0)	8.2m (0)	1:56.69	29.21s	29.06s
7 GIRLSGOTCURLS	6	9.4m	16.2m (0)	16.2m (0)	1:56.82	29.20s	28.61s
2 CAPTAIN DORIAN	7	10.4m	11.6m (1)	11.2m (2)	1:56.89	29.17s	29.04s
8 DANCING WITH MY EX	8	10.7m	3.4m (1)	2.8m (1)	1:56.92	29.16s	29.67s
5 YOU CANNOT HIDE	9	10.8m	20.0m (1)	19.6m (1)	1:56.92	29.17s	28.46s
10 GUNFIGHTERSGHOST	10	16.6m	15.8m (1)	15.6m (2)	1:57.37	29.19s	29.17s

Finish Position and metres gained

First Arrow shows distance gain/loss from 2nd Qtr to 3rd Qtr, Second Arrow shows distance gain/loss from 3rd Qtr to Finish
Blue arrow indicates best gain in these quarters.



800

Visual positions in race at 2nd Quarter



400

Visual positions in race at 3rd Quarter



Newcastle Race 7 Distance 1609m

Monday, 29 June 2026


Gross Time: 1:57.20 MileRate: 1:57.20 LeadTime: 0.00s First Qtr: 27.00s Second Qtr: 32.40s Third Qtr: 29.80s Fourth Qtr: 28.00s

DATA TABLE: 800 / 400 Posi's are position from leader and (how wide the horse was at that position)

No	Horse	Plc	Mar	800 Posi	400 Posi	Time	3rd Qtr	4th Qt
5	LADY DELORIS	1	0.0m	0.0m (0)	0.0m (0)	1:57.20	29.80s	28.00s
2	HELENS BOY	2	1.9m	4.0m (0)	4.0m (0)	1:57.34	29.80s	27.85s
9	IM A LIBERTY GIRL	3	4.0m	12.0m (0)	12.2m (0)	1:57.49	29.80s	27.43s
6	BRING YOUR BEST	4	9.0m	16.2m (0)	16.8m (0)	1:57.86	29.83s	27.46s
1	STELLINA	5	9.7m	8.0m (0)	8.2m (0)	1:57.91	29.82s	28.10s
3	GLENN FORD	6	13.7m	11.2m (1)	8.0m (1)	1:58.21	29.58s	28.40s
4	VESPA STRIDE	7	15.7m	19.6m (1)	16.0m (1)	1:58.36	29.54s	27.98s
7	PHAR LUME	8	16.4m	23.8m (1)	20.0m (1)	1:58.41	29.52s	27.75s
8	MAYWYNS MIGHTY MAC	9	16.7m	6.6m (1)	3.8m (1)	1:58.43	29.63s	28.90s
10	GOTTADOBETTOR	10	17.6m	15.6m (1)	12.2m (1)	1:58.50	29.57s	28.38s

Finish Position and metres gained

First Arrow shows distance gain/loss from 2nd Qtr to 3rd Qtr, Second Arrow shows distance gain/loss from 3rd Qtr to Finish
Blue arrow indicates best gain in these quarters.



800

Visual positions in race at 2nd Quarter



400

Visual positions in race at 3rd Quarter



Newcastle Race 8 Distance 1609m

Monday, 29 June 2026

Gross Time: 1:56.60 MileRate: 1:56.60 LeadTime: 0.00s First Qtr: 27.90s Second Qtr: 31.40s Third Qtr: 29.00s Fourth Qtr: 28.30s

DATA TABLE: 800 / 400 Posi's are position from leader and (how wide the horse was at that position)

No	Horse	Plc	Mar	800 Posi	400 Posi	Time	3rd Qtr	4th Qt
4	RUMOUR STRIDE	1	0.0m	4.0m (0)	4.0m (0)	1:56.60	29.00s	28.02s
6	TIME TO DANCE	2	0.5m	0.0m (0)	0.0m (0)	1:56.64	29.00s	28.34s
1	HONOLULU PRINCESS	3	3.8m	8.0m (0)	8.0m (0)	1:56.88	29.00s	28.00s
10	CONCILIATE	3	3.8m	11.2m (1)	9.2m (2)	1:56.88	28.85s	27.92s
7	AVENGER	5	4.5m	12.0m (0)	12.2m (0)	1:56.93	29.01s	27.76s
2	IRE OF THE DRAGON	6	8.0m	7.2m (1)	5.0m (2)	1:57.19	28.85s	28.51s
9	ULTIMATE RHAPSODY	7	8.6m	15.2m (1)	13.8m (2)	1:57.24	28.90s	27.93s
3	ULTIMATE TROUBLE	8	173.3m	3.2m (1)	4.2m (1)	2:09.49	29.22s	40.20s

Finish Position and metres gained

First Arrow shows distance gain/loss from 2nd Qtr to 3rd Qtr, Second Arrow shows distance gain/loss from 3rd Qtr to Finish
Blue arrow indicates best gain in these quarters.

