

# Menangle Race 1 Distance 1609m

Tuesday, 30 June 2026



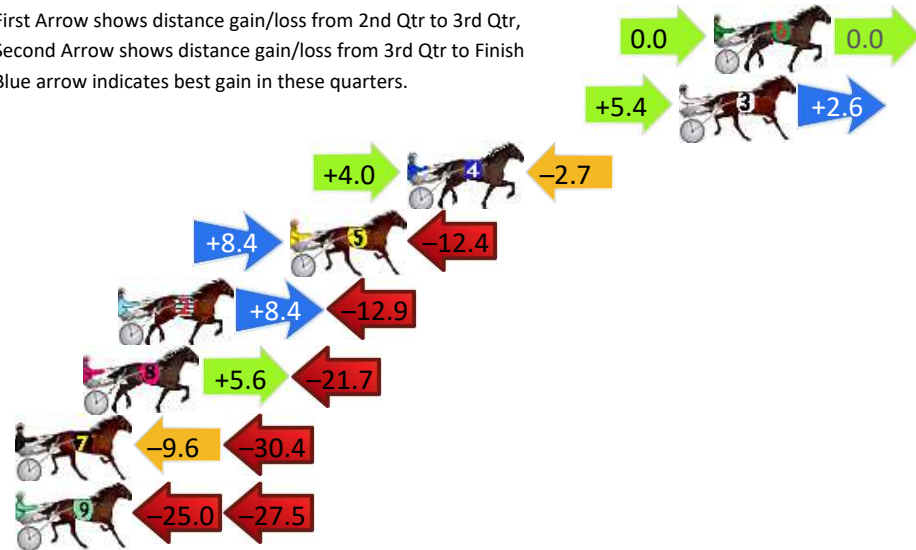
Gross Time: 1:59.00 MileRate: 1:59.00 LeadTime: 0.00s First Qtr: 29.30s Second Qtr: 31.80s Third Qtr: 29.30s Fourth Qtr: 28.60s

DATA TABLE: 800 / 400 Posi's are position from leader and (how wide the horse was at that position)

No	Horse	Plc	Mar	800 Posi	400 Posi	Time	3rd Qtr	4th Qt
6	FRANKYTHEFRENCHMAN	1	0.0m	0.0m (0)	0.0m (0)	1:59.00	29.30s	28.60s
3	PRINCESS DU FER	2	1.4m	9.4m (0)	4.0m (0)	1:59.11	28.91s	28.42s
4	EWING	3	12.3m	13.6m (0)	9.6m (0)	1:59.92	29.01s	28.79s
5	WYNBERG WATCH	4	17.0m	13.0m (1)	4.6m (2)	2:00.28	28.71s	29.48s
2	ITS ALL RIGHT NOW	5	23.9m	19.4m (0)	11.0m (1)	2:00.79	28.71s	29.52s
8	MAJESTIC FUNDS	6	25.3m	9.2m (1)	3.6m (1)	2:00.90	28.92s	30.14s
7	RIOTERRA	7	45.4m	5.4m (0)	15.0m (0)	2:02.41	30.02s	30.76s
9	ACACIA STRIDE	8	112.5m	60.0m (0)	85.0m (0)	2:07.45	31.12s	30.56s

## Finish Position and metres gained

First Arrow shows distance gain/loss from 2nd Qtr to 3rd Qtr, Second Arrow shows distance gain/loss from 3rd Qtr to Finish  
Blue arrow indicates best gain in these quarters.



Visual positions in race at 2nd Quarter

Visual positions in race at 3rd Quarter

# Menangle Race 2 Distance 1609m

Tuesday, 30 June 2026

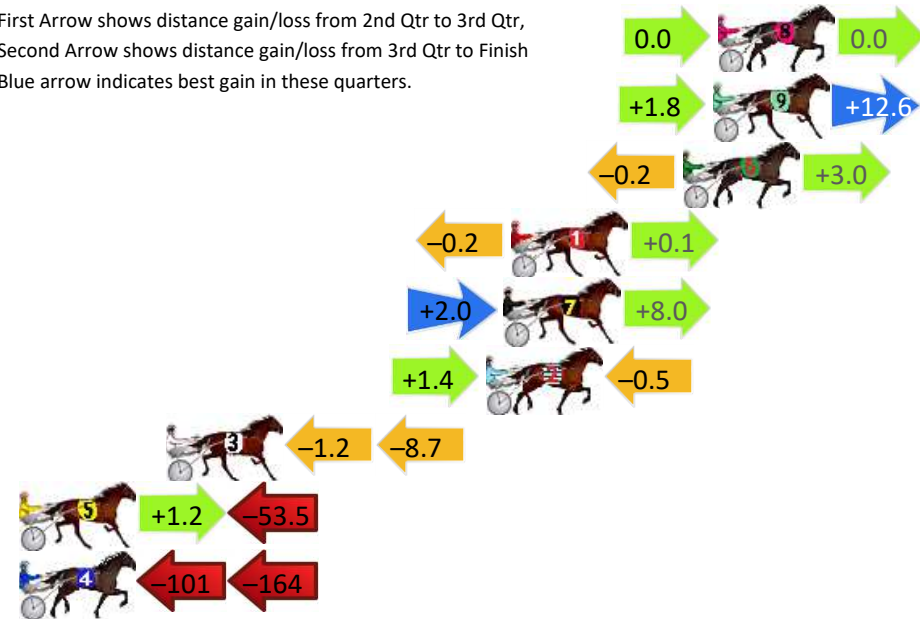
Gross Time: 1:57.10 MileRate: 1:57.10 LeadTime: 0.00s First Qtr: 29.30s Second Qtr: 30.50s Third Qtr: 28.80s Fourth Qtr: 28.50s

DATA TABLE: 800 / 400 Posi's are position from leader and (how wide the horse was at that position)

No	Horse	Plc	Mar	800 Posi	400 Posi	Time	3rd Qtr	4th Qt
8	SUNNY GEE	1	0.0m	0.0m (0)	0.0m (0)	1:57.10	28.80s	28.50s
9	CORMORAN STRIKE	2	0.2m	14.6m (1)	12.8m (2)	1:57.11	28.67s	27.61s
6	ITZFERGIETIME	3	1.4m	4.2m (0)	4.4m (0)	1:57.20	28.81s	28.29s
1	BERTINELLI	4	8.3m	8.2m (0)	8.4m (0)	1:57.72	28.81s	28.49s
7	CHIEF RUNNINGCLOUD	5	8.6m	18.6m (1)	16.6m (3)	1:57.74	28.65s	27.93s
2	AFFAIRE DE COVER	6	9.3m	10.2m (1)	8.8m (2)	1:57.80	28.70s	28.54s
3	LAST CLANSMAN	7	22.1m	12.2m (0)	13.4m (0)	1:58.75	28.89s	29.12s
5	WATTS UP THE HILL	8	58.3m	6.0m (1)	4.8m (1)	2:01.46	28.73s	32.29s
4	SHOULD BEABARCA	9	283.8m	19.8m (0)	120.0m (0)	2:18.34	36.00s	40.11s


## Finish Position and metres gained

First Arrow shows distance gain/loss from 2nd Qtr to 3rd Qtr, Second Arrow shows distance gain/loss from 3rd Qtr to Finish  
Blue arrow indicates best gain in these quarters.



8  
0  
0

Visual positions in race at 2nd Quarter



4  
0  
0

Visual positions in race at 3rd Quarter



# Menangle Race 3 Distance 1609m

Tuesday, 30 June 2026

Gross Time: 1:56.70 MileRate: 1:56.70 LeadTime: 0.00s First Qtr: 28.40s Second Qtr: 30.00s Third Qtr: 30.20s Fourth Qtr: 28.10s

DATA TABLE: 800 / 400 Posi's are position from leader and (how wide the horse was at that position)

No	Horse	Plc	Mar	800 Posi	400 Posi	Time	3rd Qtr	4th Qt
10	HYPKEEPMEPOSTED	1	0.0m	16.6m (1)	8.4m (1)	1:56.70	29.58s	27.51s
7	HESAA LISTER	2	0.5m	4.0m (0)	4.6m (0)	1:56.74	30.23s	27.81s
9	PARALLEL	3	2.9m	20.8m (1)	13.2m (2)	1:56.91	29.62s	27.38s
3	TOMMYS LUCK	4	4.1m	7.6m (1)	0.0m (1)	1:57.00	29.66s	28.39s
4	HE IS GOLD CLASS	5	4.4m	13.2m (0)	12.4m (1)	1:57.02	30.12s	27.54s
2	SYENITE	6	5.7m	0.0m (0)	0.6m (0)	1:57.12	30.26s	28.46s
6	SEE ME NO MORE	6	5.7m	21.6m (0)	17.4m (2)	1:57.12	29.87s	27.28s
1	CONSIDER IT DONE	8	7.8m	8.6m (0)	8.6m (0)	1:57.28	30.20s	28.04s
5	CLASSICMAJOR	9	12.7m	17.4m (0)	17.0m (1)	1:57.64	30.16s	27.80s
8	ROCKETON	10	12.8m	12.4m (1)	4.4m (1)	1:57.65	29.64s	28.69s


## Finish Position and metres gained

First Arrow shows distance gain/loss from 2nd Qtr to 3rd Qtr, Second Arrow shows distance gain/loss from 3rd Qtr to Finish  
Blue arrow indicates best gain in these quarters.



800

Visual positions in race at 2nd Quarter



400

Visual positions in race at 3rd Quarter



# Menangle Race 4 Distance 1609m

Tuesday, 30 June 2026

Gross Time: 1:53.80 MileRate: 1:53.80 LeadTime: 0.00s First Qtr: 28.80s Second Qtr: 29.20s Third Qtr: 27.80s Fourth Qtr: 28.10s

DATA TABLE: 800 / 400 Posi's are position from leader and (how wide the horse was at that position)

No	Horse	Plc	Mar	800 Posi	400 Posi	Time	3rd Qtr	4th Qt
10	LILS NIGHTMARE	1	0.0m	6.0m (1)	0.0m (1)	1:53.80	27.38s	28.10s
3	LEXUS LOU	2	1.5m	14.6m (1)	10.8m (2)	1:53.91	27.54s	27.45s
6	EXPLOSIVE BRONSKI	3	3.3m	18.6m (1)	14.8m (2)	1:54.04	27.54s	27.30s
8	THE EX HORSEIST	4	7.2m	22.6m (1)	18.8m (2)	1:54.33	27.54s	27.29s
2	ADDOCAR	5	7.4m	8.8m (0)	11.0m (0)	1:54.35	27.95s	27.85s
1	KRUSTY KRUNCH	6	7.4m	4.6m (0)	7.0m (0)	1:54.35	27.97s	28.13s
7	WILLS WAY	7	15.0m	0.0m (0)	3.0m (0)	1:54.91	28.00s	28.94s
9	RIO DE JANEIRO BLUE	8	15.4m	10.4m (1)	6.8m (1)	1:54.94	27.55s	28.70s
5	NITRO DANNY	9	18.4m	13.0m (0)	15.2m (0)	1:55.16	27.95s	28.32s

## Finish Position and metres gained

First Arrow shows distance gain/loss from 2nd Qtr to 3rd Qtr, Second Arrow shows distance gain/loss from 3rd Qtr to Finish  
Blue arrow indicates best gain in these quarters.



Visual positions in race at 2nd Quarter



Visual positions in race at 3rd Quarter



# Menangle Race 5 Distance 1609m

Tuesday, 30 June 2026


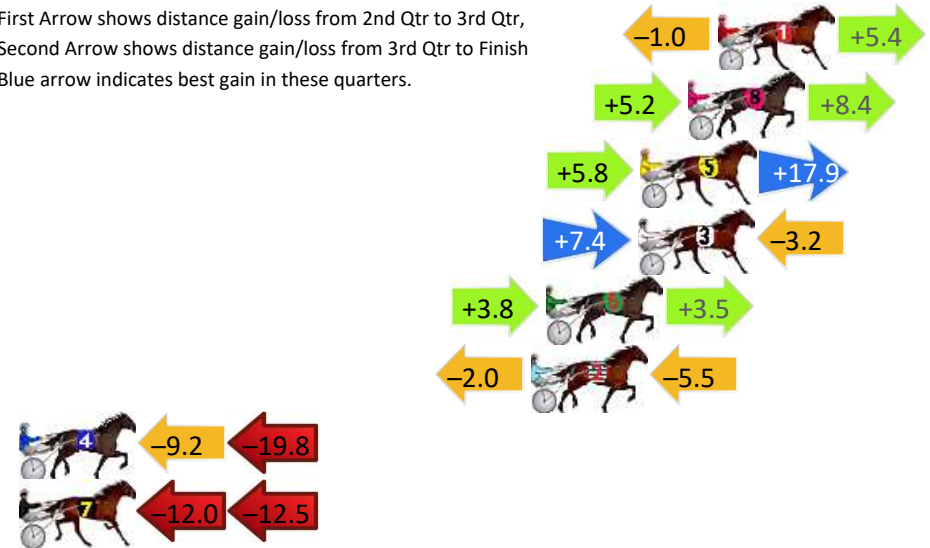
Gross Time: 1:52.90 MileRate: 1:52.90 LeadTime: 0.00s First Qtr: 28.50s Second Qtr: 28.20s Third Qtr: 27.60s Fourth Qtr: 28.60s

DATA TABLE: 800 / 400 Posi's are position from leader and (how wide the horse was at that position)


No	Horse	Plc	Mar	800 Posi	400 Posi	Time	3rd Qtr	4th Qt
1	CHARLIES ACE	1	0.0m	4.4m (0)	5.4m (1)	1:52.90	27.68s	28.22s
8	RAGING WHITEBAIT	2	1.2m	14.8m (0)	9.6m (0)	1:52.99	27.25s	28.00s
5	CASH AND BLING	3	3.1m	26.8m (1)	21.0m (0)	1:53.13	27.22s	27.33s
3	MICK DANGER	4	3.2m	7.4m (1)	0.0m (1)	1:53.14	27.08s	28.83s
6	IM ROCKIN IT	5	6.9m	14.2m (1)	10.4m (1)	1:53.42	27.34s	28.35s
2	KAIRAKI DELIGHT	6	7.5m	0.0m (0)	2.0m (0)	1:53.46	27.73s	28.99s
4	CAPTAIN BART	7	55.8m	26.8m (2)	36.0m (0)	1:57.09	28.22s	30.01s
7	BALTUSROL	8	56.7m	32.2m (0)	44.2m (0)	1:57.16	28.42s	29.49s

## Finish Position and metres gained

First Arrow shows distance gain/loss from 2nd Qtr to 3rd Qtr, Second Arrow shows distance gain/loss from 3rd Qtr to Finish. Blue arrow indicates best gain in these quarters.



Visual positions in race at 2nd Quarter



Visual positions in race at 3rd Quarter

# Menangle Race 6 Distance 1609m

Tuesday, 30 June 2026




Gross Time: 1:53.90 MileRate: 1:53.90 LeadTime: 0.00s First Qtr: 28.20s Second Qtr: 30.20s Third Qtr: 28.60s Fourth Qtr: 26.90s

DATA TABLE: 800 / 400 Posi's are position from leader and (how wide the horse was at that position)

No	Horse	Plc	Mar	800 Posi	400 Posi	Time	3rd Qtr	4th Qt
6	BLAZING HIGH	1	0.0m	4.2m (0)	4.2m (0)	1:53.90	28.59s	26.62s
9	OSHLEY	2	0.2m	0.0m (0)	0.0m (0)	1:53.91	28.60s	26.91s
8	YA RACIN ARLO	3	15.1m	27.0m (1)	17.6m (2)	1:54.97	27.95s	26.73s
4	VALIENTE HANOVER	4	17.1m	17.8m (1)	9.6m (2)	1:55.11	28.05s	27.40s
7	MERRYWOOD TONY	5	19.9m	22.2m (1)	13.6m (2)	1:55.31	28.02s	27.32s
5	SURF ACE	6	28.0m	16.6m (0)	13.0m (0)	1:55.88	28.38s	27.90s
3	GIMME A REASON	7	30.0m	20.6m (0)	17.0m (0)	1:56.03	28.38s	27.77s
1	NOTHINGBUTWAVES	8	39.3m	8.4m (0)	5.6m (1)	1:56.69	28.48s	29.15s
2	SMOKESCREEN	9	86.5m	12.6m (0)	8.8m (0)	2:00.03	28.50s	32.10s

## Finish Position and metres gained

First Arrow shows distance gain/loss from 2nd Qtr to 3rd Qtr, Second Arrow shows distance gain/loss from 3rd Qtr to Finish Blue arrow indicates best gain in these quarters.



# Menangle Race 7 Distance 1609m

Tuesday, 30 June 2026

Gross Time: 1:51.80 MileRate: 1:51.80 LeadTime: 0.00s First Qtr: 26.60s Second Qtr: 28.80s Third Qtr: 28.10s Fourth Qtr: 28.30s

DATA TABLE: 800 / 400 Posi's are position from leader and (how wide the horse was at that position)

No	Horse	Plc	Mar	800 Posi	400 Posi	Time	3rd Qtr	4th Qt
4	HAS THE COURAGE	1	0.0m	10.6m (1)	8.6m (1)	1:51.80	27.96s	27.69s
5	SPIRIT OF ARION	2	10.0m	21.8m (1)	17.8m (2)	1:52.54	27.82s	27.75s
1	TOMAHAWK BART	3	11.4m	2.2m (1)	0.0m (0)	1:52.65	27.94s	29.10s
2	WE ALWAYS HAVE FAITH	4	15.0m	6.6m (1)	2.8m (1)	1:52.92	27.83s	29.16s
8	ADMIRABLE	5	17.6m	17.0m (0)	14.0m (1)	1:53.11	27.89s	28.55s
3	WESTERN STYLE	6	18.3m	16.8m (1)	13.6m (2)	1:53.16	27.87s	28.63s
7	VIOLET HANOVER	7	26.3m	29.2m (1)	22.0m (2)	1:53.76	27.59s	28.60s
6	CLEAR LEFT	8	27.5m	24.4m (0)	21.0m (1)	1:53.84	27.86s	28.76s
9	COMPETE	9	64.3m	0.0m (0)	15.8m (0)	1:56.58	29.20s	31.71s

## Finish Position and metres gained

