

# Wagga Riverina Race 1 Distance 2270m

Tuesday, 30 June 2026


Gross Time: 2:46.80 MileRate: 1:58.20 LeadTime: 48.60s First Qtr: 30.40s Second Qtr: 31.10s Third Qtr: 29.00s Fourth Qtr: 27.70s

DATA TABLE: 800 / 400 Posi's are position from leader and (how wide the horse was at that position)

No	Horse	Plc	Mar	800 Posi	400 Posi	Time	3rd Qtr	4th Qt
1	KEAYANG DREAMGIRL	1	0.0m	0.0m (0)	0.0m (0)	2:46.80	29.00s	27.70s
2	WAMBOYNE MACHETE	2	2.6m	4.2m (0)	4.6m (0)	2:46.99	29.02s	27.57s
3	ROLLONART	3	2.9m	7.1m (1)	5.4m (1)	2:47.01	28.87s	27.53s
8	NO ALIBI	4	3.1m	19.5m (1)	8.5m (2)	2:47.03	28.19s	27.33s
6	LIT THE WICK	5	3.6m	2.6m (1)	0.9m (1)	2:47.06	28.87s	27.90s
9	CARBINEER	6	4.1m	8.5m (0)	9.4m (0)	2:47.10	29.05s	27.34s
5	SPECTA	7	9.7m	15.7m (1)	15.3m (2)	2:47.51	28.95s	27.33s
4	ONTHADARKSIDE	8	16.0m	23.7m (1)	19.0m (3)	2:47.97	28.63s	27.53s
7	SMOKIN POCKET	9	16.1m	13.6m (0)	16.8m (0)	2:47.97	29.20s	27.69s
10	JEKAMIAS	10	16.7m	11.5m (1)	14.2m (1)	2:48.02	29.17s	27.92s

## Finish Position and metres gained

First Arrow shows distance gain/loss from 2nd Qtr to 3rd Qtr, Second Arrow shows distance gain/loss from 3rd Qtr to Finish  
Blue arrow indicates best gain in these quarters.



800

Visual positions in race at 2nd Quarter



400

Visual positions in race at 3rd Quarter

# Wagga Riverina Race 2 Distance 1740m

Tuesday, 30 June 2026


Gross Time: 2:03.70 MileRate: 1:54.40 LeadTime: 8.40s First Qtr: 29.60s Second Qtr: 28.10s Third Qtr: 29.50s Fourth Qtr: 28.10s

DATA TABLE: 800 / 400 Posi's are position from leader and (how wide the horse was at that position)

No	Horse	Plc	Mar	800 Posi	400 Posi	Time	3rd Qtr	4th Qt
4	MILLWOOD GRACE	1	0.0m	0.0m (0)	0.0m (0)	2:03.70	29.50s	28.10s
6	TITIWHA	2	3.9m	6.4m (1)	9.2m (2)	2:03.99	29.71s	27.73s
3	SWEDISH MEATBALLS	3	12.2m	4.0m (0)	4.8m (0)	2:04.60	29.56s	28.66s
10	KIRPHILBRI	4	14.0m	13.2m (0)	14.5m (0)	2:04.73	29.62s	28.09s
5	EYES OFF TIGER	5	14.9m	15.3m (1)	17.9m (1)	2:04.80	29.71s	27.92s
1	SNEAK A PEEK	6	15.5m	8.9m (0)	9.8m (0)	2:04.84	29.58s	28.54s
7	BOLANALONG	7	18.7m	19.5m (0)	19.0m (0)	2:05.08	29.50s	28.12s
2	TUFFASNAILS	8	23.4m	11.0m (1)	14.0m (2)	2:05.43	29.73s	28.83s
8	OUR ULTIMATE JANE	9	28.1m	21.6m (1)	22.1m (1)	2:05.78	29.57s	28.60s
9	KINGS FURY	10	40.6m	1.6m (1)	7.8m (1)	2:06.70	29.95s	30.54s


## Finish Position and metres gained

First Arrow shows distance gain/loss from 2nd Qtr to 3rd Qtr, Second Arrow shows distance gain/loss from 3rd Qtr to Finish  
Blue arrow indicates best gain in these quarters.



800

Visual positions in race at 2nd Quarter



400

Visual positions in race at 3rd Quarter



# Wagga Riverina Race 3 Distance 1740m

Tuesday, 30 June 2026

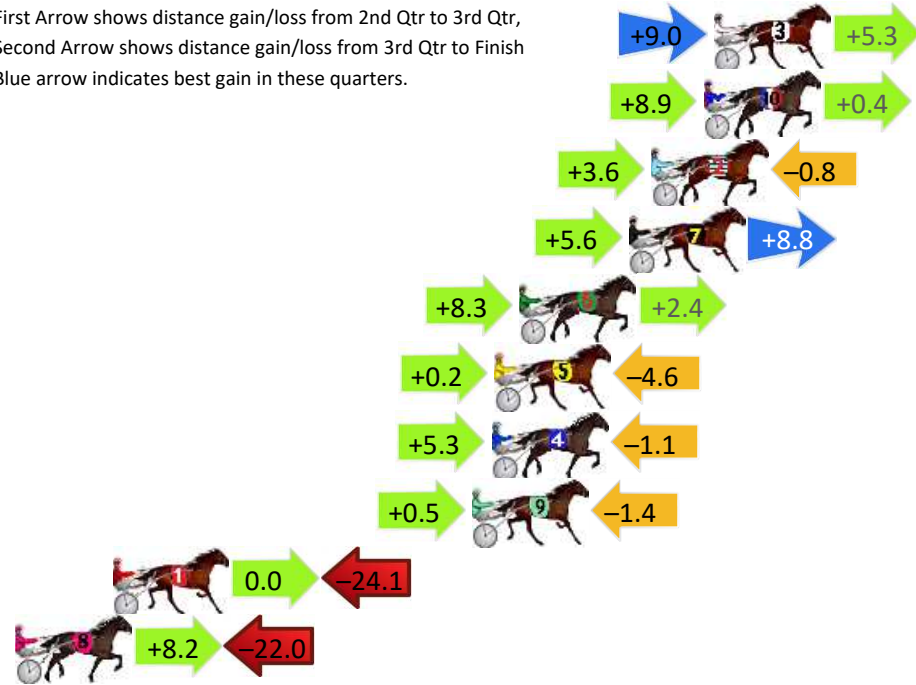
Gross Time: 2:05.70 MileRate: 1:56.30 LeadTime: 8.60s First Qtr: 29.00s Second Qtr: 29.90s Third Qtr: 29.40s Fourth Qtr: 28.80s

DATA TABLE: 800 / 400 Posi's are position from leader and (how wide the horse was at that position)

No	Horse	Plc	Mar	800 Posi	400 Posi	Time	3rd Qtr	4th Qt
3	BIDGEE BABE	1	0.0m	14.3m (1)	5.3m (2)	2:05.70	28.73s	28.42s
10	BARWEN STORM	2	0.4m	9.7m (1)	0.8m (2)	2:05.73	28.75s	28.77s
2	SOPHIES SCOOTER	3	2.5m	5.3m (1)	1.7m (1)	2:05.89	29.13s	28.87s
7	DIDNT I	4	3.4m	17.8m (0)	12.2m (1)	2:05.96	28.98s	28.18s
6	SYNCOPATED SHUFFLE	5	7.8m	18.5m (1)	10.2m (2)	2:06.29	28.79s	28.65s
5	NIFTY AMBITION	6	8.8m	4.4m (0)	4.2m (0)	2:06.37	29.38s	29.17s
4	GLAMORS SYMBOL	7	8.9m	13.1m (0)	7.8m (1)	2:06.37	29.00s	28.91s
9	STIPULATING	8	9.7m	8.8m (0)	8.3m (0)	2:06.43	29.36s	28.93s
1	GIRL JUST FLY	9	24.1m	0.0m (0)	0.0m (0)	2:07.52	29.40s	30.62s
8	GLENBURNS WATERS	10	36.4m	22.6m (1)	14.4m (2)	2:08.45	28.79s	30.51s

## Finish Position and metres gained

First Arrow shows distance gain/loss from 2nd Qtr to 3rd Qtr, Second Arrow shows distance gain/loss from 3rd Qtr to Finish  
Blue arrow indicates best gain in these quarters.



800

Visual positions in race at 2nd Quarter



400

Visual positions in race at 3rd Quarter



# Wagga Riverina Race 4 Distance 1740m

Tuesday, 30 June 2026


Gross Time: 2:06.80 MileRate: 1:57.30 LeadTime: 9.10s First Qtr: 30.60s Second Qtr: 30.20s Third Qtr: 29.10s Fourth Qtr: 27.80s

DATA TABLE: 800 / 400 Posi's are position from leader and (how wide the horse was at that position)

No	Horse	Plc	Mar	800 Posi	400 Posi	Time	3rd Qtr	4th Qt
3	ALWAYSATTHEBEACH	1	0.0m	7.9m (1)	5.4m (1)	2:06.80	28.91s	27.42s
6	UNCLE CRAIGO	2	1.2m	3.7m (1)	1.1m (1)	2:06.89	28.91s	27.81s
10	JILLIBY SAFFRON	3	3.1m	16.2m (1)	13.6m (2)	2:07.03	28.89s	27.07s
1	TUFFASOLDBOOTS	4	3.7m	0.0m (0)	0.0m (0)	2:07.07	29.10s	28.07s
8	AVA LEANNE	5	5.9m	16.9m (0)	15.0m (0)	2:07.23	28.94s	27.17s
9	ALIGHIERI	6	6.3m	4.4m (0)	4.5m (0)	2:07.26	29.10s	27.94s
4	ONE STUNIN MELODY	7	8.3m	8.6m (0)	8.8m (0)	2:07.41	29.10s	27.79s
2	ARMA THE GREAT	8	9.0m	12.3m (1)	9.6m (1)	2:07.46	28.89s	27.78s
7	FLY OVER STATES	9	12.4m	20.6m (1)	17.5m (1)	2:07.71	28.85s	27.47s
5	ORAMA	10	12.6m	13.0m (0)	13.3m (1)	2:07.72	29.10s	27.78s

## Finish Position and metres gained

First Arrow shows distance gain/loss from 2nd Qtr to 3rd Qtr, Second Arrow shows distance gain/loss from 3rd Qtr to Finish  
Blue arrow indicates best gain in these quarters.



800

Visual positions in race at 2nd Quarter



400

Visual positions in race at 3rd Quarter



# Wagga Riverina Race 5 Distance 2270m

Tuesday, 30 June 2026

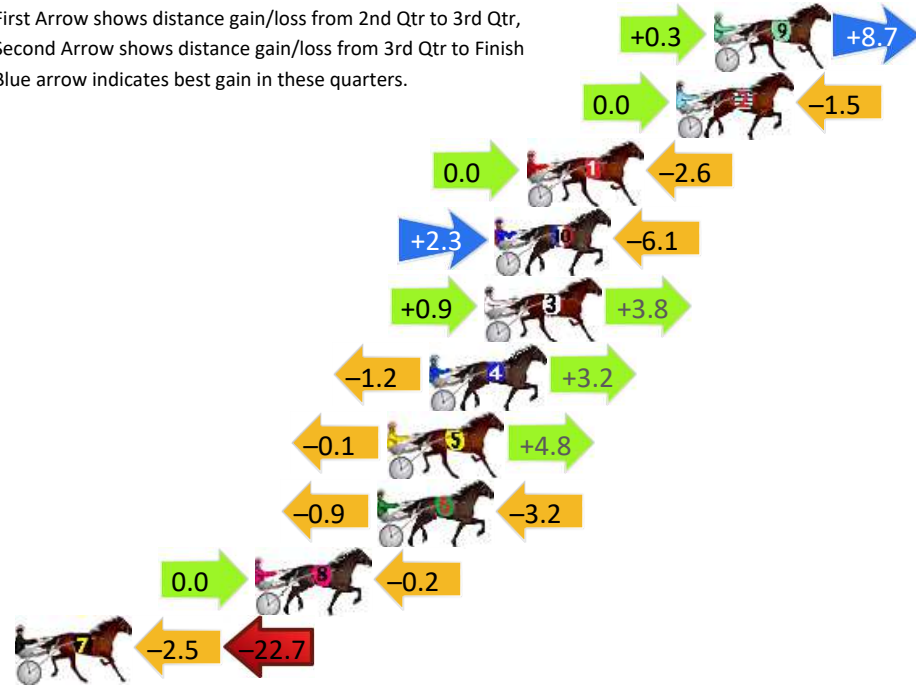
Gross Time: 2:50.10 MileRate: 2:00.60 LeadTime: 49.80s First Qtr: 31.30s Second Qtr: 29.60s Third Qtr: 30.70s Fourth Qtr: 28.70s

DATA TABLE: 800 / 400 Posi's are position from leader and (how wide the horse was at that position)

No	Horse	Plc	Mar	800 Posi	400 Posi	Time	3rd Qtr	4th Qt
9	THE KID BILLY	1	0.0m	9.0m (0)	8.7m (0)	2:50.10	30.68s	28.06s
2	MARINNA MONSOON	2	1.5m	0.0m (0)	0.0m (0)	2:50.21	30.70s	28.81s
1	WRONG ANSWER	3	7.5m	4.9m (0)	4.9m (0)	2:50.67	30.70s	28.91s
10	UNDENIABLY NEEDY	4	8.8m	5.0m (1)	2.7m (1)	2:50.76	30.53s	29.16s
3	BETTORBYTHESEA	5	9.2m	13.9m (0)	13.0m (0)	2:50.79	30.64s	28.43s
4	MINOR PREMIER	6	11.4m	13.4m (1)	14.6m (2)	2:50.96	30.79s	28.48s
5	WORTH EVERY CENT	7	13.1m	17.8m (1)	17.9m (1)	2:51.09	30.71s	28.37s
6	FOR A DREAM	8	13.5m	9.4m (1)	10.3m (1)	2:51.12	30.77s	28.96s
8	ARMA BITABLING	9	18.4m	18.2m (0)	18.2m (0)	2:51.49	30.70s	28.75s
7	DONTTOUCHTHETIN	10	47.9m	22.7m (1)	25.2m (1)	2:53.71	30.89s	30.45s

## Finish Position and metres gained

First Arrow shows distance gain/loss from 2nd Qtr to 3rd Qtr, Second Arrow shows distance gain/loss from 3rd Qtr to Finish Blue arrow indicates best gain in these quarters.



800

Visual positions in race at 2nd Quarter



400

Visual positions in race at 3rd Quarter

# Wagga Riverina Race 6 Distance 1740m




Tuesday, 30 June 2026

Gross Time: 2:06.10 MileRate: 1:56.60 LeadTime: 8.90s First Qtr: 29.40s Second Qtr: 29.50s Third Qtr: 30.00s Fourth Qtr: 28.30s

DATA TABLE: 800 / 400 Posi's are position from leader and (how wide the horse was at that position)

No	Horse	Plc	Mar	800 Posi	400 Posi	Time	3rd Qtr	4th Qt
3	FRITH IN FLIGHT	1	0.0m	4.4m (0)	4.1m (0)	2:06.10	29.98s	28.00s
6	DARKOUTSIDER	2	8.9m	1.8m (1)	0.8m (1)	2:06.76	29.93s	28.90s
1	AUSSIE SECRET	3	11.5m	9.6m (0)	9.1m (0)	2:06.96	29.96s	28.50s
8	EZZRA	4	11.5m	6.4m (1)	5.3m (1)	2:06.96	29.91s	28.78s
2	MAC TILLY	5	11.6m	0.0m (0)	0.0m (0)	2:06.96	30.00s	29.16s
7	BARTLEBEE	6	11.8m	11.3m (1)	9.1m (1)	2:06.98	29.83s	28.52s
4	SHES PRETTY LOU	7	12.6m	15.1m (1)	13.0m (1)	2:07.04	29.83s	28.30s
9	RAIJIN	8	37.9m	14.2m (0)	13.8m (0)	2:08.92	29.96s	30.12s
5	MY MATE BUDDY	9	49.0m	24.0m (0)	32.0m (0)	2:09.74	30.56s	29.62s

## Finish Position and metres gained



# Wagga Riverina Race 7 Distance 1740m

Tuesday, 30 June 2026


Gross Time: 2:06.60 MileRate: 1:57.10 LeadTime: 8.70s First Qtr: 28.70s Second Qtr: 30.90s Third Qtr: 29.90s Fourth Qtr: 28.40s

DATA TABLE: 800 / 400 Posi's are position from leader and (how wide the horse was at that position)

No	Horse	Plc	Mar	800 Posi	400 Posi	Time	3rd Qtr	4th Qt
5	MISS ARDLETHAN	1	0.0m	5.9m (0)	6.1m (0)	2:06.60	29.90s	27.96s
6	MACHX THE STRANGER	2	0.5m	0.0m (0)	0.0m (0)	2:06.64	29.90s	28.44s
4	YANKEE BABE	3	1.7m	13.0m (1)	10.8m (1)	2:06.73	29.71s	27.75s
7	TWO BLUES BLING	4	5.1m	13.9m (2)	5.5m (2)	2:06.98	29.26s	28.38s
10	ALITTLEBITOFSUGA	5	5.7m	22.3m (0)	15.5m (1)	2:07.03	29.36s	27.71s
9	OUR ULTIMATE BONNY	6	6.5m	4.2m (1)	1.7m (1)	2:07.08	29.71s	28.76s
3	FRESKOS ART	7	8.9m	10.8m (0)	10.8m (0)	2:07.26	29.88s	28.28s
8	SHES GOT A REASON	8	8.9m	8.5m (1)	5.8m (1)	2:07.26	29.69s	28.64s
2	STAR CONNECTION	9	16.7m	18.1m (1)	12.4m (2)	2:07.85	29.45s	28.75s
1	MODERN SHEEN	10	48.3m	15.1m (0)	16.8m (0)	2:10.20	30.00s	30.78s

## Finish Position and metres gained

First Arrow shows distance gain/loss from 2nd Qtr to 3rd Qtr, Second Arrow shows distance gain/loss from 3rd Qtr to Finish  
Blue arrow indicates best gain in these quarters.



800

Visual positions in race at 2nd Quarter



400

Visual positions in race at 3rd Quarter



# Wagga Riverina Race 8 Distance 1740m

Tuesday, 30 June 2026



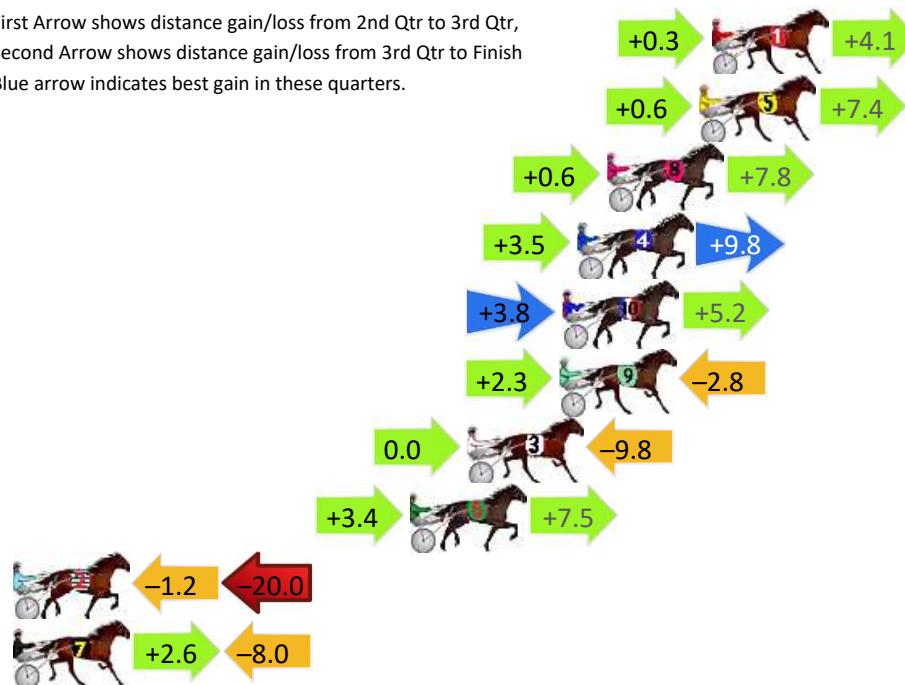
Gross Time: 2:06.40 MileRate: 1:56.90 LeadTime: 8.80s First Qtr: 27.80s Second Qtr: 30.60s Third Qtr: 29.50s Fourth Qtr: 29.70s

DATA TABLE: 800 / 400 Posi's are position from leader and (how wide the horse was at that position)

No	Horse	Plc	Mar	800 Posi	400 Posi	Time	3rd Qtr	4th Qt
1	JUNGLE SHARK	1	0.0m	4.4m (0)	4.1m (0)	2:06.40	29.48s	29.40s
5	SPREAD THE FEAR	2	0.5m	8.5m (0)	7.9m (0)	2:06.44	29.46s	29.16s
8	GLAMOUR FOX	3	4.2m	12.6m (0)	12.0m (0)	2:06.73	29.46s	29.15s
4	SHEZ BETTORS BABE	4	5.4m	18.7m (1)	15.2m (2)	2:06.82	29.25s	29.00s
10	EMIKO	5	6.0m	15.0m (1)	11.2m (2)	2:06.87	29.22s	29.35s
9	MELATI BOY	6	6.1m	5.6m (1)	3.3m (1)	2:06.87	29.33s	29.93s
3	FLEUR BELLA	7	9.8m	0.0m (0)	0.0m (0)	2:07.16	29.50s	30.46s
6	PADDY MACH	8	12.1m	23.0m (1)	19.6m (2)	2:07.34	29.25s	29.20s
2	DEAD EYE TIKI	9	31.4m	10.2m (1)	11.4m (1)	2:08.84	29.59s	31.30s
7	MASTER OF ILLUSION	10	31.9m	26.5m (0)	23.9m (1)	2:08.88	29.32s	30.42s

## Finish Position and metres gained

First Arrow shows distance gain/loss from 2nd Qtr to 3rd Qtr, Second Arrow shows distance gain/loss from 3rd Qtr to Finish  
Blue arrow indicates best gain in these quarters.



# Wagga Riverina Race 9 Distance 1740m

Tuesday, 30 June 2026


Gross Time: 2:06.90 MileRate: 1:57.40 LeadTime: 8.80s First Qtr: 29.00s Second Qtr: 29.50s Third Qtr: 29.80s Fourth Qtr: 29.80s

DATA TABLE: 800 / 400 Posi's are position from leader and (how wide the horse was at that position)

No	Horse	Plc	Mar	800 Posi	400 Posi	Time	3rd Qtr	4th Qt
2	BARKWAY THOMAS	1	0.0m	0.0m (0)	0.0m (0)	2:06.90	29.80s	29.80s
4	ANGELIC ATTITUDE	2	0.8m	8.6m (1)	6.8m (1)	2:06.96	29.67s	29.36s
1	ROLL THE ACES	3	5.5m	5.2m (0)	4.6m (0)	2:07.33	29.76s	29.89s
10	NOTTADDOUBT	4	7.1m	12.7m (1)	11.3m (2)	2:07.45	29.71s	29.51s
6	ELLAVA PACER	5	7.2m	4.2m (1)	2.2m (1)	2:07.46	29.65s	30.20s
7	INGERMARLA	6	9.4m	19.9m (0)	18.4m (0)	2:07.63	29.70s	29.17s
9	JAKRYAN	7	12.4m	10.4m (0)	9.2m (0)	2:07.87	29.72s	30.09s
3	CRACKER MISS	8	21.5m	15.3m (0)	14.0m (1)	2:08.58	29.72s	30.44s
5	GRINFARON	9	25.4m	17.0m (1)	18.9m (1)	2:08.88	29.95s	30.38s
8	COMPLICATED	10	32.6m	21.9m (1)	24.3m (1)	2:09.45	29.99s	30.55s

## Finish Position and metres gained

First Arrow shows distance gain/loss from 2nd Qtr to 3rd Qtr, Second Arrow shows distance gain/loss from 3rd Qtr to Finish  
Blue arrow indicates best gain in these quarters.



800

Visual positions in race at 2nd Quarter



400

Visual positions in race at 3rd Quarter

