

Bathurst Race 1 Distance 1730m

Wednesday, 1 July 2026



Gross Time: 2:03.60 MileRate: 1:55.00 LeadTime: 8.60s First Qtr: 27.20s Second Qtr: 30.40s Third Qtr: 29.10s Fourth Qtr: 28.30s

DATA TABLE: 800 / 400 Posi's are position from leader and (how wide the horse was at that position)

No	Horse	Plc	Mar	800 Posi	400 Posi	Time	3rd Qtr	4th Qt
9	RONZEL SONNY	1	0.0m	20.3m (1)	12.6m (2)	2:03.60	28.53s	27.40s
4	RIVIERE	2	1.7m	0.0m (0)	0.0m (0)	2:03.73	29.10s	28.43s
8	MAJOR JEWEL	3	8.6m	2.6m (1)	2.5m (1)	2:04.24	29.09s	28.76s
7	SATELLITE EXPRESS	4	11.9m	13.3m (0)	14.0m (0)	2:04.48	29.14s	28.18s
10	DUFFY HOLLOW	5	12.2m	16.2m (1)	15.1m (1)	2:04.51	29.01s	28.13s
5	DUN SPRUIKIN	6	14.9m	7.1m (1)	7.0m (1)	2:04.71	29.09s	28.91s
6	LUCKY PUNT	7	17.2m	25.3m (1)	19.4m (1)	2:04.88	28.65s	28.20s
3	LAYLA SHANNON	8	17.5m	12.0m (1)	11.2m (1)	2:04.90	29.03s	28.80s
2	AUNTY JUNE	9	18.2m	4.4m (0)	4.5m (0)	2:04.95	29.10s	29.33s
1	SERGEANT PEE JAY	10	67.6m	8.9m (0)	9.5m (0)	2:08.63	29.14s	32.65s

Finish Position and metres gained

First Arrow shows distance gain/loss from 2nd Qtr to 3rd Qtr, Second Arrow shows distance gain/loss from 3rd Qtr to Finish
Blue arrow indicates best gain in these quarters.



Bathurst Race 2 Distance 1730m

Wednesday, 1 July 2026




Gross Time: 2:03.90 MileRate: 1:55.30 LeadTime: 8.40s First Qtr: 27.00s Second Qtr: 29.30s Third Qtr: 29.90s Fourth Qtr: 29.30s

DATA TABLE: 800 / 400 Posi's are position from leader and (how wide the horse was at that position)

No	Horse	Plc	Mar	800 Posi	400 Posi	Time	3rd Qtr	4th Qt
9	STUDLEIGH FURY	1	0.0m	13.7m (0)	11.2m (1)	2:03.90	29.72s	28.48s
10	SMOOTH BUCKAROO	2	0.0m	22.4m (1)	10.3m (2)	2:03.90	29.03s	28.54s
7	HESOURCELEBRITY	3	1.1m	13.3m (1)	6.8m (1)	2:03.98	29.43s	28.88s
5	WOKKA ROCK	4	9.1m	0.0m (0)	0.0m (0)	2:04.60	29.90s	30.00s
6	WIT WICKEE	5	12.6m	9.2m (1)	1.1m (1)	2:04.87	29.31s	30.19s
1	ROCKNROLL BLING	6	19.6m	9.3m (0)	10.1m (0)	2:05.41	29.96s	30.07s
4	ROCKNROLLEM	7	22.8m	17.7m (1)	17.7m (1)	2:05.65	29.91s	29.75s
3	AUGUST STAR	8	27.1m	4.4m (0)	6.0m (0)	2:05.98	30.02s	30.94s
2	HASHTAG HECTOR	9	51.8m	43.9m (0)	47.3m (0)	2:07.88	30.18s	29.80s
8	LOIERO	10	231.6m	5.4m (1)	154.4m (1)	2:21.70	40.87s	35.74s

Finish Position and metres gained

First Arrow shows distance gain/loss from 2nd Qtr to 3rd Qtr, Second Arrow shows distance gain/loss from 3rd Qtr to Finish. Blue arrow indicates best gain in these quarters.



Bathurst Race 3 Distance 2260m

Wednesday, 1 July 2026



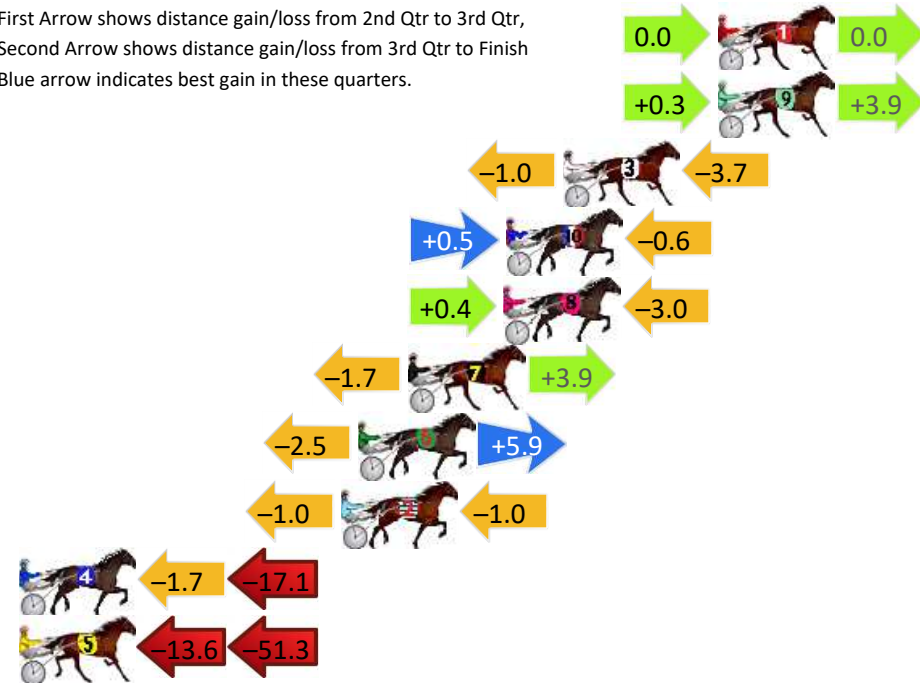
Gross Time: 2:47.10 MileRate: 1:59.00 LeadTime: 48.80s First Qtr: 30.80s Second Qtr: 30.30s Third Qtr: 28.90s Fourth Qtr: 28.30s

DATA TABLE: 800 / 400 Posi's are position from leader and (how wide the horse was at that position)

No	Horse	Plc	Mar	800 Posi	400 Posi	Time	3rd Qtr	4th Qt
1	RUNKLE	1	0.0m	0.0m (0)	0.0m (0)	2:47.10	28.90s	28.30s
9	MARYVILLE ALFIE	2	0.0m	4.2m (0)	3.9m (0)	2:47.10	28.88s	28.02s
3	SHAZADELE	3	6.2m	1.5m (1)	2.5m (1)	2:47.56	28.97s	28.58s
10	PAS DE CHEVAL	4	8.5m	8.4m (0)	7.9m (0)	2:47.73	28.86s	28.37s
8	LETTUCE GO MIKI	5	8.6m	6.0m (1)	5.6m (2)	2:47.74	28.87s	28.54s
7	SABELLA SHANNON	6	12.4m	14.6m (1)	16.3m (2)	2:48.02	29.01s	28.06s
6	NOSAER	7	14.4m	17.8m (0)	20.3m (1)	2:48.17	29.06s	27.93s
2	KING BOBBIE	8	15.1m	13.1m (0)	14.1m (0)	2:48.22	28.96s	28.42s
4	STARLIGHT SASS	9	29.2m	10.4m (1)	12.1m (1)	2:49.27	29.01s	29.61s
5	BETTORS HOPE	10	152.3m	87.4m (0)	101.0m (0)	2:58.42	29.80s	32.44s

Finish Position and metres gained

First Arrow shows distance gain/loss from 2nd Qtr to 3rd Qtr, Second Arrow shows distance gain/loss from 3rd Qtr to Finish
Blue arrow indicates best gain in these quarters.



Bathurst Race 4 Distance 1730m


Wednesday, 1 July 2026

Gross Time: 2:03.00 MileRate: 1:54.40 LeadTime: 8.10s First Qtr: 28.20s Second Qtr: 30.00s Third Qtr: 28.30s Fourth Qtr: 28.40s

DATA TABLE: 800 / 400 Posi's are position from leader and (how wide the horse was at that position)


No	Horse	Plc	Mar	800 Posi	400 Posi	Time	3rd Qtr	4th Qt
1	IDEAL TIMING	1	0.0m	4.0m (0)	4.0m (0)	2:03.00	28.30s	28.12s
7	INDASKY	2	9.5m	13.1m (0)	8.8m (1)	2:03.71	28.00s	28.49s
3	DIVINE GIRL	3	10.4m	0.0m (0)	0.0m (0)	2:03.78	28.30s	29.18s
2	HOPPALONGPOG	4	11.4m	9.8m (1)	3.4m (2)	2:03.85	27.85s	29.01s
6	IBBIN NADIA	5	12.6m	18.6m (1)	12.5m (2)	2:03.94	27.87s	28.46s
8	IM DESIRABLE	6	12.8m	21.6m (0)	12.8m (1)	2:03.95	27.68s	28.45s
10	FIRESTORM RED	7	14.9m	14.1m (1)	8.5m (2)	2:04.11	27.91s	28.91s
9	DRIVE TO THE BEACH	8	17.4m	8.5m (0)	9.1m (0)	2:04.30	28.34s	29.06s
5	TAPAGANOOSH	9	19.4m	26.3m (1)	16.8m (3)	2:04.45	27.63s	28.67s
4	BOHEMIAN BRAWLER	10	28.6m	5.0m (1)	4.8m (1)	2:05.13	28.29s	30.19s

Finish Position and metres gained



800

Visual positions in race at 2nd Quarter



400

Visual positions in race at 3rd Quarter



Bathurst Race 5 Distance 1730m

Wednesday, 1 July 2026

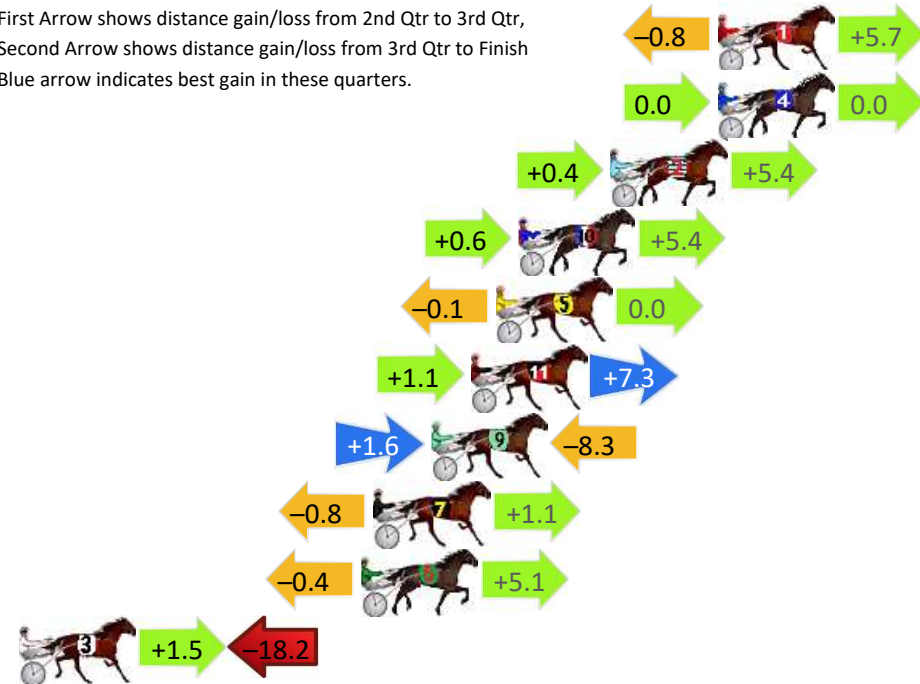
Gross Time: 2:03.20 MileRate: 1:54.60 LeadTime: 8.20s First Qtr: 28.40s Second Qtr: 30.30s Third Qtr: 27.90s Fourth Qtr: 28.40s

DATA TABLE: 800 / 400 Posi's are position from leader and (how wide the horse was at that position)

No	Horse	Plc	Mar	800 Posi	400 Posi	Time	3rd Qtr	4th Qt
1	MCLEAN	1	0.0m	4.9m (0)	5.7m (0)	2:03.20	27.96s	28.00s
4	THE SWIFT ONE	2	0.0m	0.0m (0)	0.0m (0)	2:03.20	27.90s	28.40s
2	A TRUE LOVE	3	4.3m	10.1m (0)	9.7m (0)	2:03.52	27.88s	28.04s
10	ALWAYSBMYPONY	4	8.0m	14.0m (1)	13.4m (1)	2:03.80	27.87s	28.06s
5	BETTOR KEPPEL	5	8.9m	8.8m (1)	8.9m (1)	2:03.86	27.91s	28.44s
11	BAXTER RED	6	9.9m	18.3m (1)	17.2m (2)	2:03.94	27.83s	27.94s
9	MEMPHIS FURY	7	11.5m	4.8m (1)	3.2m (1)	2:04.06	27.79s	29.04s
7	NICELY SPOKEN	8	13.8m	14.1m (0)	14.9m (0)	2:04.23	27.96s	28.39s
6	BETTER SHUSH	9	14.3m	19.0m (0)	19.4m (0)	2:04.27	27.94s	28.11s
3	MOS LONDON	10	39.6m	22.9m (1)	21.4m (1)	2:06.15	27.81s	29.85s


Finish Position and metres gained

First Arrow shows distance gain/loss from 2nd Qtr to 3rd Qtr, Second Arrow shows distance gain/loss from 3rd Qtr to Finish
Blue arrow indicates best gain in these quarters.



800

Visual positions in race at 2nd Quarter



400

Visual positions in race at 3rd Quarter

Bathurst Race 6 Distance 1730m

Wednesday, 1 July 2026


Gross Time: 2:05.50 MileRate: 1:56.80 LeadTime: 8.30s First Qtr: 29.20s Second Qtr: 29.10s Third Qtr: 29.80s Fourth Qtr: 29.10s

DATA TABLE: 800 / 400 Posi's are position from leader and (how wide the horse was at that position)

No	Horse	Plc	Mar	800 Posi	400 Posi	Time	3rd Qtr	4th Qt
1	CHEVAL TIGER	1	0.0m	5.0m (0)	4.4m (0)	2:05.50	29.76s	28.78s
10	STAY LUCKY	2	0.0m	14.9m (0)	13.1m (0)	2:05.50	29.68s	28.14s
3	TIGER JEWEL	3	4.5m	6.0m (1)	2.5m (1)	2:05.84	29.55s	29.26s
4	ALWAYS STORMY	4	13.1m	19.4m (0)	16.9m (0)	2:06.50	29.64s	28.86s
7	CHEVAL JULIA	5	14.6m	19.5m (1)	14.2m (2)	2:06.61	29.43s	29.17s
8	SYDS JOY	6	14.7m	10.1m (1)	6.8m (1)	2:06.62	29.57s	29.72s
9	GLINDA SHANNON	7	16.2m	10.8m (0)	8.8m (0)	2:06.74	29.66s	29.70s
5	SWEET NICKY	8	19.1m	0.0m (0)	0.0m (0)	2:06.96	29.80s	30.56s
2	SOME JEWEL	9	20.0m	15.4m (1)	13.7m (1)	2:07.03	29.69s	29.63s
6	HEARTOF KINGSCLAIR	10	20.9m	28.2m (0)	21.3m (0)	2:07.10	29.32s	29.14s

Finish Position and metres gained

First Arrow shows distance gain/loss from 2nd Qtr to 3rd Qtr, Second Arrow shows distance gain/loss from 3rd Qtr to Finish
Blue arrow indicates best gain in these quarters.



800

Visual positions in race at 2nd Quarter



400

Visual positions in race at 3rd Quarter

Bathurst Race 7 Distance 1730m

Wednesday, 1 July 2026

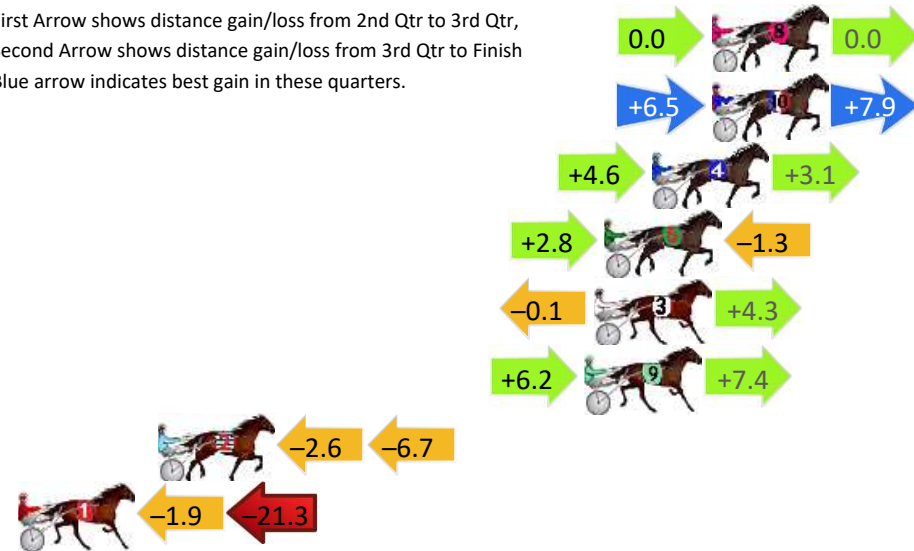
Gross Time: 2:05.10 MileRate: 1:56.30 LeadTime: 8.10s First Qtr: 28.00s Second Qtr: 29.90s Third Qtr: 29.90s Fourth Qtr: 29.20s

DATA TABLE: 800 / 400 Posi's are position from leader and (how wide the horse was at that position)

No	Horse	Plc	Mar	800 Posi	400 Posi	Time	3rd Qtr	4th Qt
8	SWEET DREAMS	1	0.0m	0.0m (0)	0.0m (0)	2:05.10	29.90s	29.20s
10	KENZIE SHANNON	2	0.0m	14.4m (1)	7.9m (3)	2:05.10	29.41s	28.62s
4	GET UP BETTY	3	2.4m	10.1m (1)	5.5m (2)	2:05.28	29.55s	28.98s
6	A LIL BIT OF LOVE	4	4.3m	5.8m (1)	3.0m (1)	2:05.43	29.69s	29.31s
3	MARABELLE	5	4.7m	8.9m (0)	9.0m (1)	2:05.46	29.90s	28.90s
9	TRUE LOGIC	6	5.1m	18.7m (1)	12.5m (2)	2:05.49	29.43s	28.67s
2	BETTOR BRILLIANCE	7	22.2m	12.9m (0)	15.5m (1)	2:06.80	30.08s	29.76s
1	LIVE VANCE	8	27.8m	4.6m (0)	6.5m (0)	2:07.23	30.04s	30.85s

Finish Position and metres gained

First Arrow shows distance gain/loss from 2nd Qtr to 3rd Qtr, Second Arrow shows distance gain/loss from 3rd Qtr to Finish
Blue arrow indicates best gain in these quarters.



8
0
0

Visual positions in race at 2nd Quarter



4
0
0

Visual positions in race at 3rd Quarter



Bathurst Race 8 Distance 1730m

Wednesday, 1 July 2026


Gross Time: 2:10.40 MileRate: 2:01.30 LeadTime: 8.30s First Qtr: 31.00s Second Qtr: 31.90s Third Qtr: 30.10s Fourth Qtr: 29.10s

DATA TABLE: 800 / 400 Posi's are position from leader and (how wide the horse was at that position)

No	Horse	Plc	Mar	800 Posi	400 Posi	Time	3rd Qtr	4th Qt
3	ONEDARKNIGHT	1	0.0m	0.0m (0)	0.0m (0)	2:10.40	30.10s	29.10s
2	A TRUE PHENOMENON	2	2.2m	4.3m (0)	3.8m (0)	2:10.57	30.06s	28.99s
5	FOGWATCH	3	2.6m	18.7m (0)	16.9m (0)	2:10.60	29.94s	28.06s
1	DREAM TO CURE	4	2.9m	9.6m (0)	8.7m (0)	2:10.62	30.02s	28.68s
10	BOOMER SHANNON	5	3.3m	1.5m (1)	1.4m (1)	2:10.65	30.09s	29.25s
9	SMALL INCOME	6	3.9m	14.4m (0)	13.1m (0)	2:10.70	29.98s	28.44s
8	ROWLEY MINT	7	4.4m	15.1m (1)	13.9m (1)	2:10.74	29.99s	28.42s
6	BABY EL AY	8	8.8m	11.1m (1)	9.5m (1)	2:11.07	29.97s	29.07s
4	LITTLE ADELAIDE	9	10.1m	6.3m (1)	5.7m (1)	2:11.17	30.05s	29.45s
7	BRIOSO MINT	10	20.7m	19.7m (1)	17.9m (1)	2:11.98	29.95s	29.36s

Finish Position and metres gained

First Arrow shows distance gain/loss from 2nd Qtr to 3rd Qtr, Second Arrow shows distance gain/loss from 3rd Qtr to Finish
Blue arrow indicates best gain in these quarters.



800

Visual positions in race at 2nd Quarter



400

Visual positions in race at 3rd Quarter



Bathurst Race 9 Distance 2260m

Wednesday, 1 July 2026

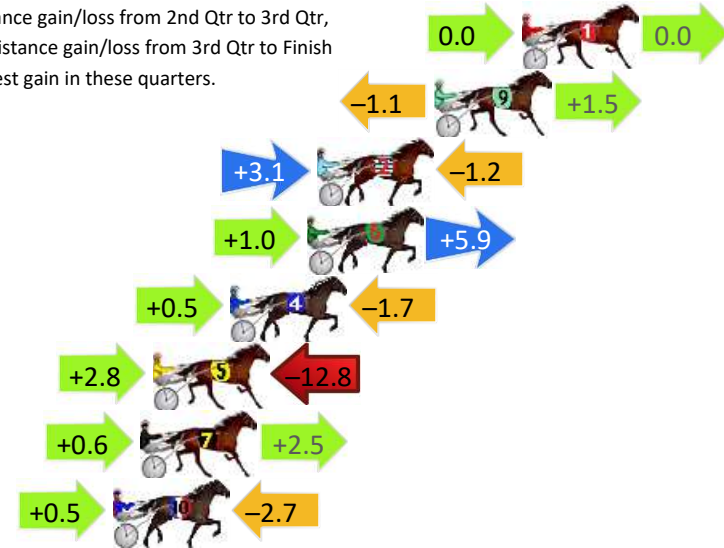
Gross Time: 2:50.00 MileRate: 2:01.00 LeadTime: 50.70s First Qtr: 31.10s Second Qtr: 30.40s Third Qtr: 29.10s Fourth Qtr: 28.70s

DATA TABLE: 800 / 400 Posi's are position from leader and (how wide the horse was at that position)

No	Horse	Plc	Mar	800 Posi	400 Posi	Time	3rd Qtr	4th Qt
1	ZACHARY SHANNON	1	0.0m	0.0m (0)	0.0m (0)	2:50.00	29.10s	28.70s
9	MONDO GLITZ	2	3.5m	3.9m (0)	5.0m (0)	2:50.26	29.18s	28.60s
2	BABLING BABLING	3	8.2m	10.1m (1)	7.0m (1)	2:50.62	28.87s	28.82s
6	THE DOME	4	8.6m	15.5m (0)	14.5m (0)	2:50.65	29.02s	28.31s
4	ABSOLUTE WEAPON	5	11.7m	10.5m (0)	10.0m (0)	2:50.88	29.06s	28.86s
5	FESTINALENTE	6	14.8m	4.8m (1)	2.0m (1)	2:51.12	28.89s	29.68s
7	LOVE WATCH	7	15.3m	18.4m (1)	17.8m (2)	2:51.15	29.05s	28.57s
10	ALWAYS LIGHTNING	8	16.4m	14.2m (1)	13.7m (1)	2:51.24	29.05s	28.96s

Finish Position and metres gained

First Arrow shows distance gain/loss from 2nd Qtr to 3rd Qtr, Second Arrow shows distance gain/loss from 3rd Qtr to Finish
Blue arrow indicates best gain in these quarters.



8
0
0

Visual positions in race at 2nd Quarter



4
0
0

Visual positions in race at 3rd Quarter

