

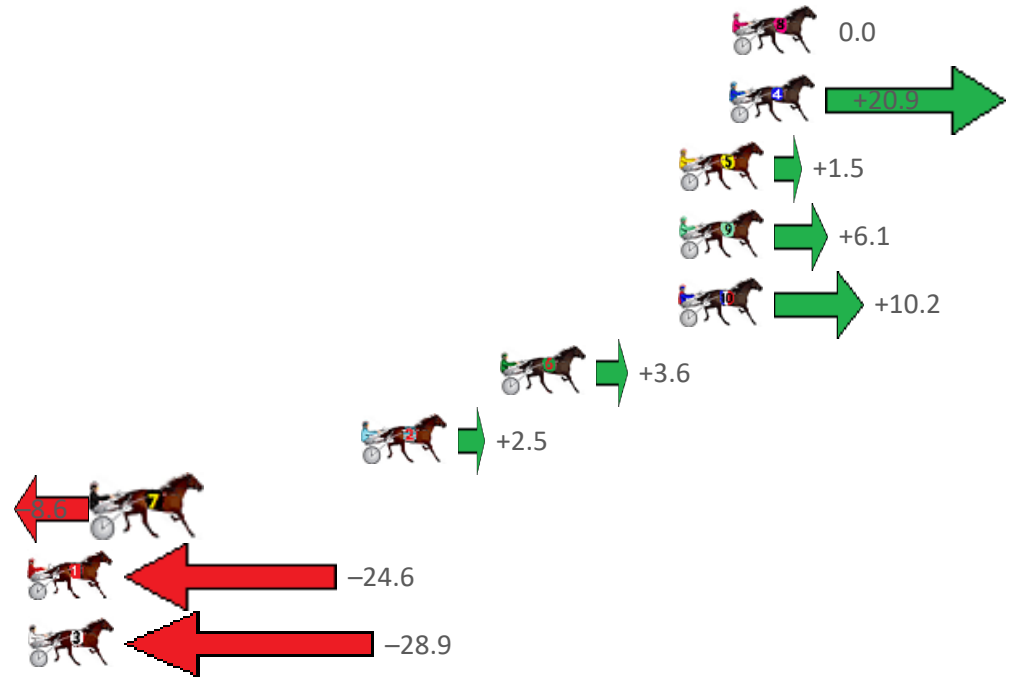
# Newcastle Race 1 Distance 2030m

Friday, 1 December 2023

Gross Time: 2:28.80 MileRate: 1:58.00 LeadTime: 29.60s First Qtr: 29.80s Second Qtr: 29.60s Third Qtr: 29.50s Fourth Qtr: 30.30s

NoHorse	Plc	Mar	800 Posi	400 Posi	Time	3rd Qtr	4th Qtr
8 OUTLOOK	1	0.0m	0.0m (0)	0.0m (0)	2:28.80	29.50s	30.30s
4 SILVER LADY	2	0.1m	21.0m (1)	15.3m (1)	2:28.81	29.10s	29.17s
5 MONEY HONEY	3	2.1m	3.6m (1)	3.2m (1)	2:28.97	29.48s	30.23s
9 HOLD BACK THE RIVE	4	2.1m	8.2m (0)	7.3m (1)	2:28.97	29.44s	29.93s
10 SPORTING ROBYN	4	2.1m	12.3m (0)	11.3m (1)	2:28.97	29.44s	29.63s
6 UNCLE GREGORY	6	9.2m	12.8m (1)	9.7m (2)	2:29.53	29.28s	30.31s
2 FOUR STAR LINCOLN	7	14.7m	17.2m (1)	14.0m (3)	2:29.97	29.28s	30.43s
7 SHAME TO FAME	8	25.0m	16.4m (0)	14.5m (0)	2:30.78	29.38s	31.20s
1 IMFEELINGIT	9	29.0m	4.4m (0)	7.5m (0)	2:31.10	29.74s	32.04s
3 SPIKEY BOY	10	36.8m	7.9m (1)	17.2m (2)	2:31.72	30.20s	31.94s

## Finish Position and metres gained from 800m





## PJ Harness Analyser

Sectional Analysis Software - Not just a formguide!

[www.facebook.com/PJHarnessRacing](http://www.facebook.com/PJHarnessRacing)



RISE Digital, Harness Racing Australia nor the provider accepts any responsibility for the completeness or accuracy of any of the information contained herein, and makes no representations about its suitability for any particular purpose. Users should make their own judgements about those matters and/or seek independent advice. You assume all risks associated with use of data provided on this page

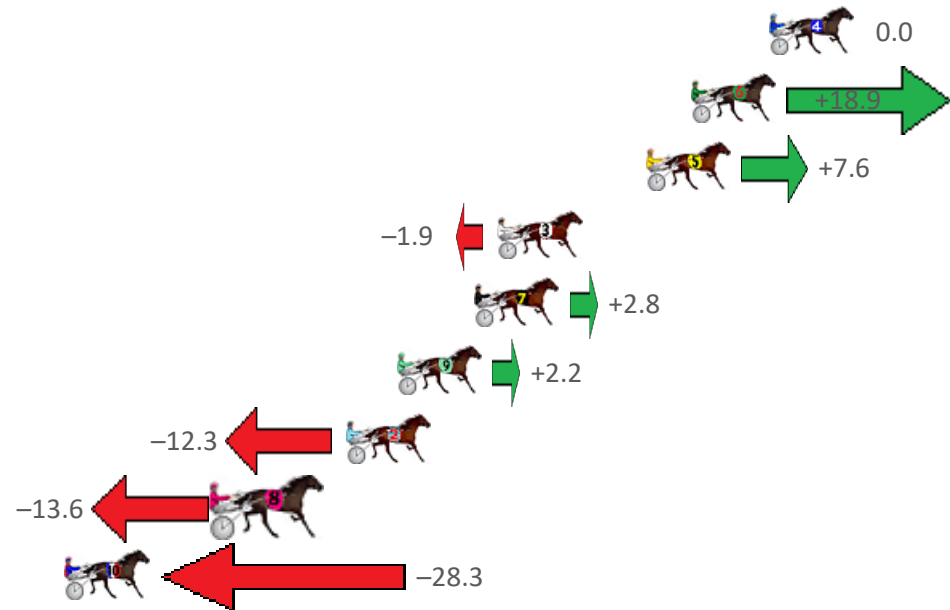
# Newcastle Race 2 Distance 2030m

Friday, 1 December 2023

Gross Time: 2:30.40 MileRate: 1:59.30 LeadTime: 31.40s First Qtr: 29.60s Second Qtr: 30.20s Third Qtr: 28.90s Fourth Qtr: 30.30s

NoHorse	Plc	Mar	800 Posi	400 Posi	Time	3rd Qtr	4th Qtr
4 LYDIAS ART	1	0.0m	0.0m (0)	0.0m (0)	2:30.40	28.90s	30.30s
6 ALFREDJOHNCRUSA	2	3.1m	22.0m (1)	20.1m (2)	2:30.65	28.80s	29.07s
5 SILENT LEGEND	3	4.9m	12.5m (1)	12.0m (1)	2:30.79	28.88s	29.81s
3 GLENFRANKIE	4	10.8m	8.9m (0)	9.3m (0)	2:31.26	28.94s	30.48s
7 FEELING LUCKY	5	11.7m	14.5m (0)	14.1m (0)	2:31.33	28.90s	30.19s
9 TOUGH TALKS	6	14.8m	17.0m (1)	17.1m (1)	2:31.57	28.94s	30.21s
2 CAROLSDIAMOND	7	16.8m	4.5m (0)	4.9m (0)	2:31.73	28.94s	31.27s
8 A REAL GENTLEMAN	8	21.7m	8.1m (1)	7.6m (2)	2:32.12	28.88s	31.46s
10 ARTISTIC SCOTT	9	31.9m	3.6m (1)	3.8m (1)	2:32.93	28.92s	32.55s

Finish Position and metres gained from 800m





## PJ Harness Analyser

Sectional Analysis Software - Not just a formguide!

www.facebook.com/PJHarnessRacing



RISE Digital, Harness Racing Australia nor the provider accepts any responsibility for the completeness or accuracy of any of the information contained herein, and makes no representations about its suitability for any particular purpose. Users should make their own judgements about those matters and/or seek independent advice. You assume all risks associated with use of data provided on this page


# Newcastle Race 3 Distance 1609m

Friday, 1 December 2023

Gross Time: 1:54.50 MileRate: 1:54.50 LeadTime: 0.00s First Qtr: 28.20s Second Qtr: 30.40s Third Qtr: 28.00s Fourth Qtr: 27.90s

NoHorse	Plc	Mar	800 Posi	400 Posi	Time	3rd Qtr	4th Qtr
9 BIG BLACK DIAMON	1	0.0m	8.6m (0)	9.8m (0)	1:54.50	28.08s	27.22s
5 POLKA DELIGHT	2	3.2m	3.5m (1)	1.2m (1)	1:54.73	27.84s	28.05s
2 ABDICATE	3	3.6m	0.0m (0)	0.0m (0)	1:54.76	28.00s	28.16s
1 INDASKY	4	3.7m	4.6m (0)	5.2m (0)	1:54.77	28.04s	27.81s
10 KISSMELVIS	5	6.9m	7.8m (1)	7.5m (1)	1:55.01	27.98s	27.89s
7 NEVER KNOW CHARL	6	7.6m	12.4m (1)	11.5m (1)	1:55.06	27.94s	27.66s
3 GOOD WORD THAT	7	10.0m	12.7m (0)	14.4m (0)	1:55.23	28.12s	27.63s
4 SWEETLY SPOKEN	8	12.1m	16.4m (1)	16.7m (2)	1:55.39	28.02s	27.63s
6 MAJOR MEMPHIS	9	13.0m	21.0m (1)	20.2m (1)	1:55.45	27.94s	27.45s
8 MARK MY WORDS	10	13.3m	17.0m (0)	18.4m (0)	1:55.48	28.10s	27.60s

## Finish Position and metres gained from 800m





## PJ Harness Analyser

Sectional Analysis Software - Not just a formguide!

www.facebook.com/PJHarnessRacing



RISE Digital, Harness Racing Australia nor the provider accepts any responsibility for the completeness or accuracy of any of the information contained herein, and makes no representations about its suitability for any particular purpose. Users should make their own judgements about those matters and/or seek independent advice. You assume all risks associated with use of data provided on this page

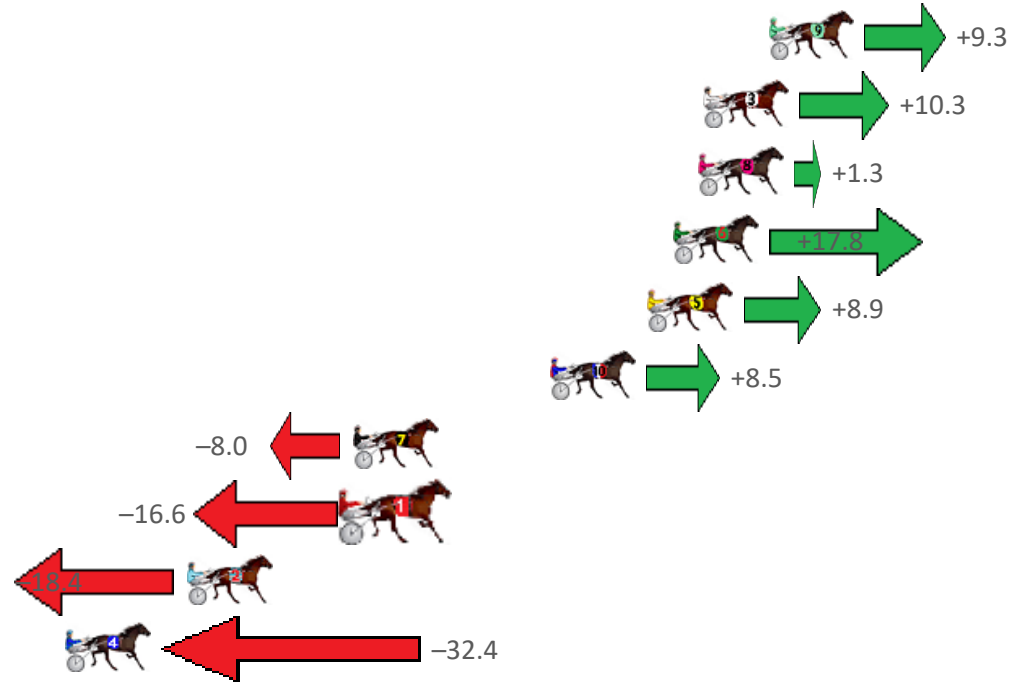
# Newcastle Race 4 Distance 2030m

Friday, 1 December 2023

Gross Time: 2:28.70 MileRate: 1:57.90 LeadTime: 29.60s First Qtr: 30.00s Second Qtr: 30.70s Third Qtr: 29.40s Fourth Qtr: 29.00s

NoHorse	Plc	Mar	800 Posi	400 Posi	Time	3rd Qtr	4th Qtr
9 SHADES OF HEAVEN	1	0.0m	9.3m (0)	8.3m (1)	2:28.70	29.32s	28.40s
3 SONIC EXPRESS	2	2.6m	12.9m (1)	6.6m (2)	2:28.90	28.94s	28.72s
8 BETTERTHANFEDERE	3	2.8m	4.1m (1)	0.0m (1)	2:28.91	29.10s	29.21s
6 SUGAR FOR MY HON	4	3.8m	21.6m (1)	13.2m (3)	2:28.99	28.78s	28.33s
5 OUR IDEAL DREAM	5	4.8m	13.7m (0)	9.4m (0)	2:29.07	29.08s	28.69s
10 TYGAR	6	8.7m	17.2m (1)	11.6m (2)	2:29.36	28.98s	28.82s
7 STICK MAN	7	16.5m	8.5m (1)	4.4m (1)	2:29.96	29.10s	29.94s
1 OLEG	8	16.6m	0.0m (0)	1.1m (0)	2:29.96	29.48s	30.18s
2 SUNSHINE PEPPER	9	23.1m	4.7m (0)	5.5m (0)	2:30.46	29.46s	30.36s
4 MAJOR PETRO	10	50.5m	18.1m (0)	16.5m (0)	2:32.54	29.28s	31.64s

## Finish Position and metres gained from 800m





# PJ Harness Analyser

Sectional Analysis Software - Not just a formguide!

www.facebook.com/PJHarnessRacing



RISE Digital, Harness Racing Australia nor the provider accepts any responsibility for the completeness or accuracy of any of the information contained herein, and makes no representations about its suitability for any particular purpose. Users should make their own judgements about those matters and/or seek independent advice. You assume all risks associated with use of data provided on this page

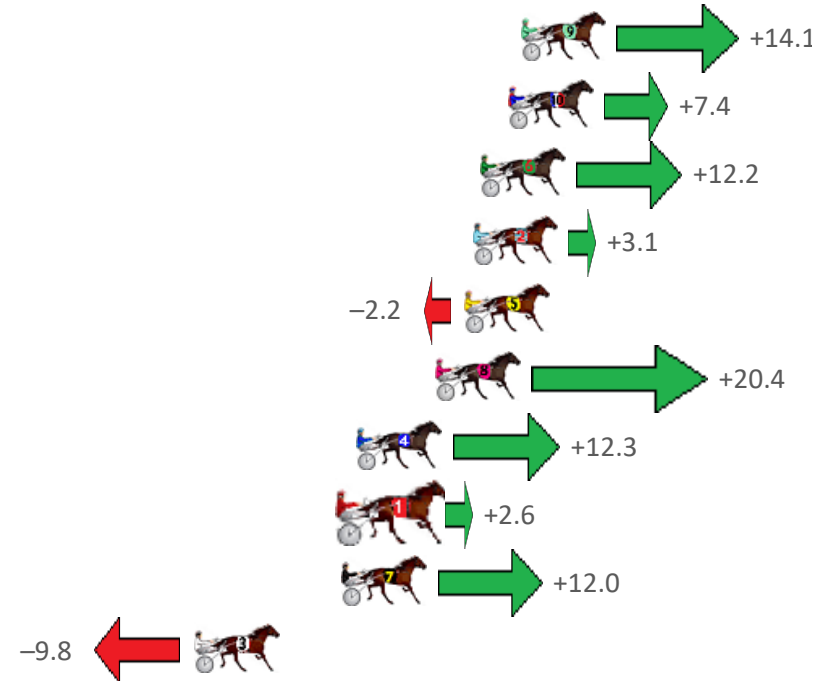
# Newcastle Race 5 Distance 1609m

Friday, 1 December 2023

Gross Time: 1:54.20 MileRate: 1:54.20 LeadTime: 0.00s First Qtr: 27.50s Second Qtr: 29.80s Third Qtr: 27.40s Fourth Qtr: 29.50s

NoHorse	Plc	Mar	800 Posi	400 Posi	Time	3rd Qtr	4th Qtr
9 FAR OUT BRO	1	0.0m	14.1m (0)	13.0m (0)	1:54.20	27.36s	28.58s
10 MAJOR BOB	2	0.5m	7.9m (1)	7.9m (1)	1:54.24	27.42s	28.98s
6 ROCLEA IMAGE	3	1.6m	13.8m (1)	11.9m (1)	1:54.32	27.30s	28.78s
2 ULTRA BLISS	4	1.9m	5.0m (0)	4.5m (0)	1:54.35	27.38s	29.33s
5 OH DADDY	5	2.2m	0.0m (0)	0.0m (0)	1:54.37	27.40s	29.67s
8 CRIME DONT PAY	6	3.4m	23.8m (1)	20.7m (1)	1:54.46	27.24s	28.30s
4 SERGEI	7	6.5m	18.8m (0)	17.0m (0)	1:54.70	27.32s	28.80s
1 DOWN STREAM	8	6.8m	9.4m (0)	8.8m (0)	1:54.73	27.38s	29.41s
7 MAN FROM BRAAVO	9	7.1m	19.1m (1)	16.4m (1)	1:54.75	27.26s	28.89s
3 ROCK FISHERMAN	10	13.0m	3.2m (1)	4.0m (1)	1:55.21	27.46s	30.23s

## Finish Position and metres gained from 800m





## PJ Harness Analyser

Sectional Analysis Software - Not just a formguide!

www.facebook.com/PJHarnessRacing



RISE Digital, Harness Racing Australia nor the provider accepts any responsibility for the completeness or accuracy of any of the information contained herein, and makes no representations about its suitability for any particular purpose. Users should make their own judgements about those matters and/or seek independent advice. You assume all risks associated with use of data provided on this page

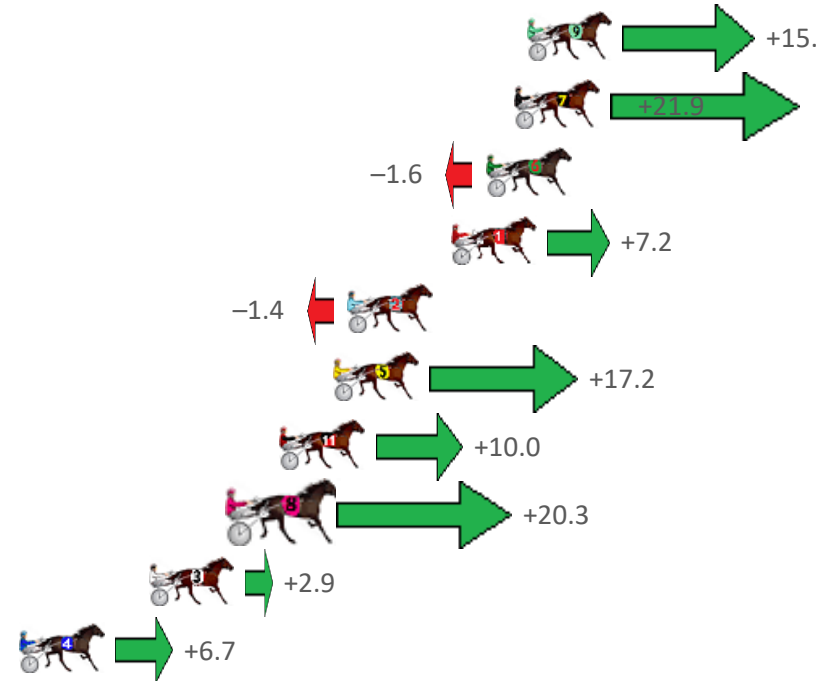
# Newcastle Race 6 Distance 1609m

Friday, 1 December 2023

Gross Time: 1:55.00 MileRate: 1:55.00 LeadTime: 0.00s First Qtr: 26.80s Second Qtr: 29.00s Third Qtr: 28.40s Fourth Qtr: 30.80s

NoHorse	Plc	Mar	800 Posi	400 Posi	Time	3rd Qtr	4th Qtr
9 DENSTOWN	1	0.0m	15.3m (0)	12.5m (0)	1:55.00	28.24s	29.88s
7 STEALTH BOMBA	2	0.5m	22.4m (1)	15.2m (2)	1:55.04	27.94s	<b>29.72s</b>
6 THE TERRORFIER	3	1.6m	<b>0.0m (0)</b>	<b>0.0m (0)</b>	1:55.13	28.40s	30.93s
1 GLITTER STRIP	4	3.0m	10.2m (0)	10.3m (1)	1:55.24	28.44s	30.28s
2 MAJOR GNP	5	7.1m	5.7m (0)	6.5m (0)	1:55.57	28.48s	30.89s
5 COLERNE	6	7.7m	24.9m (0)	21.2m (0)	1:55.62	28.20s	29.86s
11 WHITE STAR MOLLY	7	9.8m	19.8m (0)	16.9m (0)	1:55.79	28.24s	30.35s
8 BEERSINMYPOCKET	8	11.4m	31.7m (0)	20.7m (2)	1:55.92	<b>27.68s</b>	30.20s
3 NEVER KNOW BLAZE	9	15.0m	17.9m (1)	11.4m (2)	1:56.21	27.98s	31.17s
4 BIG TIME HUSTLER	10	20.2m	26.9m (1)	19.6m (1)	1:56.63	27.94s	30.99s

## Finish Position and metres gained from 800m





## PJ Harness Analyser

*Sectional Analysis Software - Not just a formguide!*

[www.facebook.com/PJHarnessRacing](http://www.facebook.com/PJHarnessRacing)



RISE Digital, Harness Racing Australia nor the provider accepts any responsibility for the completeness or accuracy of any of the information contained herein, and makes no representations about its suitability for any particular purpose. Users should make their own judgements about those matters and/or seek independent advice. You assume all risks associated with use of data provided on this page

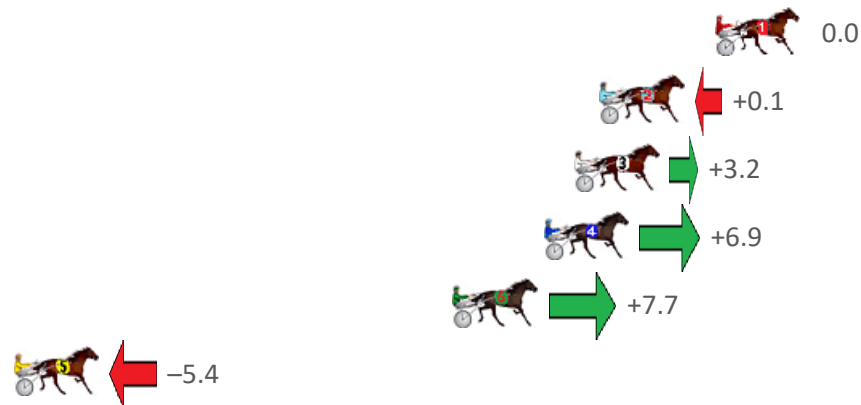
# Newcastle Race 7 Distance 1609m

Friday, 1 December 2023

Gross Time: 1:57.10 MileRate: 1:57.10 LeadTime: 0.00s First Qtr: 27.80s Second Qtr: 32.80s Third Qtr: 29.30s Fourth Qtr: 27.20s

NoHorse	Plc	Mar	800 Posi	400 Posi	Time	3rd Qtr	4th Qtr
1 CRAFTMANS CHARLI	1	0.0m	0.0m (0)	0.0m (0)	1:57.10	29.30s	27.20s
2 GO AWAY AGAIN	2	4.6m	4.7m (0)	4.6m (0)	1:57.43	29.28s	27.21s
3 ROUGE BLING	3	5.6m	8.8m (0)	8.6m (0)	1:57.50	29.26s	27.00s
4 LOCHINVAR LORENZ	4	6.8m	13.7m (0)	2.9m (1)	1:57.59	28.50s	27.49s
6 LOVE LOU	5	10.4m	18.1m (0)	7.4m (1)	1:57.84	28.50s	27.42s
5 MUFASA BART	6	27.9m	22.5m (0)	14.8m (1)	1:59.10	28.70s	28.16s

## Finish Position and metres gained from 800m



# PJ Harness Analyser

Sectional Analysis Software - Not just a formguide!

[www.facebook.com/PJHarnessRacing](https://www.facebook.com/PJHarnessRacing)



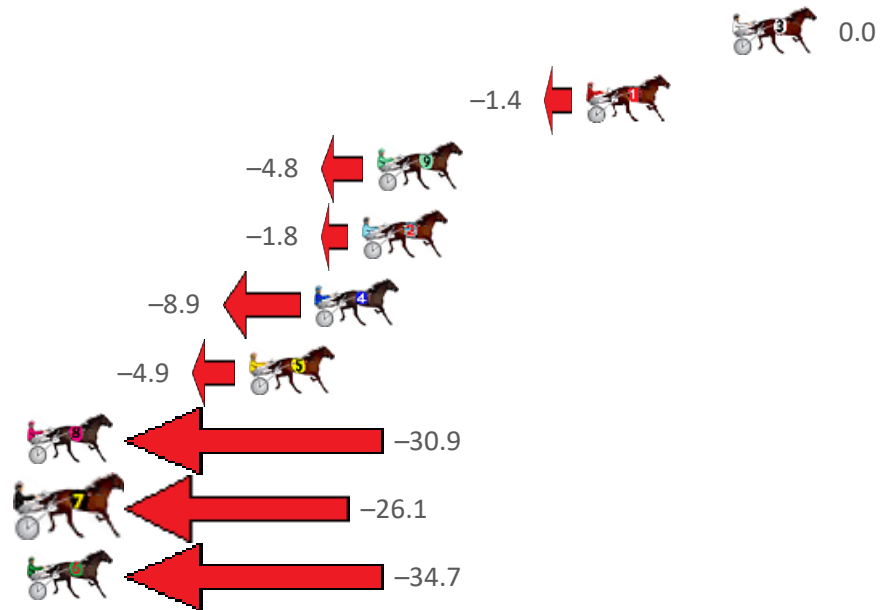
# Newcastle Race 8 Distance 1609m

Friday, 1 December 2023

Gross Time: 1:59.00 MileRate: 1:59.00 LeadTime: 0.00s First Qtr: 29.00s Second Qtr: 32.50s Third Qtr: 29.30s Fourth Qtr: 28.20s

NoHorse	Plc	Mar	800 Posi	400 Posi	Time	3rd Qtr	4th Qtr
3 BOUGANVILLEA	1	0.0m	0.0m (0)	0.0m (0)	1:59.00	29.30s	28.20s
1 A LITTLE DILEMMA	2	5.8m	4.4m (0)	3.9m (0)	1:59.43	29.26s	28.35s
9 ULTIMATE HUNTER	3	14.1m	9.3m (0)	9.0m (0)	2:00.04	29.26s	28.60s
2 ELITE MOLLY	4	14.7m	12.9m (1)	11.2m (1)	2:00.09	29.16s	28.49s
4 ACAPELLA	5	16.6m	7.7m (1)	6.7m (1)	2:00.23	29.22s	28.95s
5 CINNAMON	6	19.2m	14.3m (0)	13.4m (0)	2:00.42	29.22s	28.66s
8 ALTIANO	7	34.5m	3.6m (1)	2.8m (1)	2:01.56	29.24s	30.56s
7 NOISY CRUSADER	8	44.0m	17.9m (1)	17.9m (1)	2:02.26	29.28s	30.18s
6 PETES ONA MISSION	9	67.1m	32.4m (0)	44.5m (0)	2:03.97	30.12s	29.99s

Finish Position and metres gained from 800m





## PJ Harness Analyser

Sectional Analysis Software - Not just a formguide!

[www.facebook.com/PJHarnessRacing](http://www.facebook.com/PJHarnessRacing)



RISE Digital, Harness Racing Australia nor the provider accepts any responsibility for the completeness or accuracy of any of the information contained herein, and makes no representations about its suitability for any particular purpose. Users should make their own judgements about those matters and/or seek independent advice. You assume all risks associated with use of data provided on this page



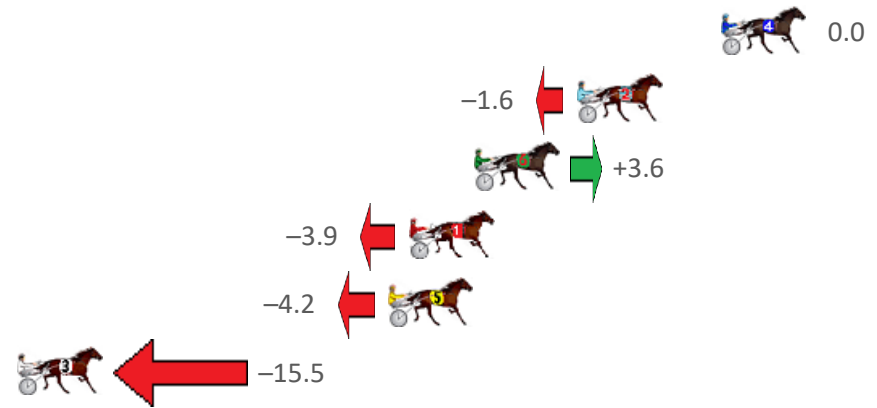
# Newcastle Race 9 Distance 1609m

Friday, 1 December 2023

Gross Time: 1:57.00 MileRate: 1:57.00 LeadTime: 0.00s First Qtr: 28.20s Second Qtr: 32.40s Third Qtr: 29.40s Fourth Qtr: 27.00s

NoHorse	Plc	Mar	800 Posi	400 Posi	Time	3rd Qtr	4th Qtr
4 MY STELLA ROSE	1	0.0m	0.0m (0)	0.0m (0)	1:57.00	29.40s	27.00s
2 SHIRALEE	2	5.7m	4.1m (0)	4.0m (0)	1:57.41	29.38s	27.13s
6 SALLY BIGTIME	3	9.8m	13.4m (1)	8.0m (1)	1:57.70	28.98s	27.14s
1 CRACKER BARREL	4	12.4m	8.5m (0)	8.6m (0)	1:57.88	29.38s	27.28s
5 THREEBUSHESFOA	5	13.2m	9.0m (1)	3.4m (1)	1:57.94	28.98s	27.70s
3 CRUZNFRANKIE	6	29.5m	14.0m (0)	14.0m (1)	1:59.10	29.36s	28.12s

Finish Position and metres gained from 800m





## PJ Harness Analyser

Sectional Analysis Software - Not just a formguide!

www.facebook.com/PJHarnessRacing



RISE Digital, Harness Racing Australia nor the provider accepts any responsibility for the completeness or accuracy of any of the information contained herein, and makes no representations about its suitability for any particular purpose. Users should make their own judgements about those matters and/or seek independent advice. You assume all risks associated with use of data provided on this page

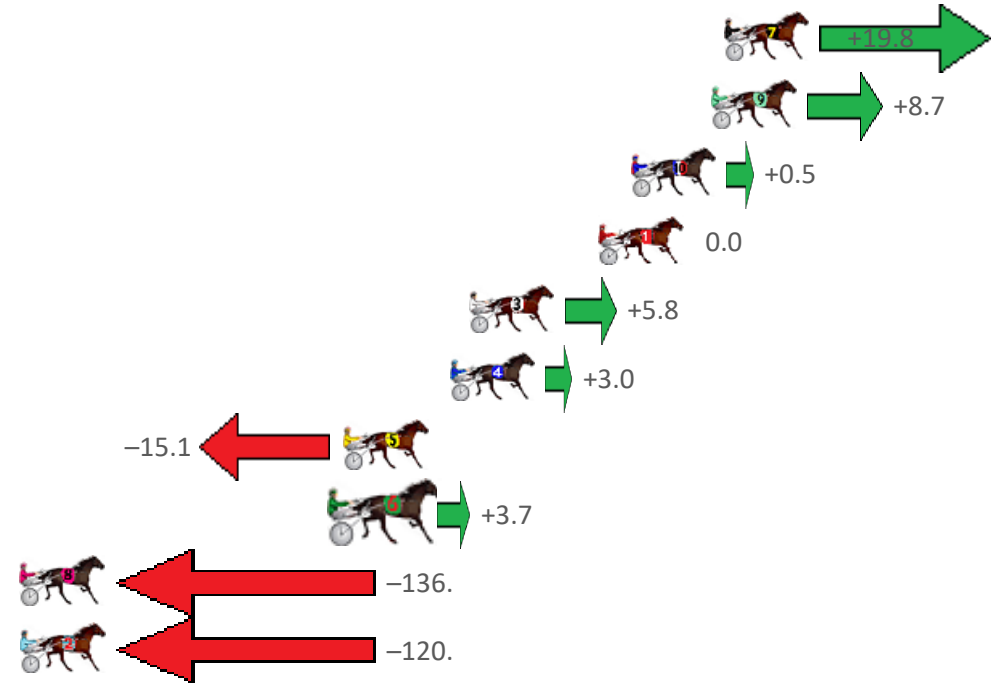
# Newcastle Race 10 Distance 2030m

Friday, 1 December 2023

Gross Time: 2:30.40    MileRate: 1:59.20    LeadTime: 30.50s    First Qtr: 30.30s    Second Qtr: 30.00s    Third Qtr: 28.90s    Fourth Qtr: 30.70s

NoHorse	Plc	Mar	800 Posi	400 Posi	Time	3rd Qtr	4th Qtr
7 CLASSIC ARC	1	0.0m	19.8m (1)	12.2m (3)	2:30.40	28.38s	29.80s
9 TRUE STEPPER	2	0.5m	9.2m (0)	4.9m (1)	2:30.44	28.60s	30.38s
10 SWEET CREATION	3	3.7m	4.2m (1)	1.1m (1)	2:30.70	28.68s	30.92s
1 ROCKNROLL TONY	4	5.0m	5.0m (0)	4.9m (0)	2:30.80	28.90s	30.74s
3 ITS INEVITABLE	5	10.1m	15.9m (1)	12.4m (2)	2:31.21	28.68s	30.59s
4 OUR BUSHWACKER	6	10.9m	13.9m (0)	9.2m (0)	2:31.28	28.58s	30.90s
5 BREXITT	7	15.1m	0.0m (0)	0.0m (0)	2:31.61	28.90s	31.91s
6 LA TOISON DOR	8	15.2m	18.9m (0)	13.2m (0)	2:31.62	28.52s	30.94s
8 LIGHTNING BOB	9	147.5m	11.1m (1)	11.9m (1)	2:42.25	28.98s	41.67s
2 SULTAN FELLA	10	281.4m	160.9m (0)	186.6m (0)	2:53.00	31.16s	39.48s

Finish Position and metres gained from 800m





## PJ Harness Analyser

*Sectional Analysis Software - Not just a formguide!*

[www.facebook.com/PJHarnessRacing](http://www.facebook.com/PJHarnessRacing)



RISE Digital, Harness Racing Australia nor the provider accepts any responsibility for the completeness or accuracy of any of the information contained herein, and makes no representations about its suitability for any particular purpose. Users should make their own judgements about those matters and/or seek independent advice. You assume all risks associated with use of data provided on this page