

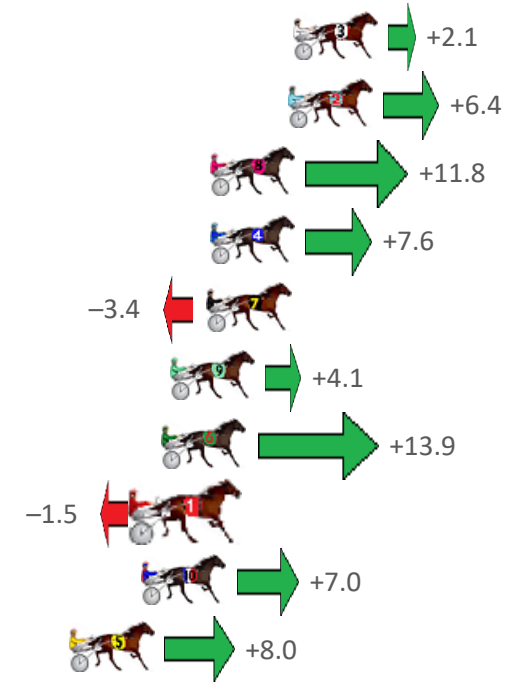
Bathurst Race 1 Distance 1730m

Wednesday, 6 December 2023

Gross Time: 2:05.10 MileRate: 1:56.40 LeadTime: 8.20s First Qtr: 29.20s Second Qtr: 30.90s Third Qtr: 28.50s Fourth Qtr: 28.30s

NoHorse	Plc	Mar	800 Posi	400 Posi	Time	3rd Qtr	4th Qtr
3 PAS DE CHEVAL	1	0.0m	2.1m (1)	0.9m (1)	2:05.10	28.41s	28.24s
2 IM DESIRABLE	2	0.2m	6.6m (1)	4.8m (1)	2:05.11	28.37s	27.97s
8 SAINT EMILION	3	3.3m	15.1m (1)	13.0m (2)	2:05.35	28.35s	27.63s
4 EAGLE COMMANDER	4	3.3m	10.9m (1)	9.4m (1)	2:05.35	28.39s	27.89s
7 CAMANCHI WARRIO	5	3.4m	0.0m (0)	0.0m (0)	2:05.35	28.50s	28.55s
9 CASSIUS DECK	6	4.9m	9.0m (0)	8.5m (0)	2:05.46	28.46s	28.06s
6 SMOOTH OVERARM	7	5.2m	19.1m (1)	17.9m (1)	2:05.49	28.41s	27.43s
1 VAN SHARD	8	6.0m	4.5m (0)	4.5m (0)	2:05.55	28.50s	28.43s
10 OLD LUKE	9	6.0m	13.0m (0)	13.6m (0)	2:05.55	28.54s	27.79s
5 ALTA EQUUS	10	8.9m	16.9m (0)	17.6m (0)	2:05.76	28.54s	27.72s

Finish Position and metres gained from 800m





PJ Harness Analyser

Sectional Analysis Software - Not just a formguide!

www.facebook.com/PJHarnessRacing



RISE Digital, Harness Racing Australia nor the provider accepts any responsibility for the completeness or accuracy of any of the information contained herein, and makes no representations about its suitability for any particular purpose. Users should make their own judgements about those matters and/or seek independent advice. You assume all risks associated with use of data provided on this page

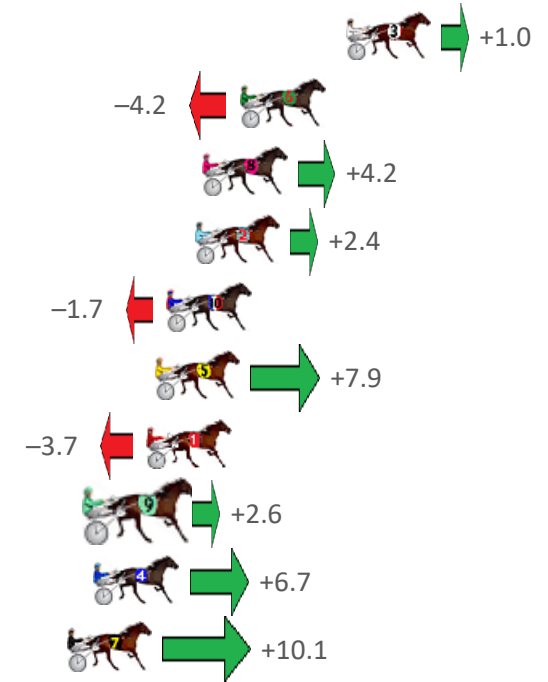
Bathurst Race 2 Distance 1730m

Wednesday, 6 December 2023

Gross Time: 2:03.90 MileRate: 1:55.30 LeadTime: 8.40s First Qtr: 28.20s Second Qtr: 30.30s Third Qtr: 28.90s Fourth Qtr: 28.10s

NoHorse	Plc	Mar	800 Posi	400 Posi	Time	3rd Qtr	4th Qtr
3 KARINYA ROCCO	1	0.0m	1.0m (1)	0.0m (1)	2:03.90	28.83s	28.10s
6 COURT ON THE EDG	2	4.2m	0.0m (0)	0.9m (0)	2:04.21	28.96s	28.35s
8 SPECIAL DREAM	3	5.7m	9.9m (1)	5.4m (2)	2:04.32	28.57s	28.14s
2 GRAFFITI LANE	4	6.0m	8.4m (0)	8.8m (0)	2:04.34	28.92s	27.92s
10 SABELLA SHANNON	5	7.1m	5.4m (1)	4.5m (1)	2:04.42	28.83s	28.30s
5 THE DANCER	6	7.6m	15.5m (1)	10.2m (1)	2:04.46	28.51s	27.94s
1 SPEED DIAL	7	7.9m	4.2m (0)	4.8m (0)	2:04.48	28.94s	28.34s
9 BEER MONEY	8	9.9m	12.5m (0)	13.3m (0)	2:04.63	28.94s	27.89s
4 CHASIN BETTER DAY	9	10.0m	16.7m (0)	15.8m (1)	2:04.64	28.82s	27.72s
7 VAMOS	10	11.1m	21.2m (0)	20.6m (0)	2:04.72	28.84s	27.46s

Finish Position and metres gained from 800m





PJ Harness Analyser

Sectional Analysis Software - Not just a formguide!

www.facebook.com/PJHarnessRacing



RISE Digital, Harness Racing Australia nor the provider accepts any responsibility for the completeness or accuracy of any of the information contained herein, and makes no representations about its suitability for any particular purpose. Users should make their own judgements about those matters and/or seek independent advice. You assume all risks associated with use of data provided on this page

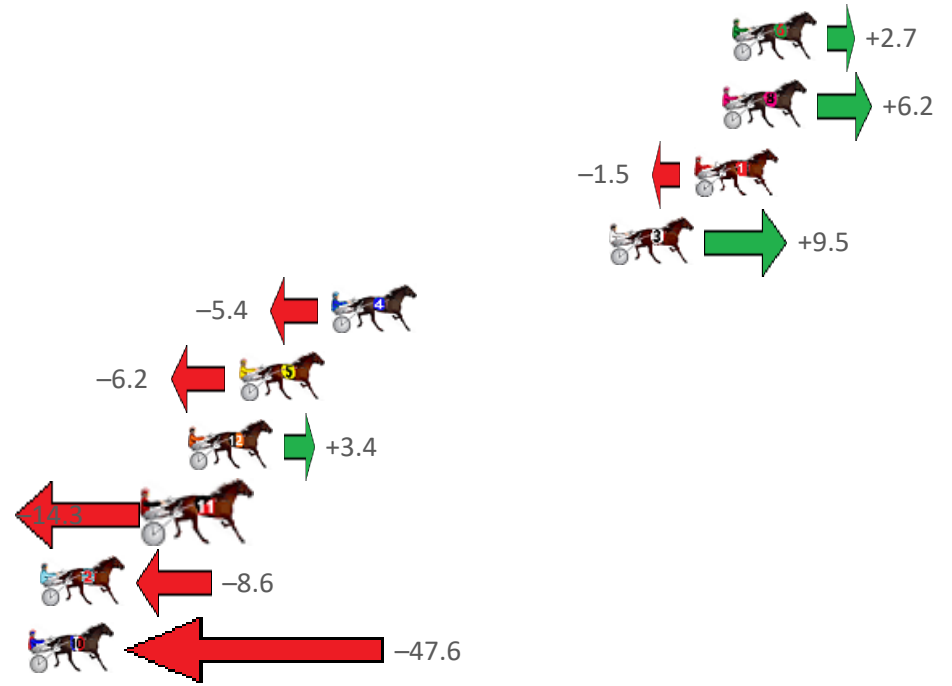
Bathurst Race 3 Distance 1730m

Wednesday, 6 December 2023

Gross Time: 2:03.00 MileRate: 1:54.40 LeadTime: 8.40s First Qtr: 27.90s Second Qtr: 28.80s Third Qtr: 28.80s Fourth Qtr: 29.10s

NoHorse	Plc	Mar	800 Posi	400 Posi	Time	3rd Qtr	4th Qtr
6 WINDY HILL TARA	1	0.0m	2.7m (1)	3.6m (1)	2:03.00	28.87s	28.84s
8 SAVEEON	2	0.4m	6.6m (1)	7.5m (1)	2:03.03	28.87s	28.59s
1 MODERN MILEY	3	1.5m	0.0m (0)	0.0m (0)	2:03.11	28.80s	29.21s
3 VIN NUMBER	4	4.9m	14.4m (1)	15.0m (2)	2:03.37	28.85s	28.39s
4 MONEYS ON MATILD	5	15.9m	10.5m (1)	11.1m (2)	2:04.21	28.85s	29.51s
5 CANDI	6	19.6m	13.4m (0)	18.4m (0)	2:04.50	29.16s	29.28s
12 SPORTY MARY	7	21.6m	25.0m (1)	22.8m (0)	2:04.65	28.65s	29.11s
11 CALL ME MILLIE	8	23.0m	8.7m (0)	14.2m (1)	2:04.76	29.20s	29.84s
2 GO GO GANOOSH	9	27.5m	18.9m (1)	19.2m (1)	2:05.10	28.83s	29.82s
10 TULHURST JANET	10	52.1m	4.5m (0)	10.0m (0)	2:06.98	29.20s	32.36s

Finish Position and metres gained from 800m





PJ Harness Analyser

Sectional Analysis Software - Not just a formguide!

www.facebook.com/PJHarnessRacing



RISE Digital, Harness Racing Australia nor the provider accepts any responsibility for the completeness or accuracy of any of the information contained herein, and makes no representations about its suitability for any particular purpose. Users should make their own judgements about those matters and/or seek independent advice. You assume all risks associated with use of data provided on this page

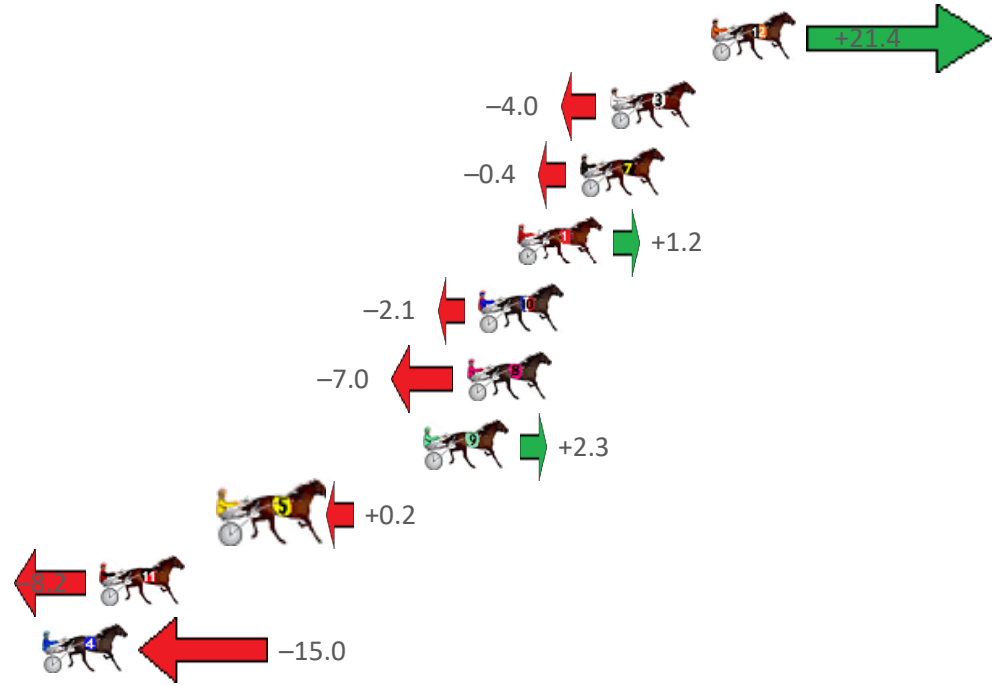
Bathurst Race 4 Distance 1730m

Wednesday, 6 December 2023

Gross Time: 2:03.00 MileRate: 1:54.40 LeadTime: 8.70s First Qtr: 28.00s Second Qtr: 30.30s Third Qtr: 28.80s Fourth Qtr: 27.20s

NoHorse	Plc	Mar	800 Posi	400 Posi	Time	3rd Qtr	4th Qtr
12 HY POACTIVE	1	0.0m	21.4m (1)	3.7m (3)	2:03.00	27.53s	26.94s
3 HAVEYOUCHECKEDI	2	4.0m	0.0m (0)	0.0m (0)	2:03.29	28.80s	27.49s
7 TITIWHA	3	5.2m	4.8m (0)	4.0m (0)	2:03.37	28.74s	27.29s
1 DEEPWATER CAM	4	7.7m	8.9m (0)	8.1m (0)	2:03.55	28.72s	27.19s
10 SPECULATING	5	9.2m	7.1m (1)	4.9m (2)	2:03.66	28.63s	27.52s
8 SMOOTH BUZZ	6	9.7m	2.7m (1)	2.6m (1)	2:03.69	28.79s	27.71s
9 LETTYS REASON	7	11.4m	13.7m (0)	12.7m (0)	2:03.82	28.70s	27.14s
5 ROYAL EXIT	8	19.1m	19.3m (0)	15.2m (1)	2:04.37	28.48s	27.51s
11 JUSTA DRAGON	9	24.3m	16.1m (1)	12.1m (2)	2:04.74	28.49s	28.10s
4 SEVENTY FOUR GEE	10	26.6m	11.6m (1)	10.1m (1)	2:04.91	28.67s	28.41s

Finish Position and metres gained from 800m





PJ Harness Analyser

Sectional Analysis Software - Not just a formguide!

www.facebook.com/PJHarnessRacing



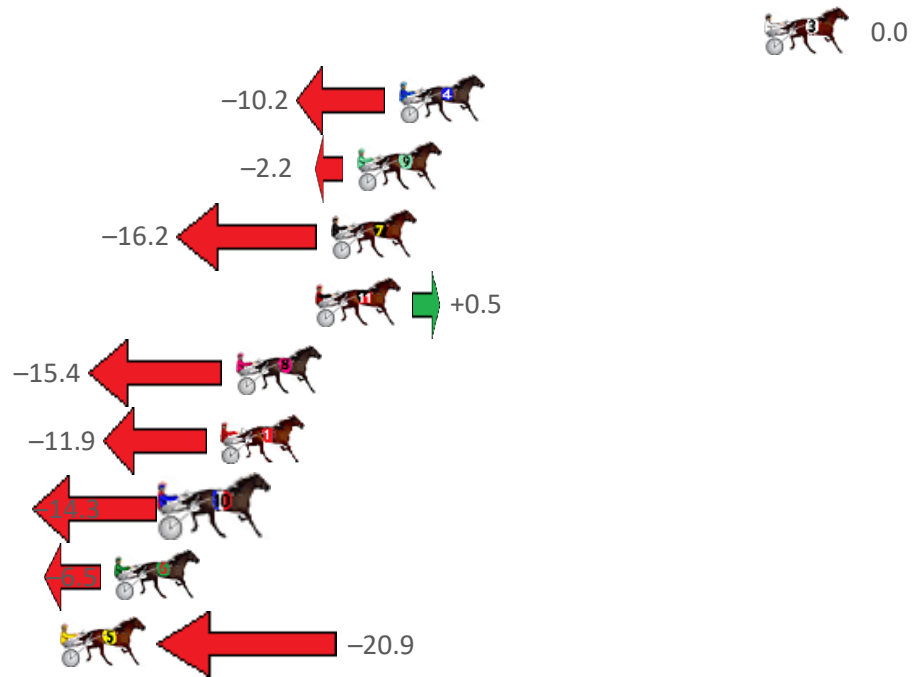
Bathurst Race 5 Distance 1730m

Wednesday, 6 December 2023

Gross Time: 2:02.20 MileRate: 1:53.70 LeadTime: 8.90s First Qtr: 27.60s Second Qtr: 30.10s Third Qtr: 28.10s Fourth Qtr: 27.50s

NoHorse	Plc	Mar	800 Posi	400 Posi	Time	3rd Qtr	4th Qtr
3 WORKS FOR ME	1	0.0m	0.0m (0)	0.0m (0)	2:02.20	28.10s	27.50s
4 LEAH SHANNON	2	14.5m	4.3m (0)	4.6m (0)	2:03.25	28.12s	28.23s
9 UNCLE CRAIGO	3	16.2m	14.0m (0)	13.6m (0)	2:03.37	28.06s	27.73s
7 THE VIXEN	4	17.2m	1.0m (1)	0.9m (1)	2:03.44	28.09s	28.68s
11 WARRAWEE CRUZIN	5	17.8m	18.3m (0)	18.0m (0)	2:03.49	28.06s	27.55s
8 FLYING COLOURS	6	21.0m	5.6m (1)	5.8m (1)	2:03.72	28.11s	28.62s
1 THE ACCIDENTAL ON	7	21.6m	9.7m (0)	9.6m (0)	2:03.76	28.08s	28.40s
10 HALL STITCHED UP	8	23.6m	9.3m (1)	9.6m (1)	2:03.91	28.11s	28.55s
6 SPECIAL SPIN	9	25.8m	19.3m (1)	18.2m (1)	2:04.07	28.01s	28.11s
5 BRING YOUR BEST	10	35.1m	14.2m (1)	13.6m (1)	2:04.74	28.05s	29.10s

Finish Position and metres gained from 800m



PJ Harness Analyser

Sectional Analysis Software - Not just a formguide!

www.facebook.com/PJHarnessRacing

RISE Digital, Harness Racing Australia nor the provider accepts any responsibility for the completeness or accuracy of any of the information contained herein, and makes no representations about its suitability for any particular purpose. Users should make their own judgements about those matters and/or seek independent advice. You assume all risks associated with use of data provided on this page

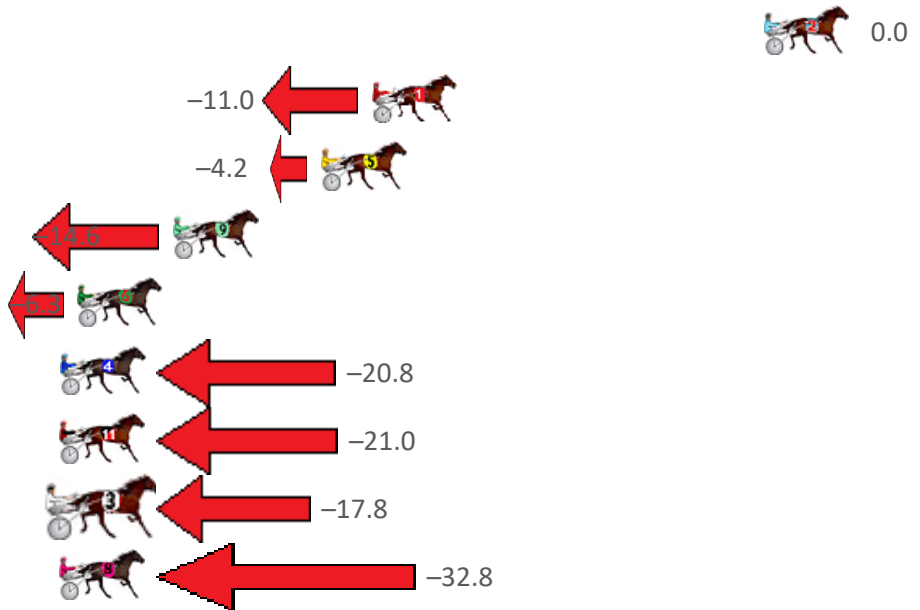
Bathurst Race 6 Distance 1730m

Wednesday, 6 December 2023

Gross Time: 2:02.10 MileRate: 1:53.60 LeadTime: 8.20s First Qtr: 27.80s Second Qtr: 30.80s Third Qtr: 28.20s Fourth Qtr: 27.10s

NoHorse	Plc	Mar	800 Posi	400 Posi	Time	3rd Qtr	4th Qtr
2 ROYAL CRUISER	1	0.0m	0.0m (0)	0.0m (0)	2:02.10	28.20s	27.10s
1 JOHNNYS BLUE	2	15.6m	4.6m (0)	5.2m (0)	2:03.21	28.24s	27.85s
5 ALWAYS LIGHTNING	3	17.6m	13.4m (0)	14.0m (0)	2:03.36	28.22s	27.40s
9 TAPAGANOOSH	4	23.5m	8.9m (0)	9.3m (0)	2:03.78	28.22s	28.14s
6 THE BLACK FOX	5	27.3m	21.0m (1)	18.6m (0)	2:04.05	28.01s	27.77s
4 MISTERFOURTHOUS	6	28.7m	7.9m (1)	9.6m (1)	2:04.15	28.31s	28.49s
11 BEACHRIDE	7	32.8m	11.8m (1)	13.7m (1)	2:04.44	28.31s	28.50s
3 COOLANDCOLLECT	8	34.5m	16.7m (1)	17.5m (2)	2:04.56	28.23s	28.36s
8 OUR GOAT	9	36.1m	3.3m (1)	5.0m (1)	2:04.68	28.31s	29.34s

Finish Position and metres gained from 800m





PJ Harness Analyser

Sectional Analysis Software - Not just a formguide!

www.facebook.com/PJHarnessRacing



RISE Digital, Harness Racing Australia nor the provider accepts any responsibility for the completeness or accuracy of any of the information contained herein, and makes no representations about its suitability for any particular purpose. Users should make their own judgements about those matters and/or seek independent advice. You assume all risks associated with use of data provided on this page

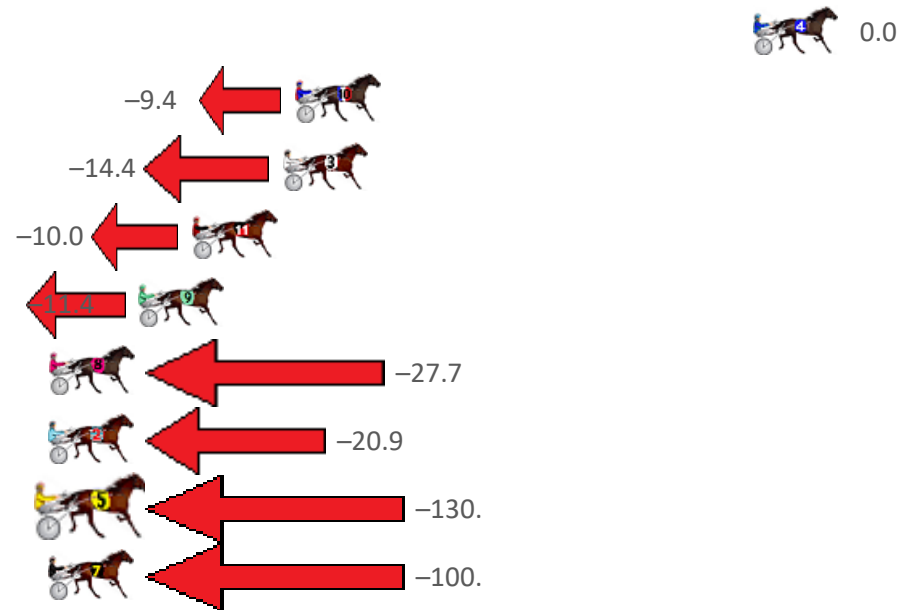
Bathurst Race 7 Distance 1730m

Wednesday, 6 December 2023

Gross Time: 2:04.00 MileRate: 1:55.30 LeadTime: 8.00s First Qtr: 28.30s Second Qtr: 30.10s Third Qtr: 28.40s Fourth Qtr: 29.20s

NoHorse	Plc	Mar	800 Posi	400 Posi	Time	3rd Qtr	4th Qtr
4 PLATINUM JEWEL	1	0.0m	0.0m (0)	0.0m (0)	2:04.00	28.40s	29.20s
10 DREAMTIME NALA	2	18.2m	8.8m (0)	6.2m (1)	2:05.39	28.22s	30.15s
3 SANTUZZA ART	3	18.7m	4.3m (0)	4.5m (0)	2:05.43	28.42s	30.31s
11 PENCIL ME IN	4	22.3m	12.3m (1)	7.3m (2)	2:05.71	28.05s	30.39s
9 SHES PERFECTION	5	24.4m	13.0m (0)	14.0m (0)	2:05.87	28.48s	30.07s
8 CANT HEAR YOU	6	29.8m	2.1m (1)	2.0m (1)	2:06.28	28.39s	31.34s
2 MISS PENDLE HILL	7	37.2m	16.3m (1)	18.7m (1)	2:06.85	28.59s	30.71s
5 TULHURST FRANKIE	8	138.3m	7.8m (1)	91.9m (1)	2:14.59	34.43s	33.21s
7 HEAVENS BADGIRL	9	242.8m	141.9m (0)	161.5m (0)	2:22.60	29.94s	36.24s

Finish Position and metres gained from 800m





PJ Harness Analyser

Sectional Analysis Software - Not just a formguide!

www.facebook.com/PJHarnessRacing



RISE Digital, Harness Racing Australia nor the provider accepts any responsibility for the completeness or accuracy of any of the information contained herein, and makes no representations about its suitability for any particular purpose. Users should make their own judgements about those matters and/or seek independent advice. You assume all risks associated with use of data provided on this page

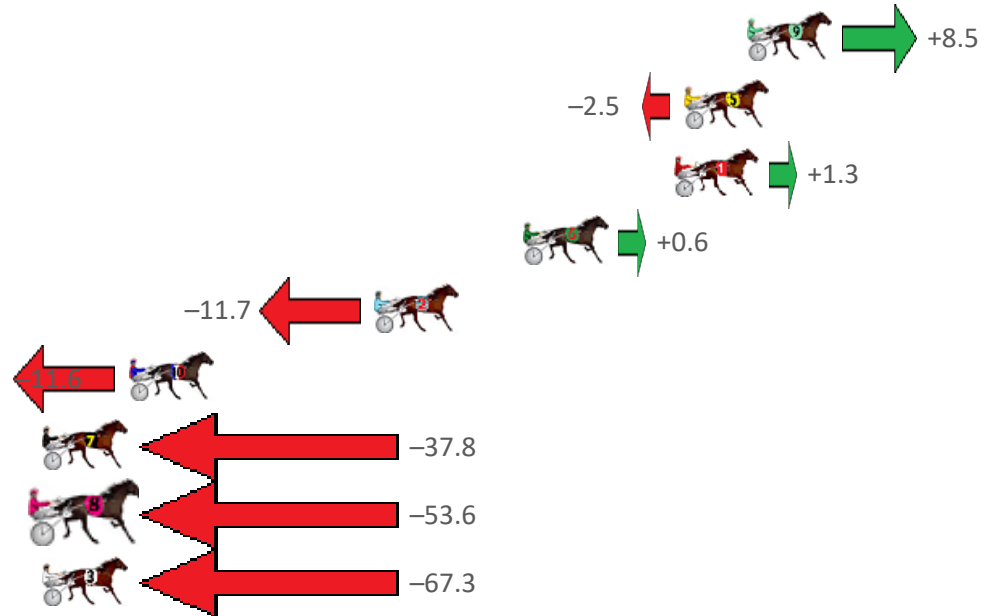
Bathurst Race 8 Distance 2260m

Wednesday, 6 December 2023

Gross Time: 2:44.90 MileRate: 1:57.40 LeadTime: 46.20s First Qtr: 31.20s Second Qtr: 30.10s Third Qtr: 28.50s Fourth Qtr: 28.90s

NoHorse	Plc	Mar	800 Posi	400 Posi	Time	3rd Qtr	4th Qtr
9 SARGEANT	1	0.0m	8.5m (0)	8.4m (0)	2:44.90	28.50s	28.30s
5 BETTING JEWEL	2	2.5m	0.0m (0)	0.0m (0)	2:45.09	28.50s	29.09s
1 TAKE OUT	3	2.9m	4.2m (0)	3.9m (0)	2:45.12	28.48s	28.84s
6 SMASH IT	4	8.9m	9.5m (1)	6.5m (1)	2:45.58	28.29s	29.12s
2 ROCKU	5	14.8m	3.1m (2)	2.5m (1)	2:46.02	28.46s	29.84s
10 SHE OWNS THE DAY	6	24.6m	13.0m (0)	13.5m (0)	2:46.77	28.54s	29.81s
7 OLIVEIRA	7	43.3m	5.5m (1)	14.6m (2)	2:48.18	29.15s	31.14s
8 WARRA DOWNS	8	67.6m	14.0m (1)	17.1m (3)	2:50.03	28.73s	32.81s
3 THE ROGUE I AM	9	68.3m	1.0m (1)	13.7m (1)	2:50.08	29.41s	33.10s

Finish Position and metres gained from 800m





PJ Harness Analyser

Sectional Analysis Software - Not just a formguide!

www.facebook.com/PJHarnessRacing



RISE Digital, Harness Racing Australia nor the provider accepts any responsibility for the completeness or accuracy of any of the information contained herein, and makes no representations about its suitability for any particular purpose. Users should make their own judgements about those matters and/or seek independent advice. You assume all risks associated with use of data provided on this page

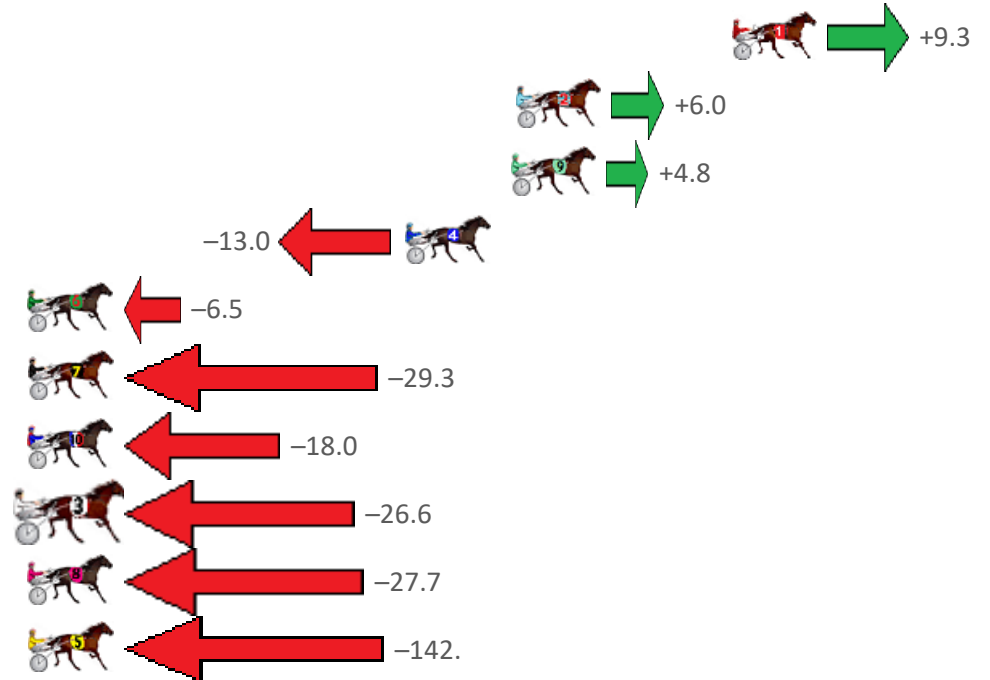
Bathurst Race 9 Distance 2260m

Wednesday, 6 December 2023

Gross Time: 2:46.00 MileRate: 1:58.20 LeadTime: 45.50s First Qtr: 31.40s Second Qtr: 30.20s Third Qtr: 29.60s Fourth Qtr: 29.30s

NoHorse	Plc	Mar	800 Posi	400 Posi	Time	3rd Qtr	4th Qtr
1 HOOKED ON WINNI	1	0.0m	9.3m (0)	8.5m (1)	2:46.00	29.54s	28.68s
2 BOHEMIAN BRAWLE	2	8.6m	14.6m (1)	4.7m (1)	2:46.66	28.87s	29.62s
9 LOGAN DREAM	3	8.8m	13.6m (0)	9.3m (0)	2:46.68	29.28s	29.30s
4 ROCKNRETURN	4	13.0m	0.0m (0)	0.0m (0)	2:47.00	29.60s	30.30s
6 MIDAS SHANNON	5	28.8m	22.3m (0)	14.8m (0)	2:48.21	29.04s	30.43s
7 BELLAGANOOSH	6	33.7m	4.4m (0)	4.9m (0)	2:48.59	29.64s	31.53s
10 TOMMYS LUCK	7	36.2m	18.2m (0)	16.1m (1)	2:48.78	29.44s	30.90s
3 LIMBO LENNY	8	45.0m	18.4m (1)	10.9m (2)	2:49.46	29.05s	31.96s
8 JUST RHYTHM	9	50.4m	22.7m (1)	16.9m (2)	2:49.87	29.17s	31.93s
5 KARINYA BOB	10	152.4m	9.7m (1)	101.4m (1)	2:57.71	36.31s	33.59s

Finish Position and metres gained from 800m



PJ Harness Analyser

Sectional Analysis Software - Not just a formguide!

www.facebook.com/PJHarnessRacing



RISE Digital, Harness Racing Australia nor the provider accepts any responsibility for the completeness or accuracy of any of the information contained herein, and makes no representations about its suitability for any particular purpose. Users should make their own judgements about those matters and/or seek independent advice. You assume all risks associated with use of data provided on this page